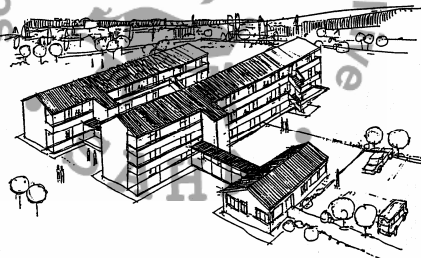




**Province: KwaZulu-Natal**

**Department: Education**

**Final Infrastructure Plan  
2009/2010**



**November 2008**

Approval Control				
<i>Approval Type</i>	<i>Name</i>	<i>Designation</i>	<i>Signature</i>	<i>Date</i>
Recommended		Chief Director		
Recommended		Chief Financial Officer		
Approved		Head of Department		



## Table of Contents

1	Executive Summary	1
1.1	The Purpose of the Plan	1
1.2	Description	1
1.3	Levels of Service	2
1.4	Community Need	3
1.5	Lifecycle Management Plan	3
1.6	Financial Summary	4
1.7	Organisational and Support Plan	5
1.8	Monitoring and Improvement Programme	5
2	Introduction	6
2.1	Background	6
	2.1.1 Purpose of the Plan	6
	2.1.2 Departmental Vision, Mission, Goals & Objectives	7
	2.1.3 Strategic and Departmental Goals	10
	2.1.4 Relationship with other Planning Documents	12
2.2	Goals and Objectives of Infrastructure Ownership	14
	2.2.1 Reasons and Justification for Infrastructure Ownership	14
	2.2.2 Legislative Requirements	14
	2.2.3 Infrastructure included in Plan	15
	2.2.4 Key Stakeholders in the Plan	15
	2.2.5 Organisational Structure	15
	2.2.6 Plan Framework	15
2.3	Planning Approach and Methodology	16
3	Levels of Service	18
3.1	Norms and Standards	18
	3.1.1 Classroom: Learner Ratio	18
	3.1.2 Space Norms for Teaching and Learning Areas	18
	3.1.3 Specialist Facilities/Multipurpose Classrooms	19
	3.1.4 Administration Facilities	19
	3.1.5 Water Supply and Sanitation	20
	3.1.6 Electricity	20
3.2	Current Levels of Service	20
4	Determination of Needs	21
4.1	Demand Forecast	21
	4.1.1 Community Need	21
	4.1.2 Levels of service	28
	4.1.3 Impact of Changes in Demand on Infrastructure Utilization	28
	4.1.4 Changes in Technology	28
4.2	Demand Management Plan	29
	4.2.1 Non-Infrastructure Solutions	33

4.2.2	Summarised New Works Programmes and Costs	33
5	Existing infrastructure	35
5.1	Physical Parameters	35
5.2	Capacity / Performance	37
5.3	Condition	37
5.4	Valuations (GIAMA)	37
5.5	Historical Data	37
6	Asset Management – Infrastructure	37
6.1	Routine Maintenance Plan	38
6.1.1	Maintenance Plan	38
6.1.2	Standards and Specifications	39
6.1.3	Summary of Future Costs	39
6.2	Renewal / Replacement Plan	39
6.2.1	Renewal Plan	40
6.2.2	Renewal Standards	40
6.2.3	Summary of Future Costs	40
6.3	Creation / Acquisition Plan	40
6.3.1	Selection Criteria	41
6.3.2	Summary of Future Costs	41
6.3.3	Disposal Plan	43
6.4	Disaster	43
7	Financial Summary	44
7.1	Financial Statements and Projections	45
7.2	Funding Strategy	46
7.3	Valuation Forecasts	46
7.4	Key Assumption made in Financial Forecasts	46
8	Organisational and Support Plan Structure	47
8.1	Human Resources	47
8.2	Organisational Structure	49
8.3	Systems and Processes	55
8.3.1	Accounting / Financial Systems	55
8.3.2	Infrastructure Management Systems	55
8.3.3	Information Flow Requirements and Processes	56
9	Plan Improvement and Monitoring	57
9.1	Performance Measures	57
9.2	Improvement Programme	58
9.3	Monitoring and Review Procedures	58
10	References and Appendices	59
10.1	References	59
10.2	Appendices	59



# 1 Executive Summary

## 1.1 The Purpose of the Plan

In general, the purpose of the Infrastructure Plan (IP) is to detail over the medium to long term **how** the infrastructure required by the Department to deliver on its mandated services will be **acquired, rehabilitated, maintained** and **funded**. To achieve this, the Plan outlines **what infrastructure is to be provided, when it is to be provided and at what cost**.

Specifically, the purpose of the KwaZulu-Natal Department of Education's IP is to:

- Identify and present the Department's infrastructure needs in terms of meeting its strategic objectives;
- Ensure that the greatest needs in the province are addressed as the highest priorities and to ensure that optimum cost efficiency is achieved;
- Provide an indication of anticipated expenditure per programme and per project over the lifecycle of the project, should it be a multiple year project;
- Communicate to external as well as internal stakeholders the intentions of the department as far as its infrastructure delivery programmes are concerned; and
- Ensure that all statutory and regulatory requirements are adhered to, and also to prevent the random, subjective decision making which would not be in the best interests of the inhabitants of the province and specifically the learnership of the province which are all deemed to have the right of equal access to facilities of similar quality.

## 1.2 Description

The infrastructure to be provided by the KwaZulu-Natal Department of Education in terms of this plan is as follows:

Infrastructure	Purpose
<i>Non-school building</i>	To provide appropriate administration spaces and ensure sustainable maintenance of existing spaces.
<i>New Schools</i>	To provide new public primary & public secondary schools in response to planned developments or growth, complete with all supporting learning spaces & facilities
<i>Upgrades &amp; Additions</i>	To add to or improve existing structures in terms of learning spaces, water & sanitation facilities, support spaces &/or civil works (fencing, drainage, etc)
<i>Accelerated Needs Delivery</i>	To provide learning & teaching support spaces & water & sanitation facilities within the objectives of growing an emerging, targeted contractor support base
<i>Curriculum Redress</i>	To provide new support &/or learning spaces in response to curriculum requirements
<i>Water &amp; Sanitation</i>	To provide water & sanitation facilities to those schools where none is currently available
<i>Mobile Classrooms</i>	To provide temporary learning & support spaces as a response to emergency situations until such time as permanent structures can be provided
<i>Fencing</i>	To improve security in schools
<i>Repairs &amp; Renovations</i>	To improve the condition of existing buildings (including replacement) that have deteriorated due to neglect or damage in order to ensure a safe learning & teaching environment
<i>Emergency Repair Response</i>	To improve the condition of existing buildings that have been damaged by "acts of God", within a short space of time, in order to reinstate a safe learning & teaching environment
<i>Special Projects</i>	To provide special projects on request from the MEC's Office
<i>Maintenance</i>	To ensure that the condition of existing infrastructure & buildings is sustained & not allowed to deteriorate
<i>Learners with Special Education Needs (LSEN)</i>	To provide appropriate spaces for LSEN
<i>Further Education &amp; Training (FET)</i>	To provide FET sites.
<i>Early Childhood Development (ECD)</i>	To provide spaces for grade R learners.

**Table 1: Summary of Infrastructure Delivery Programmes**

### 1.3 Levels of Service

In terms of the desired level of service, it is the Department's obligation to ensure equality across the Province. In this regard, it is the Department's intention to provide the same learning environment without prejudice to all learners. Ultimately, all classrooms and toilet blocks will be constructed from brick and mortar or sustainable new technologies approved by the Department, and maintained to a safe and acceptable standard. Moreover, the department is endeavouring to ensure that all of its teachers and learners have full access to basic services such as water, sanitation and electricity.

The Department's policy in this regard is constantly being reviewed to accommodate this approach. A systematic approach is being applied to achieve these objectives, with the Department's prime objective being the eradication of all infrastructure backlogs. All new

structures will comply with the desired level of service. Once the space backlog has been cleared, greater emphasis will be placed on the condition backlog.

#### **1.4 Community Need**

The determination of demand forecast in this Province is extremely difficult as the dynamics around macro- and micro-migration are changing at an alarming rate. This makes long- and even medium-term forecasting problematic when deciding on the placing of permanent education facilities.

Growth trends within the specific community/settlement/township/suburb are brought into account when determining sustained need for specific facilities. With the urbanization process as well as renewal of secondary school curriculums and the extension of courses and subjects to be offered, driven by industry demand for a skilled workforce, it is anticipated that demand will continue to change at an accelerated rate.

It has been assumed that urbanization will increase in pace as well as volume. This implies that due caution be exercised in rural area planning unless clear and verifiable indications prove that populations are likely to remain constant or where populations show growth trends.

This plan has, attempted to determine the actual infrastructure requirements taking into account these factors.

#### **1.5 Lifecycle Management Plan**

By nature schools are intensely operational delivery sites. Learners are naturally far more active than disciplined adult office workers and consequently maintenance levels are likely to be substantially higher than normal. However, if appropriate preventative measures could be developed by school principals and governing bodies the impact of more severe wear and tear might be limited.

The ownership aspect of a school, where a specific community views the school as their school, significantly increases the level of care in preventing vandalism or even petty acts of damage to buildings and infrastructure.

As far as day-to-day maintenance is concerned the school and the governing body are responsible to ensure that all facilities are properly maintained. Funding norms and standards monies are provided directly or indirectly to the schools for this purpose, with 5% of the schools' allocation (12,5% of 40%) being ring fenced for this purpose. The schools are obliged to use 60% of their allocation for Teaching and Learning materials. Because of budgetary constraints the Department is unable to fully implement a Programmed Maintenance Plan but is currently developing a policy in this regard while concentrating on major repairs and renovations to previously neglected schools.

Apart from these practical factors, the Department is changing its approach in terms of Infrastructure Programme Management Planning to ensure that the best value for money is obtained over the life cycle of the asset. This approach would ensure that the Department takes into account asset expenses over the various stages of the asset's life cycle and factor these into the infrastructure budgets.

## 1.6 Financial Summary

The financial summary of the Department's identified programmes over the MTEF period, including the allocated budgets for these programmes have been summarized in *Table 2*.

Type of Infrastructure	Medium-term estimates		
	2009/10	2010/11	2011/12
<b>Capital</b>	R 1,323,184	R 1,831,053	R 2,014,158
<b>New constructions</b>	R 949,525	R 1,392,012	R 1,531,213
1 - New Schools	R 151,676	R 320,618	R 352,680
2 - Upgrades and Additions	R 273,499	R 260,000	R 286,000
3 - Accelerated Needs Delivery	R 140,000	R 150,000	R 165,000
4 - Curriculum Redress	R 100,000	R 100,000	R 110,000
5 - Water and Sanitation	R 25,000	R 30,000	R 33,000
6 - Mobile Classrooms	R 10,000	R 12,000	R 13,200
7 - LSEN	R 70,912	R 190,754	R 209,829
8 - FET Sites	R 100,000	R 100,000	R 110,000
9 - Roll out of ECD	R 78,438	R 228,640	R 251,504
10 - Fencing			
<b>Rehabilitation</b>	R 297,983	R 354,983	R 390,481
1 - Repairs and Renovations	R 244,983	R 294,983	R 324,481
2 - Emergency Repair Response	R 53,000	R 60,000	R 66,000
<b>Other capital projects</b>	R 75,676	R 84,058	R 92,464
1 - Non-school Building	R 63,201	R 68,021	R 74,823
2 - Special Projects	R 6,037	R 10,037	R 11,041
3 - Technical Support	R 6,438	R 6,000	R 6,600
<b>Current</b>	R 84,495	R 100,000	R 110,000
Maintenance	R 84,495	R 100,000	R 110,000
<b>Total</b>	R 1,407,679	R 1,931,053	R 2,124,158

**Table 2: KZNDoe Infrastructure Budget for MTEF Period**



## **1.7 Organisational and Support Plan**

The transformation process whereby the Department is being restructured to maximize service delivery across all spheres of operation has been approved by the Department's top management. This process has also been completed for the section responsible for infrastructure planning and delivery (i.e. the Infrastructure Management Chief Directorate) and is being undertaken in two separate phases – the first involves a transitional arrangement in terms of human resources, while the second will cater for the permanent restructuring, both in terms of human resources and systems. The impact of the restructuring on the newly created districts and Head Office has been significant, with debilitating shortages of Infrastructure Management personnel being experienced throughout the Department. This problem has been partially addressed by the filling of 5 Deputy Director posts (4 technical and 1 financial) at Head Office. Vacant positions in the districts have been advertised with the intention of filling posts early in 2009.

The framework for the Organisational and Support Plan has been included in this Infrastructure Plan and has been approved by the Department's Top Management. However, this Plan will continue to be reviewed and monitored regularly to ensure that service delivery is not compromised by capacity and/or system constraints in terms of planning, delivery management and financial management.

## **1.8 Monitoring and Improvement Programme**

Monitoring and evaluation of infrastructure delivery is currently being undertaken as part of the recommendations from the Infrastructure Delivery Improvement Programme (IDIP). In summary, these recommendations are contained in the Organisational and Support Plan but consist of the following key focus areas:

- Physical progress
- Expenditure by month and by Quarter
- Feedback from clients (District planners and school principals)

The Infrastructure Plan will also be reviewed at least annually to keep the Department's infrastructure needs as up to date and accurate as possible.

## **2 Introduction**

### **2.1 Background**

The KwaZulu-Natal Department of Education is required to prepare an Infrastructure Plan for the provisioning and maintenance of educational facilities within the Province. Currently the Province is responsible for approximately 6 000 educational facilities, inclusive of unsuitable structures, which accommodate in excess of 2 600 000 learners.

Since the democratic dispensation was ushered in in 1994, the Province has had to plan and provide for huge inherited backlogs. Furthermore, the poor state of repair of many of the existing structures necessitated ongoing and whole scale repairs and maintenance.

With the National Education Infrastructure Management System (NEIMS) survey data recently made available, the Planning Directorate within the Chief Directorate: Infrastructure Management is now able to more accurately quantify – via the directorate’s Space Planning Norms and Standards Model - the cost of addressing the infrastructure backlog in the province. Initial indications are that the cost to address the current backlogs at 2008 estimates would be R31,453 billion, whilst replacement cost is of the order of R43,621 billion. The maintenance of existing infrastructure would be of the order of R872,428 million per annum. The proposed Plan contained here below serves to provide a framework in which the backlogs and maintenance requirements are addressed for the relevant period to ensure quality and safe and healthy environments in which learning can be provided.

Furthermore, the Plan seeks to realign the provisioning and maintenance of schools to conform to the provincial model for Space Planning Norms and Standards for Public Schools.

#### **2.1.1 Purpose of the Plan**

The Plan provides a framework for the KwaZulu-Natal Department of Education’s infrastructure delivery programme 2005 – 2014 for the financial year 2009/2010.

The Plan sets out an approach and plan of action for providing and maintaining education infrastructure, elucidating on the management, communication and funding requirements thereof. The Plan will be reviewed on an annual basis to ensure its appropriateness and relevance as well as taking into account progress and challenges experienced. Peculiarities

and specifics introduced on a yearly basis by the Division of Revenue Act are also addressed through the ongoing yearly review.

The Plan addresses the planning and management of all physical infrastructure for which the provincial Department of Education is currently responsible. This includes all public ordinary schools and schools for learners with special education needs inclusive of the provisioning of water, sanitation, electricity and access to such facilities.

The rural nature of the Province and the levels of poverty present huge challenges for the delivery of quality, equitable and relevant education. The legacy of poor planning, weak management and poor administrative systems has had a major impact on the design and delivery of education. With the completion and release of the National Education Infrastructure Management System (NEIMS) survey by the National Department of Education, in September 2007, the status of the infrastructure at all schools has been established and the backlogs at individual institutions can now be accurately determined by benchmarking the existing infrastructure against the department's Space Planning Norms and Standards (see Annexure A).

It is also the Department's intention to promote the underlying strategies and objectives of the Provincial Growth and Development Strategy (PGDS) as well as the Provincial Spatial Economic Development Strategy (PSEDS). This infrastructure plan therefore aims to put infrastructure service delivery into the context of the Province's needs and priorities. It also aims to present and justify funding requirements for infrastructure over the MTEF period.

The Department's infrastructure budget is the largest in the country and therefore is ideal for the promotion of the Expanded Public Works Programme (EPWP) through the involvement of BEE and SMME companies specifically addressing appropriate skills development and poverty alleviation through sustainable job creation.

### **2.1.2 Departmental Vision, Mission, Goals & Objectives**

The Department's **Vision**, as contained in the Strategic Plan (2007-2010), reads as follows:

*That of a literate and skilled society capable of benefiting from participating in all democratic processes and contributing to the development and growth of the people of KwaZulu-Natal.*

This Vision is reinforced by the Department's **Mission**, which is:

*To provide opportunities for all our people to access quality education which will improve their position and contribute to the advancement of democratic values in KwaZulu-Natal.*

In terms of the Department's Strategic Goals and Objectives of infrastructure delivery in support of the vision and mission, the Strategic Plan states the following:

**Strategic Goal 5:** *Provide and utilize resources to achieve redress and equity and to eliminate conditions of physical degradation in institutions.*

Inserted below, are the sections of the Departmental Strategic Plan (2007 – 2010) relevant to infrastructure delivery:

**Branch: Planning And Support**

Strategic Goals	Strategic Objectives	Outputs		
		2007/08	2008/09	2009/10
<b>Key Result Area: Systemic Evaluation and Quality Assurance</b>				
To provide high quality, relevant education to all learners, regardless of age, which will equip them with knowledge, skills, values and attitudes to meet the challenges of the twenty-first century	To monitor progress in relation to the effectiveness of the education system	Implement the NSLA in accordance with national and provincial policies	Implement the NSLA in accordance with national and provincial policies	Implement the NSLA in accordance with national and provincial policies
		Implement policy on quarterly assessment at schools.	Implement policy on quarterly assessment at schools.	Implement policy on quarterly assessment at schools.
		Evaluation of a sample of schools with a view to assess the effectiveness of teaching and learning to apprise the education system	Evaluation of sample of schools with a view to assess the effectiveness of teaching and learning to apprise the education system	Evaluation of sample of schools with a view to assess the effectiveness of teaching and learning to apprise the education system
		Develop quality indicators for the system	Develop quality indicators for the system	Develop quality indicators for the system
<b>Key Result Area: Infrastructure Planning and Delivery Management</b>				
To provide and utilize resources to achieve redress and equity and to eliminate conditions of physical degradation in institutions	To provide space to learners in the public schools in accordance with policy.	Provide a 5 year infrastructure plan for all public schools, including special schools	Update 5 year infrastructure plan for public all schools, including special schools	Update 5 year infrastructure plan for public schools, including special schools
	To provide administration offices and support spaces in accordance with Provision Space Norms for the offices.	Design norms and standards for infrastructure provision in public ordinary and special schools	Design norms and standards for infrastructure provision in public ordinary and special schools	Design norms and standards for infrastructure provision in public ordinary and special schools
		Facilitate the provision of office accommodation	Facilitate the provision of office accommodation	Facilitate the provision of office accommodation
To produce standard plans for various spaces in educational institutions.	Provide priority list for each sub-programme with concomitant budgets	Provide priority list for each sub-programme with concomitant budgets	Provide priority list for each sub-programme with concomitant budgets	

Strategic Goals	Strategic Objectives	Outputs		
		2007/08	2008/09	2009/10
<b>Key Result Area: Infrastructure Planning and Delivery Management</b>				
To provide and utilize resources to achieve redress and equity and to eliminate conditions of physical degradation in institutions	To provide space to learners in the public schools in accordance with policy.	Design norms and standards for office and support spaces	Design norms and standards for office and support spaces	Design norms and standards for office and support spaces
		Construct new schools where needs are urgent	Construct new schools where needs are urgent	Construct new schools where needs are urgent
		Implement special infrastructure projects	Implement special infrastructure projects	Implement special infrastructure projects
	To put the basic physical infrastructure for primary schooling in place in accordance with policy	Provide water, sanitation and electricity to schools in the priority list of the infrastructure plan	Provide water, sanitation and electricity to schools in the priority list of the infrastructure plan	Provide all schools with water, sanitation and electricity
To provide laboratories for schools. To provide requisite infrastructure to support effective teaching & learning	Provide infrastructure to improve the quality of teaching and learning eg laboratories	Provide infrastructure to improve the quality of teaching and learning eg laboratories	Provide infrastructure to improve the quality of teaching and learning eg laboratories	

The One-Year Operational Plan for the Branch: Planning & Support – as included in the Strategic Plan - outlines the following:

#### Key Results Area 14: Infrastructure Planning

Strategic Goal	Strategic Objectives	Key Activity	Performance Indicators	Time Frames
To provide and utilize resources to achieve redress and equity and to eliminate conditions of physical degradation in institutions	To provide space to learners in the public schools in accordance with policy.	<ul style="list-style-type: none"> <li>Gathering of information (data collection)</li> <li>Analysis of demographics and identification of needs.</li> <li>Identification of services.</li> <li>Prioritisation of projects.</li> <li>Budgeting.</li> <li>Liaison with implementing agents beneficiary communities school's governing bodies.</li> </ul>	Publish the 2007/2008 Infrastructure Plan with the following services: <ol style="list-style-type: none"> <li>Repairs and Renovations.</li> <li>Curriculum redress.</li> <li>Additions and upgrades.</li> <li>New schools.</li> <li>Provision of toilets.</li> <li>Provision of infrastructure for water and electricity.</li> </ol>	28 February 2007
	To provide spaces for LSEN learners in special/full service schools in accordance with White Paper 6 on Inclusive Education.	<ul style="list-style-type: none"> <li>Plan suitable accommodation for LSEN learners.</li> <li>Identification of services through meetings with relevant component in the Department.</li> </ul>	List of schools to be upgraded to full service schools through the provision of requisite infrastructure handed to the Department of Works.	1 April 2007
	To provide administration offices and support spaces in accordance with Provision Space Norms for the offices.	<ul style="list-style-type: none"> <li>Gathering of information (Restructuring Plan of the Department).</li> <li>Identification of needs.</li> <li>Determination of design and capacity as defined by space norms/organograms.</li> </ul>	Design for District Office completed.	30 July 2007
	To produce standard plans for various spaces in educational institutions.	<ul style="list-style-type: none"> <li>Meetings/Workshops with design component in the Department of Works.</li> <li>Collection of inputs from users.</li> <li>Collection of information from other Provincial Departments.</li> </ul>	Standard plan for: <ol style="list-style-type: none"> <li>Teaching and learning spaces.</li> <li>District Offices.</li> <li>Specialist teaching and learning spaces.</li> <li>Kitchens.</li> </ol>	30 April 2007 30 July 2007 30 September 2007 30 October 2007
		Identification of Needs	Determination of design and capacity as defined by space norms and organogram.	1 April 2007

### Key Results Area 15: Infrastructure Management

Strategic Goal	Strategic Objectives	Key Activity	Performance Indicators	Time Frames
To provide and utilize resources to achieve redress and equity and to eliminate conditions of physical degradation in institutions	To provide space to learners in the public schools in accordance with policy.	<ul style="list-style-type: none"> <li>* Liaise with Branch: Finance to budget for planned services.</li> <li>* Brief to Implementing Agents.</li> </ul> Monitoring and Evaluation <ul style="list-style-type: none"> <li>* Appointment of Consultants</li> <li>* Design and Documentation</li> <li>* Contact Procurement</li> <li>* Construction</li> <li>* Post construction</li> </ul>	1. Budget in place for various programmes. <ul style="list-style-type: none"> <li>- Capital Works</li> <li>- Repairs and Renovations</li> <li>- Sites Acquisition</li> </ul> 2. Implementation Programme of Infrastructure Plan (IPIP) submitted by Implementing Agents.           3. Service Level Agreement (SLA), in place.           4. Programme is implementation.           5. Programme Monitoring           6. Regular reports are submitted to Top Management and Provincial Treasury	30 June 2007  31 March 2008
	To put the basic physical infrastructure for primary schooling in place in accordance with policy.	Manage the delivery Departments physical infrastructure plans for 2007/2008 financial year and submit reports on: <ul style="list-style-type: none"> <li>* Classrooms and toilets built</li> <li>* Specialist classrooms built</li> <li>* Percentage of Budget spent on Rehabilitation.</li> <li>* Percentage of CAPEX budget spent on maintenance.</li> </ul>	<ul style="list-style-type: none"> <li>* Classrooms and toilets built.</li> <li>* Specialist classrooms built.</li> <li>* Schools provided with infrastructure for the supply of electricity.</li> <li>* Percentage of budget spent on rehabilitation.</li> <li>* Percentage of budget spent on maintenance.</li> </ul>	1 April 2007 to 31 March 2008
	To provide spaces for LSEN learners in special / full service schools in accordance with policy and principles of Inclusive Education.	Increase the provision of suitable accommodation of LSEN learners. Monthly Education / Works liaison committee meetings (monitoring and evaluation of programme).	Prioritised List of Needs handed to Implementing Agents.	1 April 2007 to 31 March 2008

Strategic Goal	Strategic Objectives	Key Activity	Performance Indicators	Time Frames
To provide and utilize resources to achieve redress and equity and to eliminate conditions of physical degradation in institutions	To provide administration offices and support spaces in accordance with policy.	Increase provision of district and other offices.	<ul style="list-style-type: none"> <li>* Prioritised list of needs handed to Implementing Agents.</li> <li>* IPIP submitted by Implementing Agent.</li> <li>* Meetings, monitoring and evaluation.</li> <li>* Reports to Top Management and Treasury.</li> </ul>	1 April 2007 to 31 March 2008

#### 2.1.3 Strategic and Departmental Goals

Infrastructure delivery forms part of Programme 2: Public Ordinary School Education, the objective of which is to provide public ordinary education from Grades R to 12 in accordance with the South African Schools Act. Programme 2 has two Sub-Programmes, namely Public Primary Phase and Public Secondary Phase, the objectives of which are to provide specific public primary ordinary schools and specific public secondary schools with resources required for the Grades R to 7 phase and Grades 8 to 12 phase respectively.

Within both of these Sub-Programmes, the measurable objective is to put the basic physical infrastructure in place, for both the public primary phase and public secondary phase, in accordance with policy, through the implementation of the Department's Infrastructure Plan.

These strategic goals are monitored through the following performance measures:

- Number of new classrooms built;
- Learner: Classroom ratio;
- Number of new toilets built;
- Percentage of schools with water supply; and
- Percentage of CAPEX budget spent on maintenance.

Simply put, these performance measures are used to determine the Department's effectiveness in eradicating infrastructure backlogs in terms of provision of teaching and learning spaces and water and sanitation, as well as maintaining all structures, through a preservation programme, to an acceptable level that minimizes deterioration.

The Department set the following backlog targets in 2006/7

<i>Performance Measure</i>	<i>Existing Backlog (NEIMS)</i>	<i>2006/07 Target</i>	<i>2007/08 Target</i>	<i>2008/09 Target</i>	<i>2009/2010 Target</i>	<i>Remaining Backlog</i>
<i>Classrooms</i>	10,900	1,800	2,000	2,000	2,000	3,100
<i>Toilets (number of seats)</i>	30,000	2,700	2,700	2,000	1,000	21,600

**Table 3: KZNDoe Infrastructure Delivery Targets over 2005-2010  
Strategic Plan Time Frame within Current Budgets**

The above table excludes specialist teaching spaces, administration facilities and other ancillary buildings required to provide an environment conducive to effective learning.

These service delivery targets have been determined based on the allocated infrastructure budget for the MTEF period and the Department's current standards and policies. *Table 3* clearly indicates that the Department would be unable to eradicate the existing backlog within the Department's current Strategic Plan time frame and within the associated proposed budget allocation. In relation to the Strategic Plan, it should be noted that a planning horizon of 5 years was catered for. This was deemed to set more attainable goals than that associated with a ten year plan.

This Infrastructure Plan has been prepared on the basis of the available infrastructure budget over the MTEF period and therefore any interpretation of this plan in the light of the Department's Strategic Plan must take budgetary constraints into account. This is specifically true when the State of the Province Address by the Premier of KwaZulu-Natal (March 2005) is taken into consideration. In this address, it was stated that all infrastructure backlogs for education will have been addressed by 2009 – challenges are currently being experienced in meeting this target, due to budget and associated capacity constraints as well as the need to

simultaneously address backlogs in specialist teaching facilities, Grade R classrooms, School Nutrition Programme kitchens, administration and other ancillary buildings that are required to constitute a complete school. In addition, the provision of sports fields and associated infrastructure have yet to be budgeted for.

Should the budget not be revised in significant amounts, and the same quantitative delivery requirements remain, it may be necessary to revise the Department's levels of service to meet these objectives. This may be achieved through ensuring the realisation of community expectations whilst being mindful of the financial constraints. Alternatives to be considered could include *inter alia*, obtaining of political support and buy-in in relation to revised provincial norms and standards and adequate consultation with all affected parties in relation thereto.

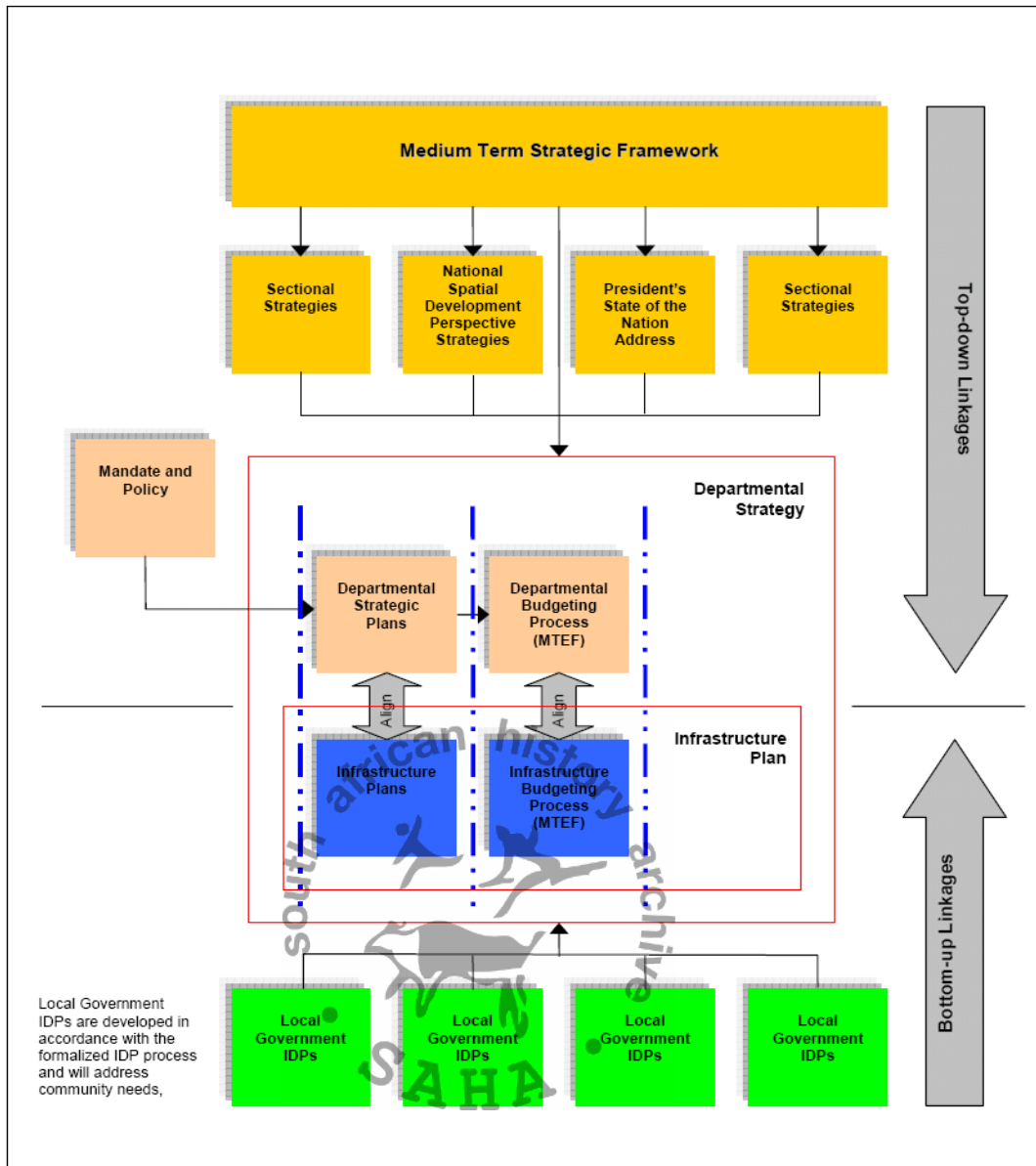
#### **2.1.4 Relationship with other Planning Documents**

The Plan should not be seen as existing in isolation to other strategic planning instruments. Rather, the Plan is informed by and comprehensively integrated with other key plans and documents. Amongst these are included:

- The Local and District Municipal Integrated Development Plans (IDPs) and sector plans;
- District Growth and Development strategies;
- The Provincial Growth and Development Plan and associated Spatial Development Framework;
- National and Provincial sector related plans and strategies;
- Departmental Strategic Plans, Operational Plans, Action Plans and associated Performance Measures;
- Spatial Economic Development Strategy.

This Plan therefore is deeply rooted in the broader strategic development plans of the Province and takes cognisance of all key strategies and programmes, as more fully illustrated by the diagram below:





**Diagram 1: Strategic Planning Linkages**

The Plan has been developed in the context of national, provincial and local development frameworks as represented in the Figure here above, in a process of top-down and bottom-up planning. In this process careful consideration was given to the development planning processes of the other spheres of government, inherent in the principles of co-operative government set-out in Chapter 3 of the Constitution.

## **2.2 Goals and Objectives of Infrastructure Ownership**

### **2.2.1 Reasons and Justification for Infrastructure Ownership**

While it is the State's intention to provide adequate and safe education infrastructure, it remains the responsibility of the schools, School Governing Bodies and the community at large to accept ownership and maintain such infrastructure. Without this commitment the pressures placed on an already overextended infrastructure budget would be exacerbated.

### **2.2.2 Legislative Requirements**

The following background legislation and/or regulations which affect infrastructure operation or require certain levels of service have been considered in the drafting of this Infrastructure Plan:

- Constitution of the Republic of South Africa (Act No 108 of 1996)
- Public Service Act (No 103 of 1994)
- National Education Policy Act (No 27 of 1996)
- South African Schools Act (No 84 of 1996)
- Education White Paper 6 on Inclusive Education (2001)
- Preferential Procurement Framework Act (No. 5 of 2000)
- KwaZulu-Natal Preferential Procurement Act (2001)
- National Building Regulations
- Occupational Health and Safety Act
- CIDB Act (Act No 38 of 2000)
- Division of Revenue Act (as promulgated annually)
- Government Immovable Asset Management Act (No. 19 of 2007)
- Public Finance Management Act (No.1 of 1999)

More specifically, the South African Schools Act states as follows:

- Clause 3(1) – “The MEC must ensure that there are enough school places so that every child that lives in his/her Province can attend school...”;
- Clause 12(1) – “The MEC must provide public schools for education of learners out of funds appropriated for this purpose by the provincial legislature.”

### **2.2.3 Infrastructure included in Plan**

The details in relation to infrastructure required have been more fully elaborated on in Section 4.2 (Demand Management) below.

### **2.2.4 Key Stakeholders in the Plan**

This Plan is owned by the KZN Department of Education. It seeks to lay out the strategic objectives that the Department's senior Management are incumbent on addressing and who would be responsible for the implementation thereof. In order to successfully implement this plan it is necessary for a variety of stakeholders to be engaged on an ongoing basis. These key stakeholders include:

- National Government Departments;
- Provincial Government Departments;
- Local and District Municipalities responsible for integrated planning and service provisioning;
- Public Entities and State Owned Entities particularly those charged with the responsibility of providing physical infrastructure and services;
- Non Governmental Organisations and Community Based Organisations involved in the educational sector;
- Communities, School Governing Bodies, Organised Labour and learners who are the recipients and users of such infrastructure;
- Business and donor/funding sectors interested or involved in the delivery of infrastructure to schools.

### **2.2.5 Organisational Structure**

The approved Departmental organisational structure is included in Section 8 of this document. This structure has been tailor made to ensure the overall attainment of the goals and objectives elaborated on in the Departmental Strategic Plan.

### **2.2.6 Plan Framework**

This Infrastructure Plan is presented in coordination with the Department's Strategic Plan and addresses the following key elements:

- Presentation of Department's planning process;
- Presentation of the Department's level of service;
- Identification of infrastructure programmes, project needs and Implementing Agents;
- Prioritization of infrastructure needs;
- Costing of infrastructure needs for integration into the MTEF budget allocations;
- Delivery of infrastructure programmes over financial years.

Fundamental to the Department's Infrastructure Plan are the programme and project lists of the new infrastructure, as included as Annexure B. The projects included are those that are not currently under construction. The projects under construction (carry-over) are contained in the Infrastructure Reporting Model<sup>1</sup> (IRM) and the total estimated expenditure, for these projects, for 2009/10 is reflected therein.

The format of the Plan is as follows:

- **Section 1** deals with the Executive Summary;
- **Section 2** provides the Background to the Plan, its objectives, scope, format as well as methodology utilised for the formulation thereof;
- **Section 3** covers the Norms and Standards, Levels of Infrastructure and current Levels of Service;
- **Section 4** deals with the expected demand for services and the management of such;
- **Section 5** provides a description of both the physical parameters and capacity, including backlogs, of existing infrastructure;
- **Section 6** describes the Department's approach to asset management;
- **Section 7** addresses the Plan's financial cost estimates and projections;
- **Section 8** covers the organisational arrangements necessary for the implementation of the Plan;
- **Section 9** addresses how the Plan's performance will be monitored, amended and improved.

### **2.3 Planning Approach and Methodology**

---

<sup>1</sup> The IRM is the report submitted to Treasury on a quarterly basis and reflects the project financial and implementation progress details.

This Infrastructure Plan has been prepared using the NEIMS data released in September 2007. In relation thereto, it must be acknowledged that the information used is by far the most reliable information available. The scope of work identified for all capital infrastructure projects at existing institutions has been determined using this information and will have to be re-confirmed once detailed planning takes place. The verification exercise will be undertaken by the Implementing Agent/s or consultant/s with a view to ensuring the accuracy and quality standards thereof.

Ultimately, rehabilitation and maintenance projects will also be identified using the NEIMS data, but currently the needs are identified and addressed on a reactive basis due to existing financial constraints. The limitations of this approach have been acknowledged and systems are currently being investigated in order to utilise the NEIMS data allowing for a more planned, directed and focused approach, ensuring efficient addressing of the needs. It is, however, unlikely that these will be implemented before the end of the 2009/10 financial year.



### 3 Levels of Service

#### 3.1 Norms and Standards

The levels of service to be provided by the Provincial Department are outlined in the document “Space Planning Norms and Standards for Public Schools”, attached as Annexure A to this document.

These Norms and Standards have been summarised below.

##### 3.1.1 Classroom:Learner Ratio

These will be provided on the following basis:

- Grade R: 1 classroom for every 40 learners
- Primary schools (Grades 1 – 7): 1 classroom for every 40 learners
- Secondary schools (Grades 8 – 12): 1 classroom for every 40 learners
- Learners with Special Education Needs: 15 - 40 learners per classroom, depending on the needs.

These standard learning spaces are further supplemented by various specialist / multipurpose classrooms as outlined below.

##### 3.1.2 Space Norms for Teaching and Learning Areas

The following Space Norms for Teaching and Learning areas have been adopted:

- Classrooms: 50 m<sup>2</sup>
- Grade R Classrooms: 75 m<sup>2</sup>
- Computer Laboratory + Storerooms: 75 + 25m<sup>2</sup>
- Specialist Classrooms + Storerooms: 75 + 25m<sup>2</sup>
- Home Economics + Storeroom: 75 + 25m<sup>2</sup>
- Media Centre/Library: 100 m<sup>2</sup>

### 3.1.3 Specialist Facilities/Multipurpose Classrooms

Where justifiable in terms of learner numbers and curriculum, specialist facilities will be provided for delivering the new curriculum as shown below:

NCS SUBJECTS	LEARNING AREAS
Agricultural Management Practices	Agriculture & Nature Conservation
Agricultural Science	
Agricultural Technology	
Accounting	Business, Commerce & Management
Business Studies	
Economics	
First Additional Language	Communication Studies & Language
Home Language	
Second Additional Language	
Dance Studies	Culture & Arts
Dramatic Arts	
Music	
Visual Arts	
Geography	Human & Social Studies
History	
Life Orientation	
Religious Studies	
Civil Technology	Manufacturing , Engineering & Technology
Electrical Technology	
Engineering Graphics and Design	
Mechanical Technology	
Computer Applications Technology	Physical, Mathematical, Computer & Life Sciences
Information Technology	
Life Sciences	
Mathematical Literacy	
Mathematics	
Physical Sciences	Services
Consumer Studies	
Hospitality Studies	
Tourism	

*Table 4: Subjects and Learning Areas as per New Curriculum Statement*

### 3.1.4 Administration Facilities

The Department acknowledges the need for the provision of administrative facilities in all schools and is actively pursuing this goal by applying the Space Planning Norms and Standards.

### **3.1.5 Water Supply and Sanitation**

All schools will be provided with appropriate facilities for clean drinking water where piped water is available and adequate. Where limited water resources are available, rainwater tanks will be provided for rainwater harvesting and which may also be filled by water delivered by water tankers in times of drought or low rainfall.

The Department is not a bulk services provider and coordinates the provision of these services with the relevant provider. National initiatives are being undertaken by the Departments of Water and Forestry to address both the water and sanitation backlogs at our schools.

All schools are to be provided with adequate sanitation for both learners and educators as per SABS 0400-1990, Table 6. This table has been included in Annexure A.

### **3.1.6 Electricity**

All schools are being electrified through the Department of Mineral and Energy Affairs. Schools falling outside the national grid are being supplied with solar powered electrical installations. Where there is no electricity as yet, but the school is planned for inclusion in the Eskom grid, conduits will be provided and these blanked off at switch and plug points.

## **3.2 Current Levels of Service**

The Department's current levels of service falls short of the desired state as outlined in the Space Planning Norms and Standards. The Province's schools range from mud structures to modern buildings and it is the Department's intention to ensure that equality exists in the provision of buildings across the Province, in both rural and urban areas. (See Section 5 below.)



## **4 Determination of Needs**

### **4.1 Demand Forecast**

#### **4.1.1 Community Need**

##### **4.1.1.1 Community Research and Expectations**

Based on the assumption that equity must be achieved and that the provision of educational services must have, as a primary focus area, the disadvantaged communities with very poor facilities, completely impartial and objective criteria and processes have to be used in all decision making processes. Complete transparency is therefore essential in identifying the end-user's needs and expectations. The KwaZulu-Natal Department of Education commissioned the University of KwaZulu-Natal (UKZN) and the Human Sciences Research Commission (HSRC) to undertake two studies, namely:

- To investigate and make recommendations on new school requirements and property needs for the Province for a 10-year period, and
- Consolidation of rural and farm schools with the aim of consolidating non-viable schools through rationalization and optimization, respectively.

These investigations were completed by the end of March 2008 and the findings used to inform and support future planning decisions.

The implementation of uniform norms and criteria is essential. As stated above, it is generally accepted that a reasonable and affordable level of classroom provision is calculated at 40 learners per standard classroom, supplemented by various specialist classrooms, multipurpose classrooms, computer rooms and media centres, depending on the size of the school. As noted earlier, the Department has established Space Planning Norms and Standards for primary and secondary schools - if services are delivered in line with these norms with high levels of consistency, a much better chance of acceptance by all communities at large exists.

Community perception in terms of the choice of building material and type of learning space is also essential in ensuring that the utilization of the spaces provided by the Department for teaching and learning are maximized. This issue is highlighted in the choice of mobile

classroom units versus permanent classrooms and their respective acceptance (or lack thereof) from the local communities, educators and learners. Community perceptions and equality of the teaching and learning environment, together with the backlog of infrastructure across the Province, is taken into consideration when deciding on the levels of service (as discussed below).

Community research is also carried out in terms of the Department's FET curriculum and ABET requirements. The community needs are taken into consideration when planning for infrastructure requirements and also translate into the Department's levels of service as discussed in the following section.

#### **4.1.1.2 Factors Influencing Demand**

The determination of demand forecast in KwaZulu-Natal is extremely difficult as the dynamics around macro- and micro-migration are changing at an alarming rate. This makes long- and even medium-term forecasting problematic when deciding on the placing of permanent education facilities.

Growth trends within the specific community/settlement/township/suburb are brought into account when determining sustained need for specific facilities.

It has been assumed that urbanization will increase in pace as well as volume, as highlighted by the UKZN research. This implies that due caution be exercised in rural area planning unless clear and verifiable indication prove that populations are likely to remain constant or where populations show growth trends. In this regard, the Department is currently reviewing the operation of all rural and farm schools in terms of possibly consolidating such schools into institutions that are better equipped to provide a quality learning environment. The HSRC research will assist in informing these decisions.

Mobility of learners appears to be increasing, therefore the assumption that urban children will attend school in close proximity to their homes is not particularly acceptable or correct.

The perceived quality of education at a specific school also appears to influence the willingness of learners to enrol at such a school. Schools known to have inferior educational quality are often avoided by learners staying close to the school. This means that should the perceived quality of education at what is thought to be a poorly performing school be correct and the perception is created that it now offers good quality education the enrolment trends, especially in urban areas, could be reversed for that particular school. This phenomenon is

constantly being monitored and management plans put in place at education service delivery level to improve the performance of the particular school. These turn around strategies, implemented through, *inter alia*, horizontal integration of relevant service delivery indicators at strategic planning level are starting to bear fruit with improved results and concomitant increased enrolments being evident, as well as appropriate infrastructure delivery forward planning and implementation. These trends have more clearly been illustrated in the graphs here below:

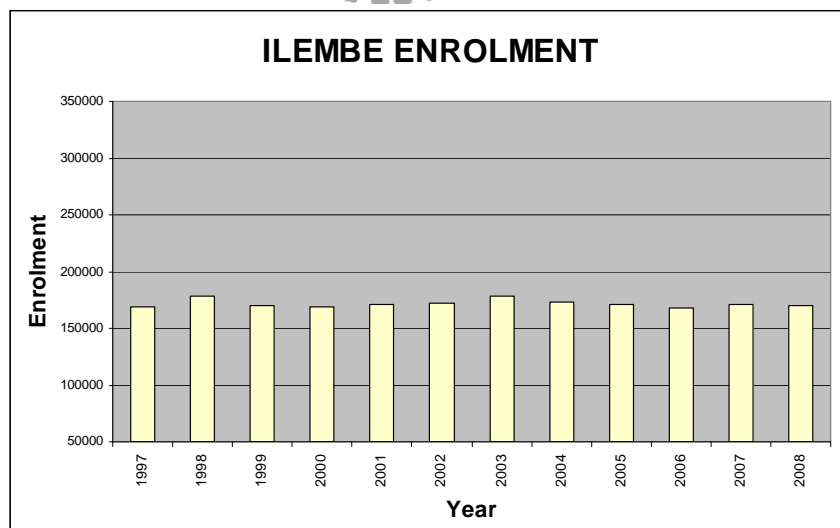
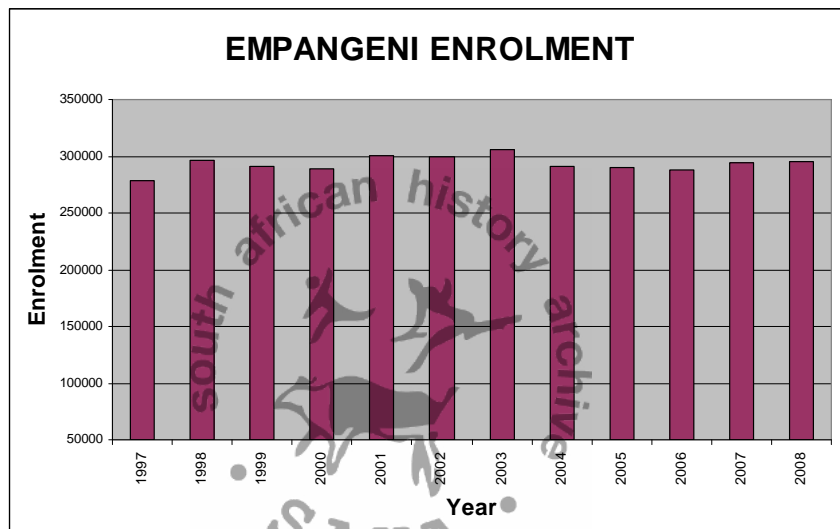
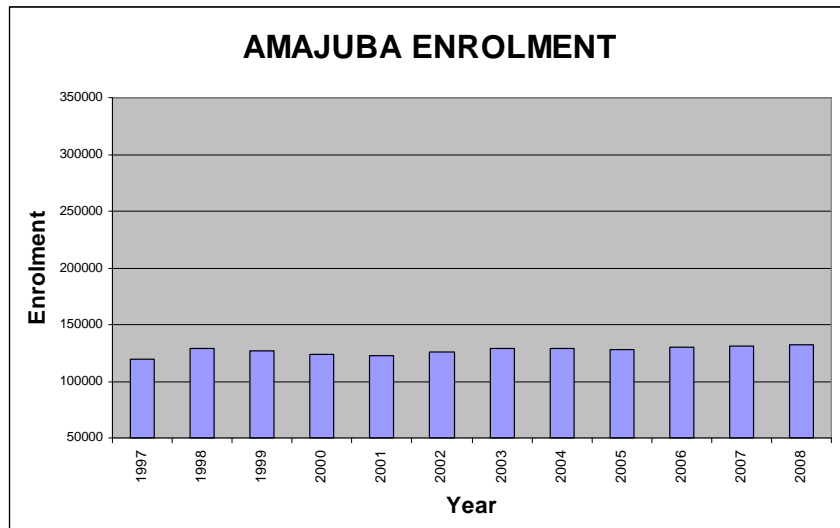
#### **4.1.1.3 Details of Projected Growth/Decline of Demand**

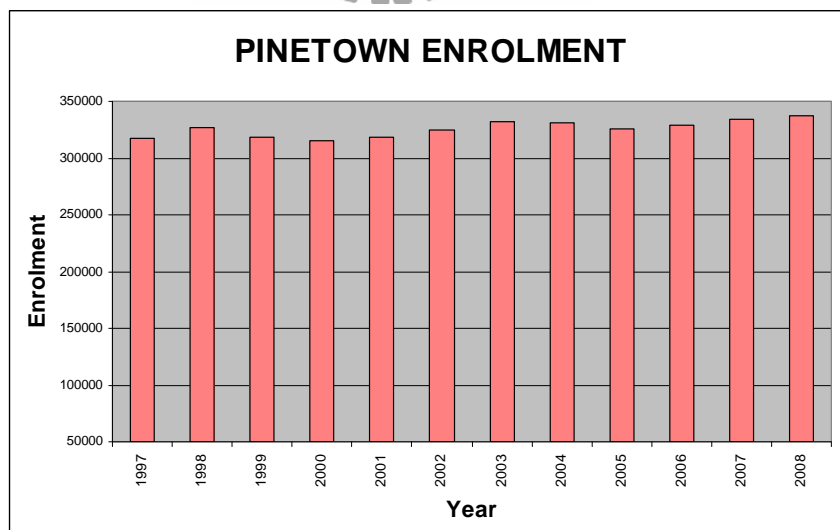
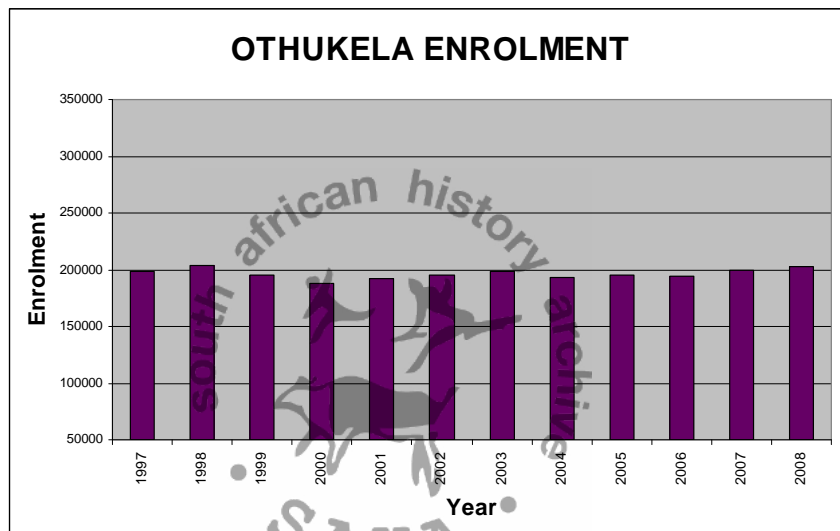
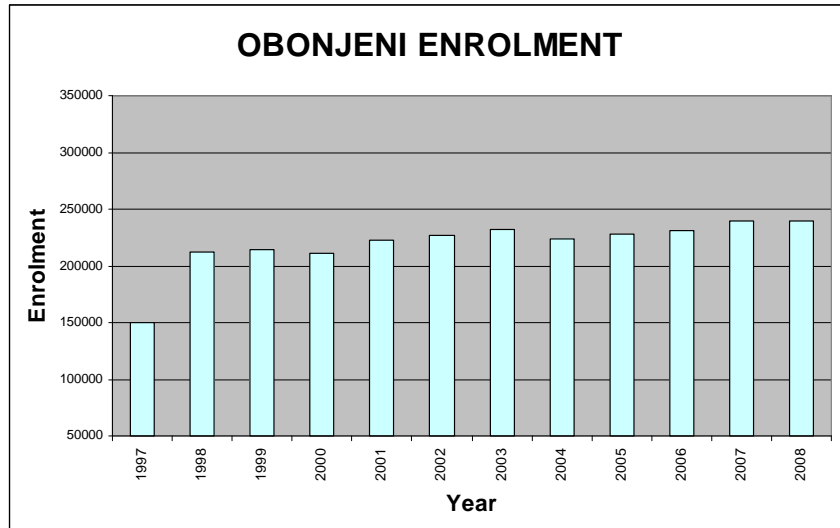
The graphs below serve to illustrate the complexities associated with accurate projected growth trends as well as decline of demand due to declines in enrolment figures. This information was extracted from EMIS and recently released NEIMS data.

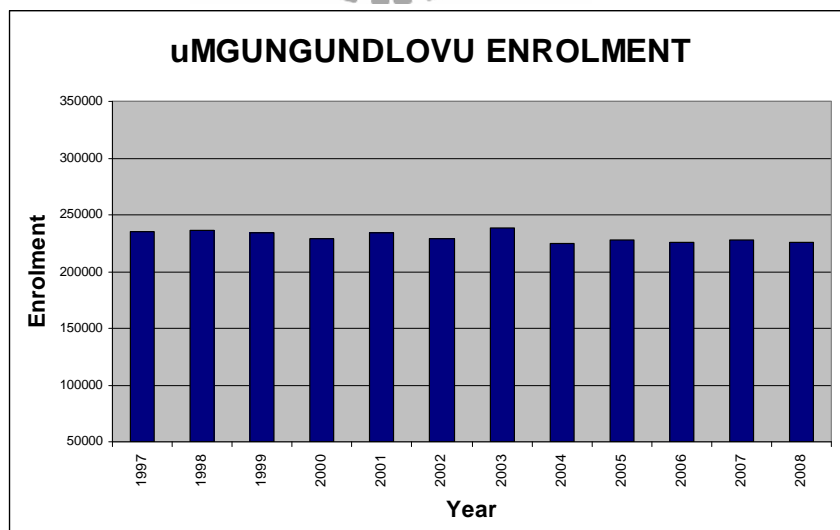
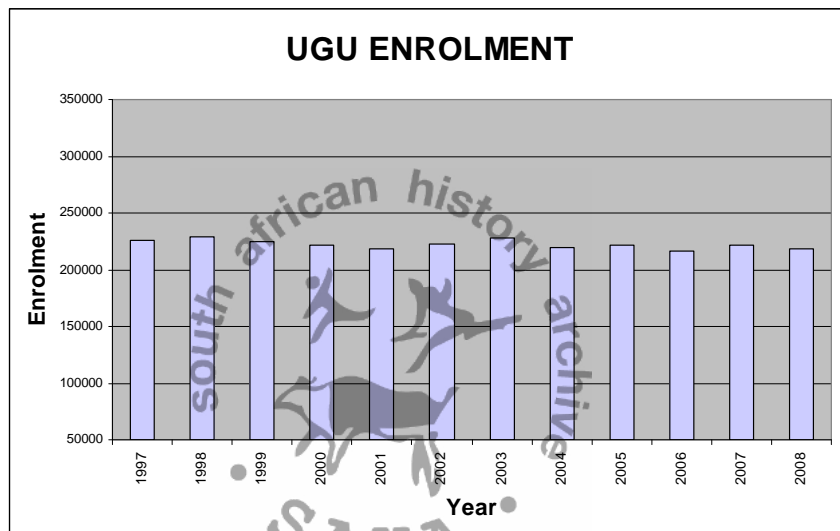
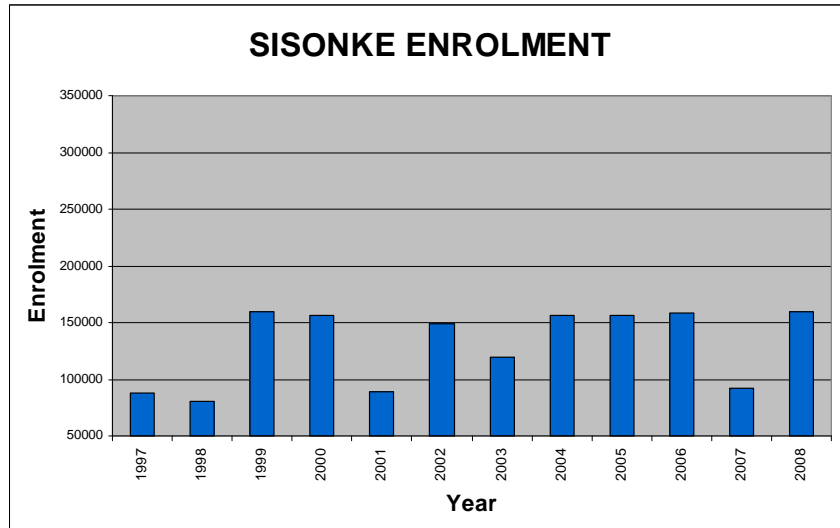
Some of the challenges experienced in the collection and collation of the abovementioned figures relate to the non-submission of approximately 3% of predominantly smaller schools,

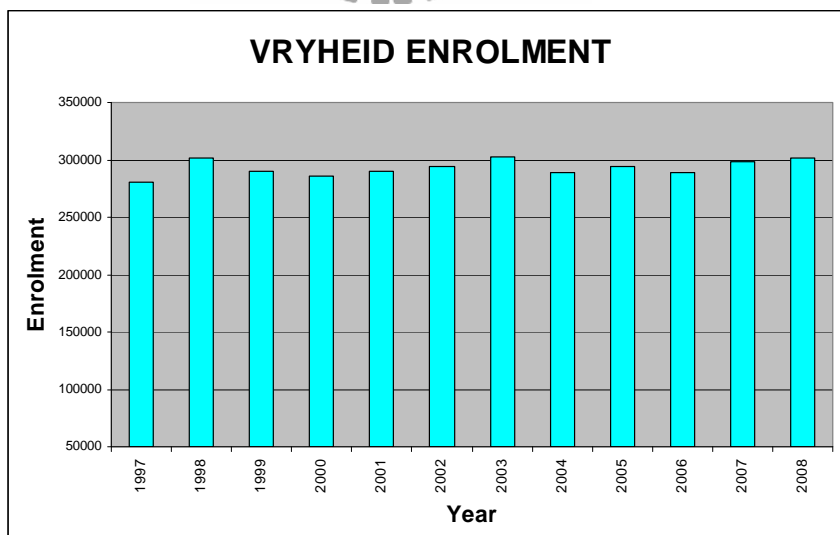
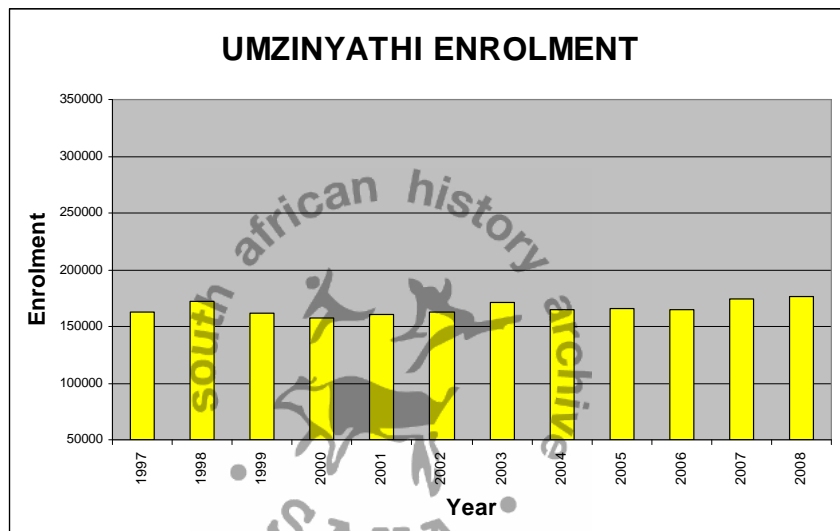
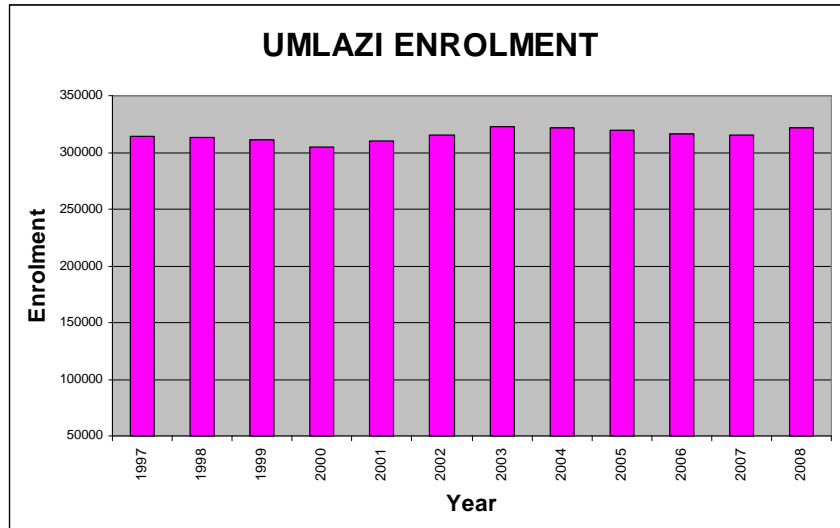
The general trend emerging from an analysis of the available information indicates that the overall learner enrolment numbers in the Province for 2003 and 2007 remained virtually the same, with lower enrolment number registered for the period 2004 to 2006. However significant fluctuation can be seen in certain districts which may be attributed to movement of learners.

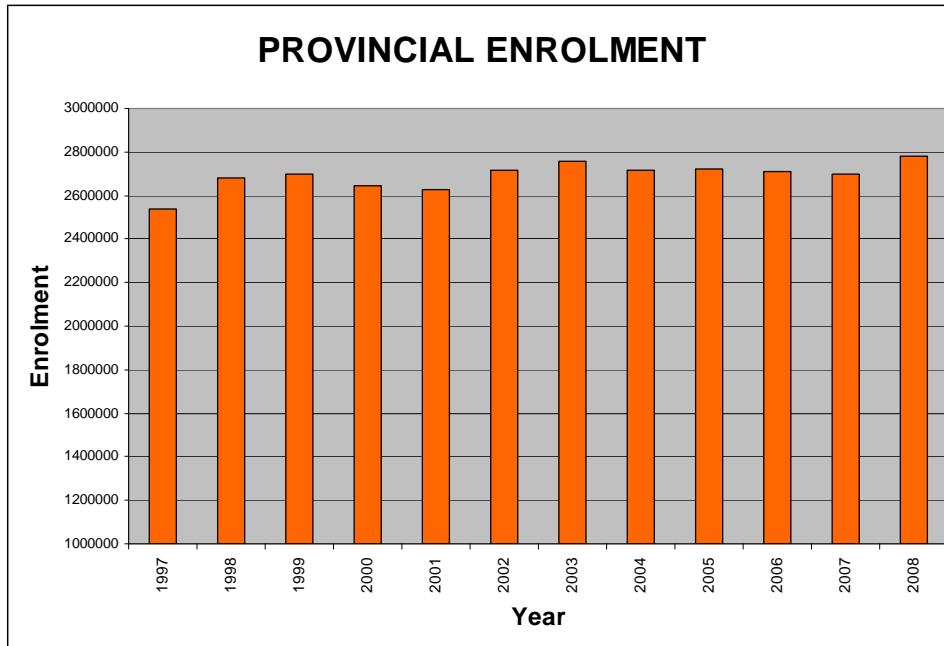
The inconsistency of overall enrolment numbers may be attributed to incomplete data, the non-submission and/or non-capturing of information, the impact of HIV and Aids on family sizes, child headed households and inaccuracies in relation to baseline information. The Department is in the process of aligning the EMIS and NEIMS data to improve the reliability of the information database to assist in the planning of projects.











#### **4.1.1.4 Anticipated Changes in Community Expectations**

The Department has largely anticipated community expectation and has substantially raised the level of service provided such as the provision of ceilings, use of face bricks, as well as providing additional facilities beyond standard classrooms i.e. laboratories, media centres, administration buildings, etc.

#### **4.1.2 Levels of service**

As noted above, the UKZN research into growth areas has made recommendations that are informing levels of service to cater for future demand, specifically in urban areas.

#### **4.1.3 Impact of Changes in Demand on Infrastructure Utilization**

The following changes are taken into consideration:

- Changes in the teaching environment e.g. new curriculum;
- Introduction of technological improvements e.g. computers;
- Demographic increases and decreases.

#### **4.1.4 Changes in Technology**

##### **4.1.4.1 Use of New Technology & Effect on Future Infrastructure Provisioning**

The use of prefabricated classrooms (“old technology”) has usually been frowned upon by both schools and the local community. However, significant advances have been made in



alternative technologies for the building of classrooms. Such structures may potentially prove to have a positive impact on the Department's service delivery.

The Department is currently utilising mobile classrooms for temporary accommodation where:

- Land issues have not been resolved;
- Rapid delivery is required to address losses due to natural disasters;
- Declining and/or small enrolments do not justify the construction of permanent facilities.

The Department is also due to pilot the use of innovative technologies for the permanent construction of buildings to investigate the possible advantages in terms of cost, delivery time, environmental considerations and durability.

#### **4.2 Demand Management Plan**

The Department is investigating the need for preparation of a Demand Management Plan and if it is found to be required will develop such during 2009/10.

In order to provide the desired level of service as described previously, and in accordance with the Department's current policy on the application of the infrastructure budget, the following programmes and sub-programmes (aligned with the categories prescribed by National Treasury) have been identified for implementation:

Programme	No.	Sub-Programme
<b>Capital</b>		
<b>New constructions</b>		
Programme 2: Public Ordinary School Education	2.1	New Schools
Programme 2: Public Ordinary School Education	2.2	Upgrades and additions
Programme 2: Public Ordinary School Education	2.3	Accelerated Needs Delivery
Programme 2: Public Ordinary School Education	2.4	Curriculum Redress
Programme 2: Public Ordinary School Education	2.5	Water and Sanitation
Programme 2: Public Ordinary School Education	2.6	Mobile Classrooms
Programme 2: Public Ordinary School Education	2.7	Fencing
Programme 4: Public Special School Education	4.1	Learners with Special Education Needs (LSEN)
Programme 5: Further Education and Training	5.1	Further Education and Training (FET )
Programme 7: Early Childhood Development	7.1	Early Childhood Development (ECD )
<b>Rehabilitation</b>		
Programme 2: Public Ordinary School Education	2.8	Repairs and renovations
Programme 2: Public Ordinary School Education	2.9	Emergency Repair Response
<b>Other capital projects</b>		
Programme 1: Administration	1.1	Non-school building
Programme 2: Public Ordinary School Education	2.10	Special Projects
Programme 2: Public Ordinary School Education	2.11	Technical Support
<b>Current</b>		
Programme 2: Public Ordinary School Education	2.12	Maintenance

**Table 5: KZNDoe Infrastructure Programmes and Sub-Programmes**

The scope of each of these programmes / sub-programmes has to be shared across the Province on either a geographical- or needs-based basis. The basis for the allocation of these programmes, together with their intended purpose and performance measures, has been summarized in *Table 6* here below.

Programme	No.	Sub-Programme	Purpose	Performance Measure
<i>Programme 1: Administration</i>	1.1	<i>Non-school building</i>	To provide appropriate administration spaces and ensure sustainable maintenance of existing spaces.	<ul style="list-style-type: none"> <li>No. of administration spaces provided</li> <li>Percentage of budget spent on maintenance</li> </ul>
<i>Programme 2: Public Ordinary School Education</i>	2.1	<i>New Schools</i>	To provide new public primary & public secondary schools in response to planned developments or growth, complete with all supporting learning spaces & facilities	<ul style="list-style-type: none"> <li>No. of new schools planned</li> <li>No. of new schools under construction</li> <li>No. of classrooms provided</li> <li>No. of toilets provided</li> <li>Expenditure vs. budget</li> <li>Procurement targets</li> <li>EPWP requirements</li> </ul>
	2.2	<i>Upgrades &amp; Additions</i>	To add to or improve existing structures in terms of learning spaces, water & sanitation facilities, support spaces &/or civil works (fencing, drainage, etc)	<ul style="list-style-type: none"> <li>No. of projects planned</li> <li>No. of projects under construction</li> <li>No. of classrooms provided</li> <li>No. of toilets provided</li> <li>No. of support spaces provided</li> <li>Expenditure vs. budget</li> <li>Procurement targets</li> <li>EPWP requirements</li> </ul>
	2.3	<i>Accelerated Needs Delivery</i>	To provide learning & teaching support spaces & water & sanitation facilities within the objectives of growing an emerging, targeted contractor support base	<ul style="list-style-type: none"> <li>No. of projects planned</li> <li>No. of projects under construction</li> <li>No. of classrooms provided</li> <li>No. of toilets provided</li> <li>No. of support spaces provided</li> <li>Expenditure vs. budget</li> <li>Procurement targets</li> <li>EPWP requirements</li> </ul>
	2.4	<i>Curriculum Redress</i>	To provide new support &/or learning spaces in response to curriculum requirements	<ul style="list-style-type: none"> <li>No. of projects planned</li> <li>No. of projects under construction</li> <li>No. of support spaces provided</li> <li>Expenditure vs. budget</li> <li>Procurement targets</li> <li>EPWP requirements</li> </ul>
	2.5	<i>Water &amp; Sanitation</i>	To provide water & sanitation facilities to those schools where none is currently available	<ul style="list-style-type: none"> <li>No. of projects planned</li> <li>No. of projects under construction</li> <li>No. of schools provided with water</li> <li>No. of toilets provided</li> <li>Expenditure vs. budget</li> <li>Procurement targets</li> <li>EPWP requirements</li> </ul>

	2.6	<i>Mobile Classrooms</i>	To provide temporary learning & support spaces as a response to emergency situations until such time as permanent structures can be provided	<ul style="list-style-type: none"> <li>No. of classrooms provided</li> <li>Expenditure vs. budget</li> <li>Procurement targets</li> </ul>
	2.7	<i>Fencing</i>	To improve security in schools	<ul style="list-style-type: none"> <li>No. of schools fenced</li> <li>Expenditure vs. budget</li> <li>Procurement targets</li> </ul>
	2.8	<i>Repairs &amp; Renovations</i>	To improve the condition of existing buildings (including replacement) that have deteriorated due to neglect or damage in order to ensure a safe learning & teaching environment	<ul style="list-style-type: none"> <li>No. of projects planned</li> <li>No. of projects under construction</li> <li>No. of classrooms repaired/provided</li> <li>No. of toilets repaired/provided</li> <li>Expenditure vs. budget</li> <li>Procurement targets</li> <li>EPWP requirements</li> </ul>
	2.9	<i>Emergency Repair Response</i>	To improve the condition of existing buildings that have been damaged by "acts of God", within a short space of time, in order to reinstate a safe learning & teaching environment	<ul style="list-style-type: none"> <li>No. of schools affected</li> <li>No. of projects under construction</li> <li>Expenditure vs. budget</li> <li>Procurement targets</li> </ul>
	2.10	<i>Special Projects</i>	To provide special projects on request from the MEC's Office	<ul style="list-style-type: none"> <li>No. of new schools planned</li> <li>No. of new schools under construction</li> <li>No. of classrooms provided</li> <li>No. of toilets provided</li> <li>Expenditure vs. budget</li> <li>Procurement targets</li> <li>EPWP requirements</li> </ul>
	2.11	<i>Technical Support</i>	To allow the procurement of external consulting support on a contract basis to assist the Department's Physical Planning staff	<ul style="list-style-type: none"> <li>No. of resources contracted</li> </ul>
	2.12	<i>Maintenance</i>	To ensure that the condition of existing infrastructure & buildings is sustained & not allowed to deteriorate	<ul style="list-style-type: none"> <li>No. of schools planned</li> <li>No. of schools in programme</li> <li>Expenditure vs. budget</li> <li>Procurement targets</li> <li>EPWP requirements</li> </ul>
<i>Programme 4: Public Special School Education</i>	4.1	<i>Learners with Special Education Needs (LSEN)</i>	To provide appropriate spaces for LSEN	<ul style="list-style-type: none"> <li>No. of classrooms provided</li> <li>Expenditure vs. budget</li> <li>Procurement targets</li> </ul>
<i>Programme 5: Further Education &amp; Training</i>	5.1	<i>Further Education &amp; Training (FET)</i>	To provide FET sites.	<ul style="list-style-type: none"> <li>No. of FET sites provided</li> <li>Expenditure vs. budget</li> <li>Procurement targets</li> </ul>
<i>Programme 7: Early Childhood Development</i>	7.1	<i>Early Childhood Development (ECD)</i>	To provide spaces for grade R learners.	<ul style="list-style-type: none"> <li>No. of ECD classrooms provided</li> <li>Expenditure vs. budget</li> <li>Procurement targets</li> </ul>

**Table 6: KZNDoe Programme/Sub-Programme Purpose, Distribution Measure and Performance Measures for MTEF Period**

The Department utilises an infrastructure planning model that has been developed to assist with accurate project scoping and budgeting. This model forms the basis of all infrastructure

needs assessments. It utilizes the Space Planning Norms and Standards to calculate the backlogs.

The Department does not possess the skills or capacity to manage or carry out the delivery of the required infrastructure itself. It therefore relies on relationships with a number of Implementing Agents (IAs) to assist with this responsibility.

Currently, there are numerous IAs assisting in infrastructure delivery on behalf of the Department - these include the KZN Department of Public Works (KZNDPW), Independent Development Trust (IDT), Ithala Development Corporation Limited (Ithala), Umgeni Water (UW) and the Divine Life Society (DLS), all of which are managed through formal contractual relationships in the form of Service Delivery Agreements (SDAs).

The SDAs are reviewed on an annual basis to determine any ongoing or changed needs and take into account the performance of the IAs over time. All IAs are closely monitored and need to comply with the recommendations of the Infrastructure Delivery Improvement Programme (IDIP) in terms of submission of Infrastructure Programme Implementation Plans (IPIPs) as well as the monitoring of performance measures.

#### **4.2.1 Non-Infrastructure Solutions**

In relation to the above, it is recognised that non-infrastructure solutions should be considered as possible alternatives to apparent infrastructure shortages. Such solutions could include:

- The rationalisation and re-alignment of schools
- Provisioning of hostels or restitution of existing hostels
- Provision of scholar transport
- The advent of e-learning

Careful consideration would be given to such solutions prior to the roll out of traditional infrastructure delivery programmes with a view of preventing wastage and the building of non-viable or unsustainable infrastructure. This should, however, be noted within the context of extensive backlogs existing throughout the Province.

#### **4.2.2 Summarised New Works Programmes and Costs**

The Department's allocated budgets for the programmes over the MTEF period are summarized in *Table 7* below.

### Details of Expense on Infrastructure Over MTEF Period

Type of Infrastructure	Medium-term estimates		
	2009/10	2010/11	2010/11
<b>Capital</b>	<b>1,323,184</b>	<b>1,831,053</b>	<b>2,014,158</b>
<b>New constructions</b>	<b>949,525</b>	<b>1,392,012</b>	<b>1,531,213</b>
1 - New Schools	151,676	320,618	352,680
2 - Upgrades and additions	273,499	260,000	286,000
3 - Accelerated Needs Delivery	140,000	150,000	165,000
4 - Curriculum Redress	100,000	100,000	110,000
5 - Water and Sanitation	25,000	30,000	33,000
6 - Mobile Classrooms	10,000	12,000	13,200
7 - LSEN	70,912	190,754	209,829
8 - FET Sites	100,000	100,000	110,000
9 - Roll out of ECD	78,438	228,640	251,504
10 - Fencing			
<b>Rehabilitation</b>	<b>297,983</b>	<b>354,983</b>	<b>390,481</b>
1 - Repairs and Renovations	244,983	294,983	324,481
2 - Emergency Repair Response	53,000	60,000	66,000
<b>Other capital projects</b>	<b>75,676</b>	<b>84,058</b>	<b>92,464</b>
1 - Non-school Building	63,201	68,021	74,823
2 - Special Projects	6,037	10,037	11,041
3 - Technical Support	6,438	6,000	6,600
<b>Current</b>	<b>84,495</b>	<b>100,000</b>	<b>110,000</b>
Maintenance	84,495	100,000	110,000
<b>Total</b>	<b>1,407,679</b>	<b>1,931,053</b>	<b>2,124,158</b>

**Table 7: KZNDoe Infrastructure Budget for MTEF Period**

## 5 Existing infrastructure

The Department currently has approximately 6 000 schools in the Province, serving approximately 2 780 000 learners. These are accommodated in 76 000 learning spaces in the above schools. In terms of the condition of these schools, the table below indicates the situation in respect of non-brick/block/mortar structures. This information is as per the NEIMS survey undertaken at all schools in the province. The elimination of these “inappropriate” structures is being aggressively addressed within the *New Schools* and *Upgrades and Addition* Programmes.

However, the following needs to be understood to fully comprehend the given data:

- The structures do not necessarily refer to classrooms
- The “instances” column, refers to the number of buildings, not the number of spaces, e.g. a structure with 2 classrooms is regarded as 1 instance
- Some of the structures may have been replaced since the survey was undertaken

The number of instances per classification is as follows:

Type of Wall	No. of Instances
Mud	240
Metal	378
Wood	162
<b>TOTAL</b>	<b>780</b>

*Table 8: Occurrence of Inappropriate Structure*

Prefabricated/mobile structures are deemed to be medium- to long-term interventions and not classified as inappropriate structures..

### 5.1 Physical Parameters

The Department has analysed the NEIMS data sets to determine the exact profile of the school infrastructure in the Province. This information has been compared with the requirements of the Planning Norms and Standard for Public Schools and the resulting infrastructure backlogs in the Province at existing institutions are as per Table 9 below.

**Budget Estimates: Base Year - 2008**

Total  
R 22,991,698,208  
R 31,452,643,149

Total including VAT + Fees

Unit Cost	Standard Classroom	Grade R	Multi-Purpose/Specialist Classrooms	Media Centres	Computer Rooms	SNP Kitchen/Tuckshop	Offices	Storerooms	Strongrooms	Toilets	Water	Electricity	Fence	TOTAL
R 3,048,878,000	R 2,488,365,208	R 7,484,750,000	R 2,616,875,000	R 2,371,185,000	R 775,250,000	R 1,093,425,000	R 75,000	R 1,021,215,000	R 341,460,000	R 1,203,095,000	R 39,400,000	R 347,200,000	R 160,600,000	R 22,991,698,208
R 280,000	R 430,000	R 650,000	R 790,000	R 690,000	R 140,000	R 75,000	R 157,111	R 65,000	R 70,000	R 40,000	R 50,000	R 200,000	R 200,000	R 22,991,698,208
1,0889	5787	11515	3313	3437	5538	14579	15711	15711	4878	29996	788	1736	803	R 22,991,698,208
Amajuba	578	555	118	275	213	629	720	720	216	1221	32	70	25	R 1,022,872,229
Empangeni	1348	1331	430	430	430	1686	1878	1878	527	3854	53	206	51	R 2,723,466,063
iLembe	440	355	238	238	242	982	1053	1053	350	1782	39	134	53	R 1,470,017,125
Obojnani	1278	499	1123	358	361	1373	1538	1538	474	3329	92	265	50	R 2,342,223,708
Othukela	725	421	889	260	288	1153	1108	1108	338	2398	72	130	56	R 1,741,235,250
Pinetown	1447	704	1070	261	295	1408	1527	1527	352	2958	17	35	114	R 2,259,585,750
Sisonke	933	331	789	252	242	1162	1126	1126	422	2299	139	176	57	R 1,869,532,146
Ugu	721	456	983	278	284	1188	1283	1283	416	2552	91	141	77	R 1,867,557,208
uMgungundlovu	739	471	933	223	260	1101	1190	1190	413	2133	56	109	67	R 1,746,563,646
Umlazi	1021	668	831	185	226	454	1163	1163	285	2119	14	25	120	R 1,774,440,708
Umkhanyakathi	727	367	824	268	260	1042	1169	1169	402	2012	97	224	77	R 1,676,673,938
Vryheid	935	625	1413	444	436	1743	1956	1956	673	3347	86	221	56	R 2,697,530,438

**Table 9: KZnDoE Infrastructure Backlogs per District using NEIMS Data and Space Planning Norms and Standards**



## **5.2 Capacity / Performance**

The design capacity of a classroom is included in the Planning Norms and Standards and is used to determine the carrying capacity of existing institutions and to calculate the associated backlogs where enrolments exceeds capacity. Based on an overcrowding index, the schools are being prioritized for new/upgraded infrastructure.

## **5.3 Condition**

Refer to 5.1 above

## **5.4 Valuations (GIAMA)**

Immovable Asset Register has not yet been finalized by the Department. The Department attended a GIAMA User Forum Training workshop in October 2008 and will begin to implement the requirements of the Act over the next financial year.

The table in Section 6.3.3 give an indication of the infrastructure replacement value based on current costs.

## **5.5 Historical Data**

The historical financial information is included in Section 7 here below, whilst the infrastructure status quo is contained in the NEIMS database.

# **6 Asset Management – Infrastructure**

The Department is currently in the process of complying with its obligation to prepare an immovable asset register of its approximately 6 000 schools. The National Department of Education initiative to replace the School Register of Needs (SRN) with the National Education Infrastructure Management System (NEIMS) has been completed and was released in September 2007. This Department will now interrogate this information and will use it to provide a consolidated, current asset register of all structures, complete with a condition assessment, prioritized repair, rehabilitation, replacement and maintenance strategy and valuation.

Emanating from the release of the NEIMS data base is the need to maintain the integrity thereof. The National Department of Education is in the process of finalizing a strategy to keep

this database updated, as the information is nationally managed and access restricted for the updating thereof.

The Programmes, Sub-Programmes and associated budgets for all infrastructure management activities have already been presented in the previous section, but more detail on each of the infrastructure management components will be presented in the following sections.

## **6.1 Routine Maintenance Plan**

### **6.1.1 Maintenance Plan**

In terms of the South African Schools Act it is the School Governing Body's responsibility to undertake day to day maintenance of the school. All schools in the Province receive a Norms and Standards funding allocation and it is expected of them to use 5% of this allocation for routine maintenance. The Norms and Standards budget for maintenance is approximately R75m for 2008/09. However, this money does not come from the Department's infrastructure budget. Where a problem cannot be addressed by the school from the above allocation, the Department will assist where possible from their maintenance budget allocated per district. The Department allocates these funds on a needs basis (reactive).

It is the intention that a routine maintenance plan be prepared and implemented, taking into account budgetary constraints. In this regard, the Department will work closely with its IAs to prepare a maintenance manual that can be distributed to Department officials and IAs alike.

It is the Department's intention to change the use of the maintenance budget from being largely reactive to being largely planned over a 5-year period. Consequently, a programmed repair and renovation programme is included in this IP.

Presently, most maintenance is reactive in nature and the amount of maintenance work consistently exceeds the available budget. This is historically a consequence of the large percentage of education infrastructure that was built by communities with limited resources and/or assistance from the State. It does, however, remain cheaper to rehabilitate these structures than to replace them.

A routine maintenance plan will ultimately – once the condition of these schools have been adequately addressed – include aspects such as maintenance trends (as well as identifying underlying causes), standards, specifications and budget estimates over the MTEF period.

### **6.1.2 Standards and Specifications**

Schools are expected to maintain their buildings to the same level of standard as that of the original construction. The Department has appointed a team of consultants that are currently engaged in preparing new Design Standards and Specifications.

The Departments of Education and Public Works have since 1994 used a number of different plans for the construction of school facilities. Most of these plans have been used as standard plans at some or other time by various departments. Unfortunately, various components of different sets of plans are not compatible with one another or no longer respond to the requirements of the Department or the new curriculum.

Furthermore, new building technologies and materials may also have necessitated the need to revise the existing drawings.

The Department is not wishing to reinvent the wheel but rather wishes to consolidate the available drawings and to provide a new standard from which to work. The old drawings will be archived for reference purposes.

It is envisaged that the new plans and documentation will be “live” documents and be updated on a regular basis.

It is initially planned to design the individual elements that make up a school and thereafter to prepare standard drawings for blocks of various permutations of these elements.

The Department is currently using specifications pertaining to materials that conform to the SABS specification and building practices that conform to the Standard Building Regulations.

### **6.1.3 Summary of Future Costs**

In line with the industry norm of 2% of replacement cost as an annual maintenance budget, the Department would require an estimated annual maintenance budget of R872m. However, it should be noted that the Departmental allocation for the 2009/2010 financial year is currently capped at a mere R84,495m. This amount will have to be increased if adequate maintenance is to be undertaken at all schools throughout the Province.

## **6.2 Renewal / Replacement Plan**

Renewal expenditure is major work which does not increase the infrastructure’s design capacity but restores, rehabilitates, replaces or renews an existing infrastructure to its original capacity.

The Department's renewal/replacement plan is governed by the Repairs and Rehabilitation Programme and its budget.

The Department currently relies on external advice to determine the point at which repair and/or rehabilitation becomes uneconomical. To a large extent, the Repairs and Rehabilitation Programme focuses on ensuring that all existing damaged structures are returned to their original condition while at the same time complying with both legislative and policy requirements.

### **6.2.1 Renewal Plan**

The Department does not have a Renewal Plan, as this is embraced in the Repair and Renovations Programme where buildings cannot be economically rehabilitated.

### **6.2.2 Renewal Standards**

In relation to Renewal Standards, structures are replaced according to the Departmental standards as elaborated on above.

### **6.2.3 Summary of Future Costs**

This is covered by the repair and maintenance budget.

## **6.3 Creation / Acquisition Plan**

In this specific component, the Department has differentiated between the creation of new institutions (creation of new infrastructure that previously did not exist or have permanent infrastructure) and acquisition. The former is contained in the New Constructions Programme (New Schools) and the Upgrades and Additions Programme which has been contained in the Demand Management Plan, the details of which have been included in Annexure B.

The Acquisition Plan entails the provision of supporting assets, mainly the purchase of land and existing buildings for use by the Department for either educational or administrative purposes.

In both of these cases, the need for land purchase (or even rental agreements for Section 14 schools) is identified by the Department's Infrastructure Planners and then handed over to the Department's Legal Services and thereafter to the Provincial Department of Public Works. In both cases, the budget has been accommodated in the New Constructions Programme

(Acquisitions Sub-Programme). All transactions in this regard are facilitated by the Provincial Department of Public Works.

### **6.3.1 Selection Criteria**

The construction of new schools and the acquisition of land are identified at a district level, supported by the research undertaken by the UKZN within the context of the Spatial Development Framework. The UKZN provided a ranking index in respect of areas to be targeted in the New School Programme

Schools currently located on private land are from time to time also acquired by the State and hence included in the immovable asset portfolio of the Department.

### **6.3.2 Summary of Future Costs**

Table 9 above indicates a cost of ±R22,992 billion being required to address the space backlogs at the ±6000 existing schools in the Province. Adding consultants' fees and VAT to this amount raises the figure to ±R31,453 billion. The introduction of Grade R as a compulsory school year has placed an additional burden on the infrastructure budget with the need to provide approximately 5000 new classrooms at ±R430 000 each. An amount of ±R2,488 billion would be required and has been included in the preceding costs. However, these are not the only demands being placed on the infrastructure budget. The cost for bulk earth works, storm water management and other civil works, plus contingencies could collectively raise this estimate by another ±20% or ±R6billion. A further cost that has not been included in these estimates is that of providing sports fields at all our schools which could amount to another ±R5billion.

As previously mentioned, the Department commissioned the University of KwaZulu-Natal to investigate the need for new schools in the growth areas of this Province. In this research the need for ±40 new schools in the three major growth areas of KwaZulu-Natal, namely., Ethekwini, Msunduzi and Mhlatuze over the next 10 years was identified. A further 25 intermediate towns were also identified as requiring an additional ±40 schools in the foreseeable future. At a cost of ±R27million per school for 1000 learners a further ±R2,2billion would be required to build these 80 schools.

The total cost of addressing all these backlogs is therefore ±R44,6 billion.

The above is very a straight forward scenario taking very few variables into account. The situation is complicated when we take into account the consolidation of very small and nonviable schools as this would entail moving learners to other schools and having to increase the capacity at these schools to accommodate the new learners. Unfortunately, it is not possible to move the classrooms with these learners.

Besides simply providing additional classroom accommodation for the learners at the newly merged or consolidated schools the logistics of getting the learners from the closing schools to these schools will require in most cases one of two possible interventions, viz., providing learner transport or boarding accommodation.

The cost of building a boarding establishment could vary from R10-40million depending on the size of the facility.

The introduction of White Paper 6 has emphasized the need to provide access for Learners with Special Education Needs at public ordinary schools and not restrict them to Special Schools. However, the need for Special Schools still exists but the uneven distribution of these schools in the province and the disparity in the building conditions and facilities provided at these schools requires a concerted effort and substantial financial injection to adequately address this need. However, the low concentration of learners needing to attend special schools and the limited number of these schools will make it necessary to provide a certain degree of accommodation for learners living too far from a school to be transported daily. The cost of providing boarding accommodation at these schools could vary from R10 – 40 million each.

The need to undertake regular maintenance of all our schools is recognised as being an important element of infrastructure management. International guidelines recommend spending 2% of the infrastructure replacement costs of infrastructure on maintenance per annum.

Table 10 below reflects the number of facilities in the province based on the information obtained from the NEIMS database and the current replacement value and cost to address regular maintenance based on the relevant infrastructure as per the Space Planning Norms and Standards.

Item Description	Existing Stock	Replacement Value @ 2008 Costs
Standard Classrooms	73 000	R 27,961,920,000
Multi-purpose Classrooms	3 000	R 2,667,600,000
Media Centres	1 300	R 1,404,936,000
Computer Rooms	1 100	R 1,038,312,000
Kitchens/Tuckshops	100	R 19,152,000
Offices	13 000	R 1,333,800,000
Storerooms	8 000	R 711,360,000
Strongrooms	1 100	R 105,336,000
Toilet Seats	100 000	R 5,472,000,000
Water	5 300	R 362,520,000
Electricity	4 000	R 1,094,400,000
Fences	5 300	R 1,450,080,000
<b>Total</b>		<b>R 43,621,416,000</b>

Maintenance Costs @ 2% of replacement value **R 872,428,320**

*Table 10: Estimated Replacement Value and Maintenance Costs*

### 6.3.3 Disposal Plan

The disposal of any immovable assets is normally carried out only if a school is closed or if land belonging to the Department is sold. Any arrangements in this regard are handled by the Provincial Department of Public Works in conjunction with Department of Education officials. This is an area in which the Department will improve its planning and no further information can be made available at this stage.

### 6.4 Disaster

Major disasters are to be addressed on the basis of emergency interventions – the scale and frequency thereof can obviously not be predicted. The Department has allocated R53m in 2009/10 for this purpose. Should these funds not be necessary it will be absorbed into other service delivery programmes. Conversely, should these funds be inadequate, savings on other programmes are identified and reallocated accordingly.

## 7 Financial Summary

In 2006, for the first time in over five years, the Department received a qualified audit instead of disclaimers. Whilst this marks the first breakthrough in the way the Department manages finances, it should be said that a lot more work lies ahead. Stricter enforcement of compliance with the PFMA, a visible commitment to dealing with non-compliance and the implementation of several cost cutting measures have together contributed to inculcating a culture of good governance.

To this end, the Department ensures that Senior Managers are informed of their obligations in terms of the PFMA.

The management of the budget and expenditure is carried out together with the Department's Chief Financial Officer's (CFO's) office and is based on Government's Basic Accounting System (BAS).

Initial unconfirmed data on expenditure on infrastructure is sourced from the Implementing Agent managing the respective Programme or Sub-Programme through the monthly Infrastructure Reporting Model (IRM.) Invoices are submitted by the Implementing Agent which are captured into BAS. As BAS reflects the actual expenditure where service providers have been paid, BAS has been adopted as the source of data for financial reports.

The cost management tasks / activities performed by the Directorate include, but are not restricted to the following:-

- **Cost estimation:-** Staff from the Directorate utilizes guideline costs adopted from experience and historical costs. However, due to limited available in-house resources the bulk of the estimates are performed by the Implementing Agents and /or Consultants appointed by the Department.
- **Cost budgeting:-** Staff from the Directorate utilizes guideline budgets adopted from experience and historical budgets.
- **Cost control & reporting:-** The KZNDoe utilises the BAS system to administer the management of procurement and payments to Implementing Agents,



Consultants and Contractors. The Directorate has improved the checking and approval of invoices and payment certificates through the appointment of additional personnel, viz., 5 Deputy Directors (1 financial and 4 technical).

The Directorate does engage in monthly meetings with all the IAs and Consultants for the various programmes to monitor monthly expenditure, cash flows and budgets. Through the appointment of the abovementioned personnel, the Department is now able to interrogate the data from the monthly reports as submitted by the implementing agents. This recent intervention is already proving beneficial to the overall financial and quality controls of the Department.

A primary function of the Infrastructure Directorate is to monitor expenditure versus budget as a measure of programme performance monitoring. The performance of the IAs and Consultants is measured at the monthly Provincial Infrastructure Delivery Committee (PIDC) meetings in terms of expenditure versus budget (as per the IRM & 3T04 reports submitted), and in loco physical assessment of progress on various sites.

## 7.1 Financial Statements and Projections

The financial statements and projections for the Department's infrastructure requirements as reflected in the Province of KwaZulu-Natal 2008-09 Budget Statements, presented to the Provincial Legislature, on 28<sup>th</sup> February 2008, are shown below. The Department does not have access to the budget allocations for the outer years and therefore these have not been presented. In terms of infrastructure needs the Department has sufficient projects for the next 7 years, assuming that the budget allocations can be projected at the same growth rates.

	Outcome			Estimated Actual	Medium-term Estimates		
	Audited 2004/05	Audited 2005/06	Audited 2006/07		2007/08	2008/09	2009/10
<b>R'000</b>							
<b>Capital</b>	R 308,859	R 687,673	R 696,952	R 879,438	R 1,134,918	R 1,313,184	R 1,831,053
New constructions	R 173,079	R 343,836	R 348,475	R 628,446	R 894,016	R 949,525	R 1,392,012
Rehabilitation /upgrading	R 127,957	R 309,453	R 313,629	R 206,118	R 130,000	R 287,983	R 354,983
Other capital projects	R 7,823	R 34,384	R 34,848	R 44,874	R 110,902	R 75,676	R 84,058
<b>Current</b>	R 109,610	R 60,000	R 70,544	R 92,000	R 92,000	R 94,495	R 100,000
<b>Total</b>	R 418,469	R 747,673	R 767,496	R 971,438	R 1,226,918	R 1,407,679	R 1,931,053

**Table 11: Financial Statement and Projections**

## 7.2 Funding Strategy

A major portion of the funds for infrastructure are sourced in the Department's Programme 2 (Public Ordinary School Education), approximately half of which is received through the Provincial Conditional Grant for infrastructure service delivery and the rest from the Equitable Share. This budget could be supplemented by donors and/or sponsors who contribute towards specific projects. These projects are addressed as and when required. Two major donors in the past financial years have been Royal Netherlands Embassy (for the building and upgrading of education centres) and the European Union (for School Infrastructure Support Programme)

Donor	Project	Value
Royal Netherlands Embassy	Building & Upgrading of Education Centres	R19m
European Union	School Infrastructure Support Programme	R34m
IDT	Elimination of Inappropriate structures	R34m
<b>Total</b>		<b>R87m</b>

Table 12: Donor Funding

## 7.3 Valuation Forecasts

Valuation forecasts will only be available once the immovable asset register has been completed. It is envisaged that more detailed information and plans will be available for inclusion by the end of the 2009/10 financial year..

## 7.4 Key Assumption made in Financial Forecasts

Key assumptions made in financial forecasts include:

- Budget allocations are made in line with MTEF forecasts
- MTEF forecasts are adjusted to accommodate inflation
- Implementing agents deliver in accordance with their Service Delivery Agreements

## 8 Organisational and Support Plan Structure

The restructuring of the Department has been finalized and the new approved structure of the Infrastructure Management Chief Directorate, which is responsible for the Directorates, Infrastructure Planning and Infrastructure Delivery, is included in Annexure C.

It is also important to note that, in terms of the development of systems, there is the Infrastructure Delivery Improvement Programme (IDIP) initiated by National Treasury which will influence the implementation and commissioning of certain systems, specifically in terms of infrastructure management.

### 8.1 Human Resources

The Department's Infrastructure Management Chief Directorate is aligning and structuring itself around the core functions of infrastructure planning and infrastructure programme management and as such, needs personnel that are skilled in either or both of these fields.

The Department recognizes the importance of retaining skills acquired from educators in the former Physical Planning Directorate but acknowledges that certain technical skills are also needed to ensure that efficient infrastructure planning and delivery takes place. A summary of the skills required by the Department to carry out these functions has been included in *Table 13 below*.

Core Functions	Description of Core Functions Needed
<b>1. Infrastructure Planning</b>	The skills needed to adequately plan the infrastructure needs and prepare an effective Infrastructure Plan
1.1 Demographic & Socio-Economic Analysis	Analysis of demographic and social economic trends including population growth/decline, migration trends, effects of HIV/AIDS etc. which will affect decisions on the demand for the infrastructure
1.2 Physical Planning	Analysis of physical infrastructure requirements including legal, site identification/verification for new schools, ownership, site acquisition/lease agreements, facility requirements (e.g. number of class rooms, size, type of usage, specialist facilities etc.), coordination with other logistics units regarding furniture supply, teacher deployment etc.
1.3 Spatial Planning	Analysis of spatial planning i.e. fitting the infrastructure needed within the spatial framework of available land and linkages to other social infrastructure and development initiatives e.g. new housing developments
1.4 Norms & Standards	Application of legislative and policy requirements. Development and use of norms and standards appropriate to the infrastructure being planned including application of funding norms
1.5 Project Prioritisation	Prioritisation of projects including determining prioritisation criteria and applying these in a consistent manner in order to derive the Infrastructure Plan

1.6 Project Life Cycle Costing	Analysis of the full life cycle costs of infrastructure including capital costs and operation/maintenance costs during the life of the infrastructure (minimum 15 years horizon)
1.7 Budgeting & Financial Planning	Assessment of infrastructure budgets, MTEF budgeting and forward planning in order to derive the infrastructure plan
1.8 Asset Management	Analysis of the infrastructure needs within the department based on the existing infrastructure availability, condition of infrastructure, current operational and maintenance costs, schedules maintenance and disposal/replacement etc.
<b>2. Infrastructure Delivery</b>	the skills needed to adequately manage the work of the programme implementing agents appointed to deliver the projects within the infrastructure plan
2.1 Contracting with Implementing Agents	Negotiating and concluding contracts (service level agreements) with implementing agents which adequately define the overall scope of the infrastructure programme to be delivered by the PIA. The agreement should include the Infrastructure Plan, budgets and timeframes for delivery, programme/ project work processes, applicable conditions, norms and standards, technical specifications to be applied, reporting requirements, planning requirements etc.
2.2 Preparation of Infrastructure Programme Management Plan (IPMP)	Allocate projects per programme from the infrastructure plan to programme implementing agents within the constraints of the budget and MTEF
2.3 Review and approval of Infrastructure Programme Implementation Plans (IPIPs)	Sufficient understanding of programme management principles in order to review the IPIPs and interrogate their contents, including review and confirmation of the budgets, endorsement of the activity plans, risk management plan, norms and standards, technical specifications to be applied, quality plan, communication plan and reporting formats etc.
2.4 Monitoring & Evaluation	In relation to the IPIP to monitor monthly the progress of the PIAs with respect to time, quality and budget, review of performance against key performance indicators. Facilitating evaluation of the programme and incorporating lessons learnt in order to improve the programme
2.5 Managing Compliance by PIAs	Manage that the PIAs are fulfilling their obligations in terms of the contract and IPIP including requiring remedies if breach of contract occurs
2.6 Financial Management of PIA contracts	Financial management including certifying PIA payment claims, monitoring total claim amounts against budgets and cash flow, managing variations and scope changes
2.7 Construction Procurement	Understanding the procurement process within construction and managing that the PIAs comply with government's procurement regulations within the framework of the Treasury Supply Chain Management Regulations & CIDB Construction Regulations. An essential skill is the formulation of comprehensive terms of reference with clearly defined deliverables for service providers
2.8 Reporting Progress	Consolidating PIA reports and producing consolidated progress reports, including formulation of appropriate reporting formats for various stakeholders
2.9 Risk Management	Assessing the risks which could impact on the programme and managing actions to ensure that the risks are mitigated
2.10 Communication Management	Establishing and managing the communication plan for the programme including planning and implementing key communications with key stakeholders, managing events etc.
2.11 Assessment of quality of infrastructure	Formulation of an overall quality plan for the programme which defines how quality will be managed throughout the delivery process including carrying out appropriate independent quality audits throughout the cycle
2.12 Handover & commissioning of Infrastructure	Managing the overall handover and commissioning process to achieve a smooth handover to the user department, including defining the defects liability and commissioning processes
2.13 Integration & Process Management	Ability to define and then manage work processes of complex multi disciplinary and multi stakeholder programmes including integration with other critical processes required for a successful outcome (e.g. coordination with other management processes to ensure furniture, books and personnel in a new school)

**Table 13: Summary of Required Skills to Ensure Efficient Infrastructure Planning and Service Delivery**

Based on the required skills base, it is also acknowledged that the sourcing of the above skills is critical in ensuring success in infrastructure service delivery. In this regard, a strong technical component is envisaged at Head Office level that will also provide technical support at a District level. Where these skills are not available within the Department, they shall be outsourced or contracted on a short- to medium-term basis. More details in this regard have been included in the following section.

## **8.2 Organisational Structure**

As mentioned at the beginning of this section, the Department has recently finalised its restructuring and as such the organogram for the Department, and more specifically the Infrastructure Management Chief Directorate, has yet to be implemented. Three Head Office planning posts and 23 District planning posts are officially still vacant, which is a serious challenge, although most have been advertised for filling by the end of 2008.

A number of key factors have been accepted for informing the base for the organogram of the Department, namely:

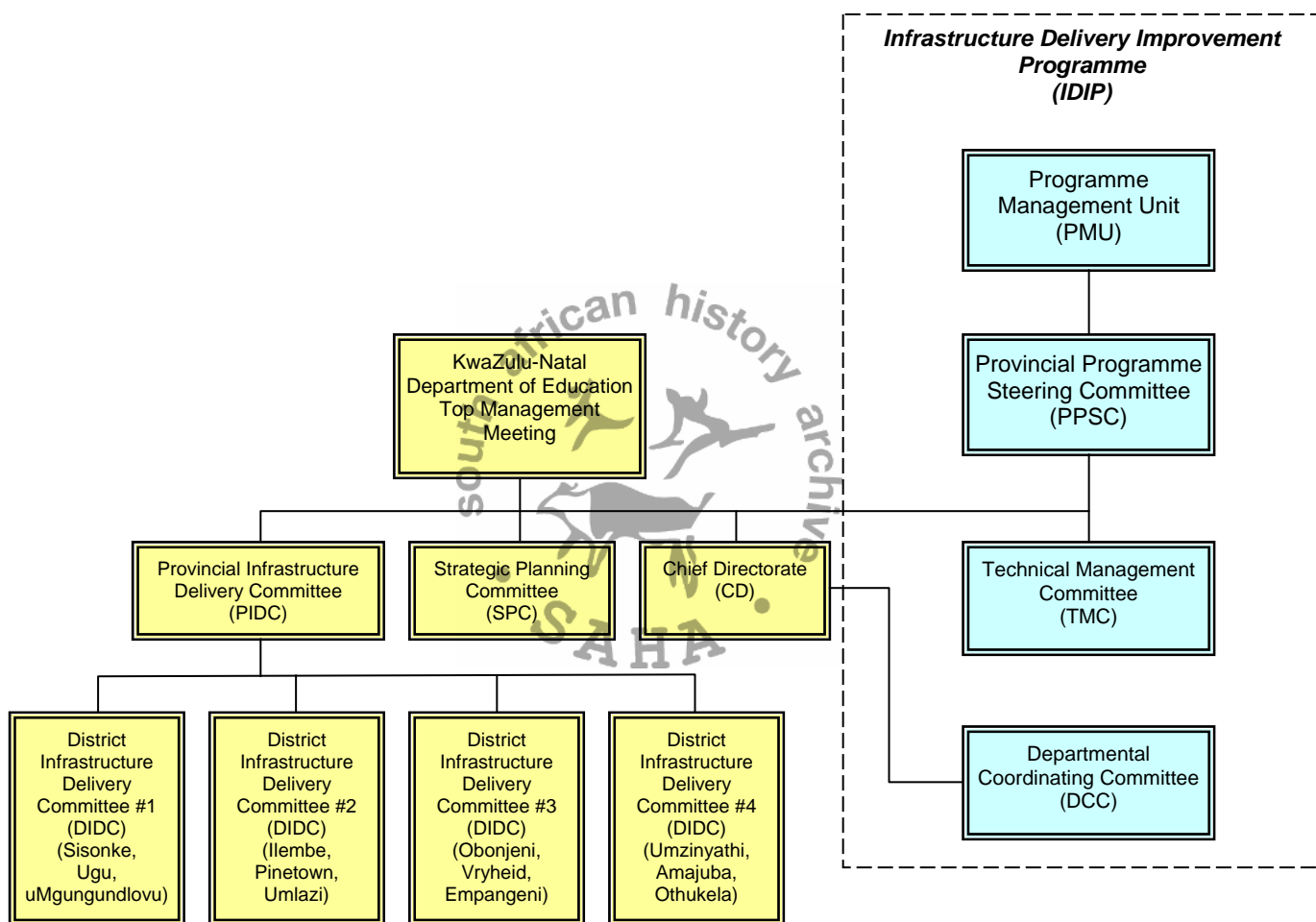
- i) The former Physical Planning Directorate has been upgraded to the Infrastructure Management Chief Directorate with two directorates, *viz.*, Infrastructure Planning Directorate and Infrastructure Delivery Directorate.
- ii) A General Manager: Infrastructure Management has been appointed, and will be supported by two Managers responsible for the Infrastructure Planning and Infrastructure Delivery Directorates;
- iii) The Department has favoured a District-based approach rather than a Regional-based approach for improved service delivery.

The approved organograms for the new Chief Directorate for both Head Office and the Districts have been included in Annexure C.

In spite of the fact that the organogram has been included in this Infrastructure Plan, the Department acknowledged that the required resources would not be timeously incorporated into its structure as permanently filled posts, and as such contracted a number of short-term technical personnel to provide support and who are now engaged in mentoring the newly appointed Deputy Directors and supplementing any other shortage of resources, train existing officials and assist in the setting up of appropriate systems until the expiry of their contracts.

The structure of the Department in terms of managing its infrastructure planning, service delivery, programme management and IAs is critical in ensuring that service delivery is not compromised even though capacity and capability may be lacking.

The management structure for service delivery within the Chief Directorate is currently in the process of finalising being finalised – the proposed overall structure is summarised in *Diagram 2* below.



**Diagram 2: Proposed Overall Structure – Chief Directorate Infrastructure Management**

The tables below reflect the proposed Terms of Reference for the meetings outlined in the Diagram 2 above.

#### 4.1.3.1 Strategic Planning Committee (SPC)

<i>Purpose</i>	Responsible body tasked with ensuring that the delivery of education infrastructure within KwaZulu-Natal meets provincial and departmental strategic planning objectives and targets.
<i>Function</i>	<p>The function of the SPC is to:</p> <ul style="list-style-type: none"> <li>▪ Ensure programme planning is carried out in compliance with CIDB and other government legislation</li> <li>▪ Ensure adherence to mandated IDIP policy in programme planning: <ul style="list-style-type: none"> <li>➢ Ensure the timeous preparation and approval of the Infrastructure Plan (IP) and Infrastructure Programme Management Plan (IPMP)</li> <li>➢ Ensure the timeous preparation and approval of the Infrastructure Programme Implementation Plan (IPIP) of each of the appointed Implementing Agents</li> </ul> </li> <li>▪ Monitor the implementation of the IP</li> <li>▪ Determine and monitor strategic direction of education infrastructure service delivery</li> <li>▪ Establish and monitor social responsibility targets to determine procurement strategies</li> <li>▪ Review, and revise where appropriate, communication procedures between KZNDoe and the KZNDoPW</li> </ul>
<i>Authority</i>	This body acts with delegated authority transferred to it by the respective Department's Heads
<i>Accountability</i>	Accountable to the respective Heads of Department
<i>Reporting</i>	To the respective departments' Top Management / EXCO as well as to the National Joint MinMEC
<i>Meeting</i>	Bi-Monthly
<i>Membership</i>	<ul style="list-style-type: none"> <li>▪ <i>Chairperson:</i> Senior General Manager: Planning &amp; Support (KZNDoe)</li> <li>▪ Provincial Treasury: Infrastructure Directorate</li> <li>▪ General Manager: Infrastructure Management (KZNDoe)</li> <li>▪ Manager: Infrastructure Delivery Management (KZNDoe)</li> <li>▪ Manager: Infrastructure Planning (KZNDoe)</li> <li>▪ General Manager: Operations (KZNDoPW)</li> <li>▪ General Manager: Professional Services (KZNDoPW)</li> </ul>

	<ul style="list-style-type: none"> <li>▪ Manager: Programme Coordination (KZNDOPW)</li> <li>▪ Technical Support</li> </ul>
<i>Secretariat</i>	Senior General Manager: Planning & Support (KZNDoe)

4.1.3.2 Provincial Infrastructure Delivery Committee (PIDC)	
<i>Purpose</i>	Responsible committee mandated with operational monitoring and reporting on education infrastructure implementation programmes in KwaZulu-Natal
<i>Function</i>	<p>The function of the PIDC is to:</p> <ul style="list-style-type: none"> <li>▪ Ensure that infrastructure programmes are delivered in accordance with the Service Delivery Agreement (SDA) and Infrastructure Programme Implementation Plan (IPIP) - as contracted between the KwaZulu-Natal Department of Education and each Implementing Agent</li> <li>▪ Ensure that Programme Progress Reports are prepared in accordance with the approved templates and timeously received from Implementing Agents</li> <li>▪ Interrogate Programme Progress Reports received from Implementing Agents</li> <li>▪ To monitor and manage the performance of the contracted Implementing Agents in accordance with the principles of the Programme Management Risk Plan</li> <li>▪ Make informed decisions on all matters relating to infrastructure programme implementation</li> <li>▪ Ensure adherence to approved standard plans and specifications</li> <li>▪ Ensure application of Department policy in project implementation</li> <li>▪ Ensure project implementation is carried out in compliance with CIDB and other appropriate legislation</li> <li>▪ Ensure adherence to IDIP principles in project implementation</li> <li>▪ Ensure application of BEE and EPWP principles, where appropriate</li> <li>▪ React to emergency situations, where appropriate</li> </ul>
<i>Authority</i>	This body acts with delegated authority transferred to it by the Department of Education's Top Management Committee
<i>Accountability</i>	Accountable to the Department of Education's Top Management Committee and to the Head of Department



<i>Reporting</i>	The PIDC reports the Department of Education's Top Management Committee by means of standard Quarterly Reports
<i>Meeting</i>	Monthly (2 <sup>nd</sup> Tuesday of every month)
<i>Attendance</i>	<p><i>Committee Members</i></p> <ul style="list-style-type: none"> <li>▪ <i>Chairperson:</i> General Manager: Chief Directorate Infrastructure Management</li> <li>▪ Manager: Infrastructure Delivery</li> <li>▪ Deputy Directors: Infrastructure Delivery<sup>2</sup></li> <li>▪ Manager: Infrastructure Planning</li> <li>▪ CES's: Infrastructure Planning</li> <li>▪ Provincial Treasury: Infrastructure Directorate</li> <li>▪ Technical Support</li> </ul> <p><i>Contracted Parties</i></p> <ul style="list-style-type: none"> <li>▪ Programme Managers from each of the appointed Implementing Agents</li> </ul>
<i>Secretariat</i>	Manager: Infrastructure Delivery

#### 4.1.3.3 District Infrastructure Delivery Committee x4 (DIDC)<sup>3</sup>

<i>Purpose</i>	Responsible committee mandated with monitoring and reporting of education infrastructure implementation projects within its designated districts.
<i>Function</i>	<p>The function of the DIDC is to:</p> <ul style="list-style-type: none"> <li>▪ Ensure that Project Progress Reports are prepared in accordance with the approved templates and timeously received from Implementing Agents</li> <li>▪ Interrogate Project Progress Reports received from Implementing Agents</li> <li>▪ Ensure adherence to approved project plans and specifications</li> </ul>

<sup>2</sup> **Note:** Deputy Directors should only attend those agenda items of the meeting which deal with the programmes that they are directly managing

<sup>3</sup> DIDC #1: Sisonke, Ugu, uMgungundlovu  
DIDC #2: Ilembe, Pinetown, Umlazi  
DIDC #3: Obonjeni, Vryheid, Empangeni  
DIDC #4: Umzinyathi, Amajuba, Othukela

	<ul style="list-style-type: none"> <li>▪ Ensure application of Department policy in project implementation</li> <li>▪ Ensure project implementation is carried out in compliance with CIDB and other appropriate legislation</li> <li>▪ Ensure adherence to IDIP principles in project implementation</li> <li>▪ Ensure application of BEE and EPWP principles, where appropriate</li> <li>▪ React to emergency situations, where appropriate</li> </ul>
<i>Authority</i>	This body acts with delegated mandated authority transferred to it by the PIDC
<i>Accountability</i>	Accountable to the PIDC
<i>Reporting</i>	Each DDC reports to the PIDC through the attendance of its designated District Coordinator
<i>Meeting</i>	Monthly (1 week prior to PIDC Meeting)
<i>Membership</i>	<p><i>Committee Members</i></p> <ul style="list-style-type: none"> <li>▪ <i>Chairperson:</i> CES Infrastructure Planning (HO)</li> <li>▪ Deputy Directors: Infrastructure Delivery (HO)<sup>4</sup></li> <li>▪ District Planners</li> </ul> <p><i>Contracted Parties</i></p> <ul style="list-style-type: none"> <li>▪ Regional Project Managers from KZNDOPW</li> <li>▪ Project Managers from other appointed Implementing Agents – by invitation</li> </ul>
<i>Secretariat</i>	District Coordinator

**Table 14: Roles and Responsibilities of KZNDoe Management Structure for Infrastructure Service Delivery**

<sup>4</sup> **Note:** Deputy Directors should only attend those meetings which deal with the programmes that they are directly managing

## 8.3 Systems and Processes

### 8.3.1 Accounting / Financial Systems

The Department's infrastructure budget, monitoring of the budget and recording of expenditure is carried out together with the Chief Financial Officer's office and is based entirely on Government's BAS (Basic Accounting System).

Expenditure on infrastructure is obtained from the IA managing the respective Programme or Sub-Programme but all expenditure is eventually captured on BAS, which serves as the source of all reporting data.

Reports on infrastructure expenditure are required on a monthly, quarterly and annual basis as per the requirements laid down by Treasury and are collated by the Head Office component of the Infrastructure Management Chief Directorate. All reports are submitted to the CFO's office who in turn arrange for the reports to be submitted to Treasury through the Accounting Officer.

The financial requirements and systems for each Programme, Sub-Programme and/or Implementing Agent are contained in the respective Programme Management Plans and Service Level Agreements and are not further expanded in this section.

### 8.3.2 Infrastructure Management Systems

The Department previously based its infrastructure planning on the **school enrolment data** contained in the Education Management Information System or **EMIS**, which is controlled and maintained by the EMIS Directorate outside of the Infrastructure Management Chief Directorate. The source of all information contained in the EMIS database is the Snap Survey carried out on the 10<sup>th</sup> school day of every year and the Annual Survey carried out during March.

With the release of the **NEIMS infrastructure** data, this information will now be used for planning purposes, supplemented by the EMIS enrolment data.

The Department is engaging the services of a service provider to:

- Survey those schools on the provincial data base that have not been surveyed

- Update schools that have been upgraded since the survey was undertaken
- Together with NDoE train officials to maintain the database on an ongoing basis as new schools are built and existing schools are upgraded. With regards to the NEIMS data, ±130 institutions have not been surveyed and will need to be in order to complete the data set. Generally speaking, the information is reliable and is verified by consultants/implementing agents.

Once NEIMS is fully operational, the National Department of Education will host the database on a central server that can be accessed and maintained by authorized officials.

### **8.3.3 Information Flow Requirements and Processes**

Key information flows into the Infrastructure Plan are received from the data sources mentioned in the previous section as well as input from the Department's District Physical Planners. Input is also expected from other Department officials such as Ward Managers, Superintendents of Education (Management), District Managers and Cluster Managers to determine and sanction the project scopes. The identified project scope must address the infrastructure backlog identified by the Department.

The physical planners, together with the Provincial Department of Public Works, will identify both the capital (new, upgrades or replacements) and current expenditure (repairs, rehabilitation and maintenance) projects and any associated support requirements (land acquisition, etc), based on a cost/benefit analysis of the project scope.

Once the project scope has been finalized, all prioritized projects are placed in District, Provincial perspective through a formal prioritization basis, within Programmes or Sub-Programmes (and therefore using appropriate ranking criteria), with the projects being distributed on the basis mentioned in Section 4.2.

Decisions regarding project scopes are made primarily on the gap analysis determined from the Planning Norms and Standards for Public School but are also based on value for money and lifecycle costing.

## 9 Plan Improvement and Monitoring

This section provides a framework for the planned monitoring of the performance of this Infrastructure Plan and any improvements to the systems and procedures that will increase the level of confidence in it.

### 9.1 Performance Measures

Performance measures for the monitoring of the effectiveness of the Infrastructure Plan will include:

- Planned Capital Expenditure vs Actual Capital Expenditure (at both Programme and Project level)
- Amount of annual rollover
- Planned Operational Expenditure vs Actual Operational Expenditure (at both Programme and Project level)
- Planned Project Completion time vs Actual Project Completion time
- Planned Project Implementation duration vs Actual Project Implementation duration (across all phases, from tender to construction)
- Planned Infrastructure vs Actual Infrastructure completed (no. of classrooms, latrines, new schools etc.)
- Planned vs Actual dates of submission of various documents and reports, including, the Infrastructure Programme Management Plan (IPMP), the Infrastructure Programme Implementation Plan (IPIP), individual Programme Reports, IRM Reports, etc.
- No. of “fast-track” projects implemented

Two primary tools will be used to monitor the effectiveness of the Plan:

- i. A simple spreadsheet which will capture the above performance measures – these figures will be captured on a quarterly basis as the financial year progresses
- ii. The Logframe – as developed for monitoring of the IDIP programme for KZNDoe – will also be a very useful tool to monitor the effectiveness of the Infrastructure Plan.

## 9.2 Improvement Programme

It is acknowledged that this Infrastructure Plan may still have shortcomings and inaccuracies. These will need to be addressed in later document revisions in subsequent financial years. Of specific note in this regard are the following:

- The accuracy of the project and demographic data
- Project prioritization
- Funding allocations to individual projects
- Cash flow projections
- Maintenance planning and budgeting
- Monitoring of the planning and implementation processes

## 9.3 Monitoring and Review Procedures

The performance of this plan should ultimately be evaluated on an annual basis. However, the performance measures as outlined above should be monitored on an ongoing basis to ensure the overall integrity of the Infrastructure Plan.

External auditing and review of the Infrastructure Plan should continue to be undertaken on an annual basis.

It can thus be expected that the quality of the Infrastructure Plan will significantly - though incrementally - improve over the next three years, both as the capacity of KZNDoE increases, and as the accuracy and availability of data improves and better management systems are put in place.

## 10 References and Appendices

### 10.1 References

- KZNDoE Infrastructure Plan 2008/09
- CIDB Toolkit v4.0
- Infrastructure Reporting Model (IRM)
- KZNDoE Annual Performance Plan 2007 – 2008
- KZNDoE Strategic Plan 2007 – 2008
- KZNDoE Budget Statement 2008 – 2009

### 10.2 Appendices

Annexure A - Space Planning Norms and Standards for Public Schools

Annexure B - Project Priority Lists


- B1 - New Schools
- B2 - Upgrades & Additions
- B3 - Curriculum Redress
- B4 - Early Childhood Development (ECD)
- B5 - Water & Sanitation
- B6 - Programmed Repairs & Renovations (R&R)

Annexure C - Organisational Structure

- C1 - Infrastructure Management - Head Office
- C2 - Infrastructure Management - District Office

# ANNEXURE A

**KwaZulu-Natal Department of Education**



---

---

## **SPACE PLANNING NORMS AND STANDARDS FOR PUBLIC SCHOOLS**

---

---





**ANNEXURE A**  
Space Planning Norms and  
Standards for Public Schools



**ANNEXURE B**  
Project Priority Lists

ANNEXURE B1

New Schools/ District Priorities	EMIS No.	Name of School	Education District	TOTAL (Incl VAT + Fees)	2008/9	2009/10	2010/11	2011/12
Ama001New1	447478	KHETHOKUHLE P	AMAJUBA	R 29,271,780	R 2,927,178	R 17,563,068	8,781,534	
Emp002New1	New	New KWAMBONAMBI TIMBERS P	EMPANGENI	R 15,800,400	R 1,580,040	R 9,480,240	4,740,120	
Emp003New1	448514	New BIRDSWOOD S	EMPANGENI	R 27,363,420	R 2,736,342	R 16,418,052	8,209,026	
Emp004New1	448551	New EMPANGENI RAIL S	EMPANGENI	R 27,363,420	R 2,736,342	R 16,418,052	8,209,026	
Ilm001New1	443371	UMHLALI COLLEGE	ILEMBE	R 27,363,420	R 2,736,342	R 16,418,052	8,209,026	
Obj002New1	443593	NKOMBOSE H	OBONJENI	R 18,037,080	R 1,803,708	R 10,822,248	5,411,124	
Oth001New1	147075	GANNAHOEK P	OTHUKELA	R 14,138,280	R 1,413,828	R 8,482,968	4,241,484	
Ptn001New1	443260	New TSHELIMNYAMA Area P	PINETOWN	R 26,809,380	R 2,680,938	R 16,085,628	8,042,814	
Ptn002New1	443408	New MOLWENI Area P	PINETOWN	R 26,809,380	R 2,680,938	R 16,085,628	8,042,814	
Ptn003New1	443297	New WESTMEAD Area S	PINETOWN	R 27,363,420	R 2,736,342	R 16,418,052	8,209,026	
Sis001New1	448588	New SHAYAMOYA Area S	SISONKE	R 27,363,420	R 2,736,342	R 16,418,052	8,209,026	
Ugu001New1	429866	MARGATE MIDDLE SCHOOL	UGU	R 29,825,820	R 2,982,582	R 17,895,492	8,947,746	
uMg001New1	443926	UMVUZO S (New Slangspuit S)	UMGUNGUNDLOVU	R 29,825,820	R 2,982,582	R 17,895,492	8,947,746	
uMg002New1	448625	New UNIT S Area S	UMGUNGUNDLOVU	R 27,363,420	R 2,736,342	R 16,418,052	8,209,026	
uMg003New1	448662	New INDALENI Area S	UMGUNGUNDLOVU	R 27,363,420	R 2,736,342	R 16,418,052	8,209,026	
uMg004New1	New	New COPEVILLE Area #1 P	UMGUNGUNDLOVU	R 26,809,380	R 2,680,938	R 16,085,628	8,042,814	
Uml001New1	201243	MASUKU P	UMLAZI	R 19,873,620	R 1,987,362	R 11,924,172	5,962,086	
Uml002New1	448773	New MALUKAZI P	UMLAZI	R 26,809,380	R 2,680,938	R 16,085,628	8,042,814	
Uml004New1	443038	DUMISANI MAKHAYE H	UMLAZI	R 29,825,820	R 2,982,582	R 17,895,492	8,947,746	
Uml004New1	New	New SHALLCROSS Area #2 P	UMLAZI	R 26,809,380	R 2,680,938	R 16,085,628	8,042,814	
Vry001New1	New	New LAKESIDE P	VRYHEID	R 26,809,380	R 2,680,938	R 16,085,628	8,042,814	
Vry002New1	448736	BILANYONI Area P (AMANDLAKAZULU)	VRYHEID	R 26,809,380	R 2,680,938	R 16,085,628	8,042,814	
				<b>R 565,808,220</b>				

New Schools Project List

New Schools/ District Priorities	EMIS No.	Name of School	Education District	TOTAL (Incl VAT + Fees)	2008/9	2009/10	2010/11	2011/12
Ama002New2	440004	IZAZI S	AMAJUBA	R 25,208,820		R 2,520,882	15,125,292	7,562,646
Ilm002New2	New	New CHIEF ALBERT LUTHULI S	ILEMBE	R 27,363,420		R 2,736,342	16,418,052	8,209,026
Ilm003New2	New	New WOODMEAD P	ILEMBE	R 26,809,380		R 2,680,938	16,085,628	8,042,814
Ilm004New2	New	New IMPIYAKUBO P	ILEMBE	R 15,800,400		R 1,580,040	9,480,240	4,740,120
Obj003New2	New	New MAKHANA P	OBONJENI	R 26,809,380		R 2,680,938	16,085,628	8,042,814
Oth002New2	442927	ZIMELE P	OTHUKELA	R 15,800,400		R 1,580,040	9,480,240	4,740,120
Ptn004New2	340992	UXOLOPHAMBILI S	PINETOWN	R 20,632,860		R 2,063,286	12,379,716	6,189,858
Ptn005New2	New	New WYEBANK Area P	PINETOWN	R 26,809,380		R 2,680,938	16,085,628	8,042,814
Ptn006New2	New	New WYEBANK Area S	PINETOWN	R 27,363,420		R 2,736,342	16,418,052	8,209,026
Sis002New2	New	New HORSESHOE Area P	SISONKE	R 20,386,620		R 2,038,662	12,231,972	6,115,986
Ugu002New2	New	New HIBISCUS COAST P	UGU	R 15,800,400		R 1,580,040	9,480,240	4,740,120
Ugu003New2	New	New IKHWEZI Area P	UGU	R 26,809,380		R 2,680,938	16,085,628	8,042,814
uMg006New2	New	New MATSHAHENI Area P	UMGUNGUNDLOVU	R 26,809,380		R 2,680,938	8,042,814	8,042,814
uMg005New2	New	New HAYFIELDS Area P	UMGUNGUNDLOVU	R 26,809,380		R 2,680,938	8,042,814	8,042,814
Uml005New2	New	New QUARRY HEIGHTS Area #1 P	UMLAZI	R 26,809,380		R 2,680,938	8,042,814	8,042,814
Uml005New2	New	New DURBAN CBD Area #1 P	UMLAZI	R 26,809,380		R 2,680,938	16,085,628	8,042,814
Uml006New2	New	New ULOVU Area #2 P	UMLAZI	R 26,809,380		R 2,680,938	16,085,628	8,042,814
Umz001New2	New	New CASSINO Area P	UMZINYATHI	R 15,800,400		R 1,580,040	9,480,240	4,740,120
Vry003New2	New	New ULUNDI Sect D Area P	VRYHEID	R 26,809,380		R 2,680,938	16,085,628	8,042,814
				<b>R 452,250,540</b>				

New Schools Project List

New Schools/ District Priorities	EMIS No.	Name of School	Education District	TOTAL (Incl VAT + Fees)	2008/9	2009/10	2010/11	2011/12
Ama03New	440078	SIFISESIHLE S	AMAJUBA	R 29,825,820				
Ama04New	New	MADADENI Sect 7 Sec	AMAJUBA	R 27,363,420				
Ama05New	New	New ISABELOSETHU S	AMAJUBA	R 18,037,080				
Ama06New	448477	ISIPHOSETHU P	AMAJUBA	R 15,800,400				
Ama07New	489954	THEMBINKOSI P	AMAJUBA	R 15,800,400				
Ama08New	New	New SISEBENZILE P	AMAJUBA	R 26,809,380				
Ama08New	New	New DRY CUT Area S	AMAJUBA	R 27,363,420				
Ama09New	New	New KOPPIE ALLEEN Area S	AMAJUBA	R 16,077,420				
Ama10New	New	New WARD 31 Area P	AMAJUBA	R 26,809,380				
Ama11New	New	New SIYAHLALA Area P	AMAJUBA	R 26,809,380				
Ama12New	New	New SIYAHLALA Area S	AMAJUBA	R 18,037,080				
Ama14New	New	New OSIZWENI Area P	AMAJUBA	R 26,809,380				
Ama15New	New	New OSIZWENI Area S	AMAJUBA	R 27,363,420				
Ama16New	New	New INGAGANE Area P	AMAJUBA	R 20,386,620				
Ama17New	New	New CHARLESTOWN Area P	AMAJUBA	R 20,386,620				
Ama18New	New	New QOQISIZWE P	AMAJUBA	R 20,386,620				
Emp05New	New	New EHAWINI S	EMPANGENI	R 16,077,420				
Emp06New	New	New NODADE S	EMPANGENI	R 16,077,420				
Emp07New	123802	DUKANENI P	EMPANGENI	R 11,470,680				
Emp08New	New	New MAQOTHA S	EMPANGENI	R 16,077,420				
Emp09New	New	New MEER-EN-SEE S	EMPANGENI	R 16,077,420				
Emp10New	New	New MKHULUMELENI P	EMPANGENI	R 15,800,400				
Emp11New	New	New EMPANGENI RAIL P	EMPANGENI	R 15,800,400				
Emp12New	New	New MKHOBSA/NZWAKELE P	EMPANGENI	R 15,800,400				
Emp13New	New	New PRINCE MKHOKHENI S	EMPANGENI	R 16,077,420				
Emp14New	New	New SINAYE P	EMPANGENI	R 15,800,400				
Emp15New	New	New MHLATHUZE VILLAGE S	EMPANGENI	R 16,077,420				
Emp16New	New	New SABOKWE P	EMPANGENI	R 15,800,400				
Emp17New	New	New MAZWI S	EMPANGENI	R 16,077,420				
Emp18New	New	New NGQEKWANA P	EMPANGENI	R 15,800,400				
Ilm05New	New	New ISITHEBE S	ILEMBE	R 27,363,420				
Ilm06New	441151	SICELIMFUNDO P	ILEMBE	R 15,800,400				
Ilm07New	New	New KEARSNEY S	ILEMBE	R 16,077,420				
Ilm08New	New	New MT RICHMORE P	ILEMBE	R 15,800,400				
Ilm09New	New	New MANDA FARM P	ILEMBE	R 15,800,400				
Obj04New	New	New KHINDI JOBE S	OBONJENI	R 27,363,420				

New Schools Project List

New Schools/ District Priorities	EMIS No.	Name of School	Education District	TOTAL (Incl VAT + Fees)	2008/9	2009/10	2010/11	2011/12
Obj05New	443334	DLILANGA S	OBJONJENI	R 27,363,420				
Obj06New	New	New NDLOVU VILLAGE Area P	OBJONJENI	R 20,386,620				
Obj07New	New	New JOZINI Area P	OBJONJENI	R 20,386,620				
Obj08New	New	New MBAZWANA Area P	OBJONJENI	R 20,386,620				
Oth03New	442964	KHULANGOLWAZI H	OTHUKELA	R 17,308,620				
Oth04New	New	New NHLOLAMVULA P	OTHUKELA	R 15,800,400				
Oth05New	New	New EMPOLOMBENI P	OTHUKELA	R 15,800,400				
Oth06New	New	New BHEVU S	OTHUKELA	R 16,077,420				
Oth07New	New	New SIBONGINTUTHUKO P	OTHUKELA	R 15,800,400				
Oth08New	New	New NYENDE P	OTHUKELA	R 15,800,400				
Oth09New	New	New SIDINGULWAZI P	OTHUKELA	R 15,800,400				
Oth10New	New	New MKHAMBAMBA GARDENS P	OTHUKELA	R 26,809,380				
Ptn07New	443741	ZIBUSE COMPREHENSIVE	PINETOWN	R 27,363,420				
Ptn08New	New	New MPOLA Area P	PINETOWN	R 26,809,380				
Ptn08New	New	New ISOMPISI P	PINETOWN	R 26,809,380				
Ptn09New	New	New DLULUMUZI S	PINETOWN	R 27,363,420				
Ptn10New	New	New LUGANDA Area P	PINETOWN	R 26,809,380				
Sis03New	New	New AMAKHUZE Area S (Indumakude)	SISONKE	R 18,037,080				
Sis05New	New	Shayamoya PS #2	SISONKE	R 20,386,620				
Ugu04New	New	New MKHOLOMBE Area P	UGU	R 13,276,440				
Ugu05New	New	New MALANGENI Area P	UGU	R 26,809,380				
Ugu06New	New	New KWAJALI Area P	UGU	R 13,276,440				
Ugu07New	New	New MBIYANE Area S	UGU	R 16,077,420				
Ugu08New	New	New HIBBERDENE Town P	UGU	R 20,386,620				
Ugu09New	New	New HARDING Town P	UGU	R 20,386,620				
Ugu10New	442816	NGWEYONKE S	UGU	R 14,384,520				
Ugu11New	New	New GOQOZA Area P	UGU	R 15,800,400				
Ugu12New	New	New KWAXOLO Area P	UGU	R 15,800,400				
Ugu13New	New	New KWAXOLO Area S	UGU	R 16,077,420				
uMg07New	New	New ALBERT FALLS Area S	UMGUNGUNDLOVU	R 18,037,080				
uMg08New	New	New GRANGE Area S	UMGUNGUNDLOVU	R 27,363,420				
uMg09New	New	New ASHBURTON Area P	UMGUNGUNDLOVU	R 26,809,380				
uMg10New	New	New BRUNTVILLE Area P	UMGUNGUNDLOVU	R 26,809,380				
uMg11New	New	New COPEVILLE Area #2 P	UMGUNGUNDLOVU	R 26,809,380				
uMg12New	New	New AMBLETON Area P	UMGUNGUNDLOVU	R 26,809,380				
uMg13New	New	New TAMBOVILLE Area S 2	UMGUNGUNDLOVU	R 27,363,420				

New Schools Project List

New Schools/ District Priorities	EMIS No.	Name of School	Education District	TOTAL (Incl VAT + Fees)	2008/9	2009/10	2010/11	2011/12
uMg14New	New	New UNIT RR Area P	UMGUNGUNDLOVU	R 26,809,380				
uMg15New	New	New ASHDOWN Area P	UMGUNGUNDLOVU	R 26,809,380				
Uml07New	New	New AVOCA HILLS Area #1 P	UMLAZI	R 26,809,380				
Uml08New	New	New DUFFS ROAD Area #2 P	UMLAZI	R 27,363,420				
Uml09New	New	New ULOVU Area #1 S	UMLAZI	R 27,363,420				
Uml10New	New	New WELEWELE Area #1 P	UMLAZI	R 27,363,420				
Uml11New	New	New WELEWELE Area #1 S	UMLAZI	R 27,363,420				
Uml12New	New	New QUARRY HEIGHTS Area #2 P	UMLAZI	R 26,809,380				
Uml13New	New	New WELBEDACHT EAST Area #2 P	UMLAZI	R 26,809,380				
Vry04New	New	New MANGE Area S	VRYHEID	R 18,037,080				
Vry04New	New	New LANGALETHU S	VRYHEID	R 14,384,520				
Vry05New	New	New AMAKHWABE P	VRYHEID	R 13,276,440				
Vry06New	New	New ULUNDI Area P	VRYHEID	R 20,386,620				
Vry06New	New	New ENINGENI P	VRYHEID	R 13,276,440				
Vry07New	New	New MAGENQEZA S	VRYHEID	R 14,384,520				
Vry08New	New	New NONGOMA P	VRYHEID	R 26,809,380				
Vry09New	New	New BHEKUZULU P	VRYHEID	R 26,809,380				
Vry10New	New	New BHEKUZULU S	VRYHEID	R 18,037,080				

SAHA

## ANNEXURE B2

Upgrades and Additions District Priorities	EMIS No.	Name of School	Education District	TOTAL (Incl VAT + Fees)	2008/9	2009/10	2010/11	2011/12	2012/13	2013/14
Ama 001 FT5 DoE	401339	ISIBONELESIHLE P	AMAJUBA	R 5,196,690	4,677,021	519,669				
Ama 002 FT5 DoE	414585	SIPHESIHLE P	AMAJUBA	R 13,876,650	12,488,985	1,387,665				
Ama 003 FT5 DoE	401413	UMZILIKAZI S	AMAJUBA	R 3,175,470	2,857,923	317,547				
Ama 004 FT5 DoE	414511	V S ZULU P	AMAJUBA	R 8,793,504	7,914,154	879,350				
Ama 005 FT5 DoE	113368	BUHLEBOMZINYATHI S	AMAJUBA	R 9,197,406	8,277,665	919,741				
Ama 006 FT5 DoE	103045	AMAZULU H	AMAJUBA	R 10,765,818	9,689,236	1,076,582				
Ama 007 FT5 DoE	156103	HLALANATHI H	AMAJUBA	R 12,196,062	10,976,456	1,219,606				
Ama 008 FT5 DoE	280793	THATHUNYAWO S	AMAJUBA	R 7,926,534	7,133,881	792,653				
Ama 009 DoW02	337662	VUMANISABELO SPECIAL	AMAJUBA	R 3,064,320	766,080	1,685,376	612,864			
Amj01 New 08/09	155585	HILLTOP P (Relocation)	AMAJUBA	R 4,938,480	740,772	3,210,012	987,696			
Amj02 New 08/09	447515	ITHAMSAQA P	AMAJUBA	R 8,850,960	1,327,644	5,753,124	1,770,192			
Amj03 New 09/10	440115	UMZILA P	AMAJUBA	R 3,811,590	571,739	762,318	2,477,534			
Amj04 New 09/10	447441	NZIMENDE P	AMAJUBA	R 5,804,766	870,715	1,160,953	3,773,098			
Amj05 New 09/10	447552	KADWA S	AMAJUBA	R 2,995,920	449,388	599,184	1,947,348			
Amj06 New 09/10	272135	SLANGRIVIER P	AMAJUBA	R 1,860,480	279,072	372,096	1,209,312			
Amj07 New 09/10	327781	ISIPHOSSEMELO H	AMAJUBA	R 7,466,544	1,119,982	1,493,309	4,853,254			
Amj08 New 09/10	167018	IPHUNGUPHUNGU P	AMAJUBA	R 7,604,028	1,140,604	1,520,806	4,942,618			
Amj09 New 10/11	268842	SITHOBELUMTHETHO SP	AMAJUBA	R 9,839,682			983,968	R 7,379,761.50	R 1,475,952.30	
Amj10 New 10/11	318126	ZAMA S	AMAJUBA	R 9,701,514			970,151	R 7,276,135.50	R 1,455,227.10	
Amj11 New 10/11	343693	SIYATHUTHUKA P	AMAJUBA	R 7,697,394			769,739	R 5,773,045.50	R 1,154,609.10	
Amj12 New 10/11	270914	SIZAKANCANE JP	AMAJUBA	R 9,708,012			970,801	R 7,281,009.00	R 1,456,201.80	
Amj13 New 10/11	231287	NKABANE P (LADYSMITH)	AMAJUBA	R 6,051,690			605,169	R 4,538,767.50	R 907,753.50	
Amj14 New 11/12+	135383	EMXHAKENI P	AMAJUBA	R 5,736,708				R 860,506.20	R 4,302,531.00	R 573,670.80
Amj15 New 11/12+	110667	BLUE MOUNTAIN P	AMAJUBA	R 1,641,600				R 246,240.00	R 1,231,200.00	R 164,160.00
Amj16 New 11/12+	414474	MEHLWANE P	AMAJUBA	R 3,621,780				R 543,267.00	R 2,716,335.00	R 362,178.00
Amj17 New 11/12+	137159	ENHLOKWENI P	AMAJUBA	R 6,495,264				R 974,289.60	R 4,871,448.00	R 649,526.40
Amj18 New 11/12+	122396	DNC C	AMAJUBA	R 15,023,718				R 2,253,557.70	R 11,267,788.50	R 1,502,371.80
Amj19 New 11/12+	296666	WIT-UMFOLOZI SECONDARY	AMAJUBA	R 5,116,320				R 767,448.00	R 3,837,240.00	R 511,632.00
Amj20 New 11/12+	270470	SIYAWELA P	AMAJUBA	R 6,010,308				R 901,546.20	R 4,507,731.00	R 601,030.80
Amj21 New 11/12+	271395	SIZIMELE H	AMAJUBA	R 9,307,530				R 1,396,129.50	R 6,980,647.50	R 930,753.00
Amj22 New 11/12+	162726	INDONSA S	AMAJUBA	R 5,923,440				R 888,516.00	R 4,442,580.00	R 592,344.00
Amj23 New 11/12+	171421	JOBSTOWN P	AMAJUBA	R 5,772,960				R 865,944.00	R 4,329,720.00	R 577,296.00
Amj24 New 11/12+	221112	MUZOKHANYAYO S	AMAJUBA	R 8,946,036				R 1,341,905.40	R 6,709,527.00	R 894,603.60
Amj25 New 11/12+	281977	THIYASIZWE P	AMAJUBA	R 9,635,508				R 1,445,326.20	R 7,226,631.00	R 963,550.80
Amj26 New 11/12+	191660	MANDLAMASHA P	AMAJUBA	R 9,482,634				R 1,422,395.10	R 7,111,975.50	R 948,263.40
Amj27 New 11/12+	212528	MLAMLELI JP	AMAJUBA	R 7,465,860				R 1,119,879.00	R 5,599,395.00	R 746,586.00
Amj28 New 11/12+	247900	PHATHAKAHLE H	AMAJUBA	R 9,118,746				R 1,367,811.90	R 6,839,059.50	R 911,874.60
Amj29 New 11/12+	293854	VUMELANI P	AMAJUBA	R 6,945,336				R 1,041,800.40	R 5,209,002.00	R 694,533.60
Amj30 New 11/12+	301032	ZIZUZELE P	AMAJUBA	R 5,964,138				R 894,620.70	R 4,473,103.50	R 596,413.80



Upgrades and Additions Project List

Upgrades and Additions District Priorities	EMIS No.	Name of School	Education District	TOTAL (Incl VAT + Fees)	2008/9	2009/10	2010/11	2011/12	2012/13	2013/14
Amj31 New 11/12+	222407	MZIWETHU H	AMAJUBA	R 5,000,040				R 750,006.00	R 3,750,030.00	R 500,004.00
Amj32 New 11/12+	339697	IZIMBUTHU P	AMAJUBA	R 5,769,198				R 865,379.70	R 4,326,898.50	R 576,919.80
Amj33 New 11/12+	162689	INDONI JP	AMAJUBA	R 6,265,440				R 939,816.00	R 4,699,080.00	R 626,544.00
Amj34 New 11/12+	155881	HLABANA P	AMAJUBA	R 2,989,080				R 448,362.00	R 2,241,810.00	R 298,908.00
Amj35 New 11/12+	269915	SIYAMUKELA H	AMAJUBA	R 4,521,240				R 678,186.00	R 3,390,930.00	R 452,124.00
Amj36 New 11/12+	132534	EMFUNDWENI H	AMAJUBA	R 5,930,280				R 889,542.00	R 4,447,710.00	R 593,028.00
Amj37 New 11/12+	303770	SIZAMOKUHLE P	AMAJUBA	R 7,461,414				R 1,119,212.10	R 5,596,060.50	R 746,141.40
Amj38 New 11/12+	267251	SIPHENI HP	AMAJUBA	R 9,466,902				R 1,420,035.30	R 7,100,176.50	R 946,690.20
Amj39 New 11/12+	283346	THUBELIHLE H	AMAJUBA	R 6,046,560				R 906,984.00	R 4,534,920.00	R 604,656.00
Amj40 New 11/12+	161949	IKHWEZI H	AMAJUBA	R 7,830,090				R 1,174,513.50	R 5,872,567.50	R 783,009.00
Amj41 New 11/12+	260147	SEKUSILE SS	AMAJUBA	R 6,921,054				R 1,038,158.10	R 5,190,790.50	R 692,105.40
Amj42 New 11/12+	214082	MNYAMANDE S	AMAJUBA	R 5,217,894				R 782,684.10	R 3,913,420.50	R 521,789.40
Amj43 New 11/12+	267880	SIPHUMELELE JP	AMAJUBA	R 3,508,920				R 526,338.00	R 2,631,690.00	R 350,892.00
Amj44 New 11/12+	170385	IZIKO P	AMAJUBA	R 4,986,360				R 747,954.00	R 3,739,770.00	R 498,636.00
Amj45 New 11/12+	252414	QAPHELANI JP	AMAJUBA	R 4,233,960				R 635,094.00	R 3,175,470.00	R 423,396.00
Amj46 New 11/12+	267917	SIPHUTHANDO C	AMAJUBA	R 6,688,836				R 1,003,325.40	R 5,016,627.00	R 668,883.60
Amj47 New 11/12+	265993	SIMANGANYAWO P	AMAJUBA	R 6,197,040				R 929,556.00	R 4,647,780.00	R 619,704.00
Amj48 New 11/12+	206793	MDUTSHULWA JP	AMAJUBA	R 6,203,880				R 930,582.00	R 4,652,910.00	R 620,388.00
Amj49 New 11/12+	158434	HOPE H	AMAJUBA	R 6,773,310				R 1,015,996.50	R 5,079,982.50	R 677,331.00

Upgrades and Additions Project List

Upgrades and Additions District Priorities	EMIS No.	Name of School	Education District	TOTAL (Incl VAT + Fees)	2008/9	2009/10	2010/11	2011/12	2012/13	2013/14
Emp 001 FT5 DoE	158360	HOMELEIGH H	EMPANGENI	R 6,828,030	6,145,227	682,803				
Emp 002 FT5 DoE	401894	MJABULISENI S	EMPANGENI	R 7,040,412	6,336,371	704,041				
Emp 003 FT5 DoE	228216	NGOGODO P	EMPANGENI	R 3,397,428	3,057,685	339,743				
Emp 004 FT5 DoE	290709	UYENGO S	EMPANGENI	R 3,968,226	3,571,403	396,823				
Emp 005 FT5 DoE	148851	GINGINDLOVU P	EMPANGENI	R 5,218,578	4,696,720	521,858				
Emp 006 FT5 DoE	174973	KHULA H	EMPANGENI	R 7,960,050	7,164,045	796,005				
Emp 007 FT5 DoE	243608	OLD MILL H	EMPANGENI	R 11,159,460	10,043,514	1,115,946				
Emp 008 FT5 DoE	151367	GQOKINSIMBI JS	EMPANGENI	R 5,362,560	4,826,304	536,256				
Emp 009 FT5 DoE	110371	BIZIMALI H	EMPANGENI	R 15,869,142	14,282,228	1,586,914				
Emp 010 FT5 DoE	228475	NGONO S	EMPANGENI	R 8,721,342	7,849,208	872,134				
Emp 011 FT5 DoE	225441	NDLONGOLWANE H	EMPANGENI	R 6,094,440	5,484,996	609,444				
Emp 012 FT5 DoE		THEMFIMFUNDO LSEN	EMPANGENI	R 5,629,320	5,066,388	562,932				
Emp Mud IDT 08/09	206349	MDOMBOLO P	EMPANGENI	R 5,830,416	5,247,374	583,042				
Emp01 New 08/09	401783	FINGQINDLELA P	EMPANGENI	R 3,617,334	542,600	2,351,267	723,467			
Emp02 New 08/09	160987	IMIZIKAYIFANI P	EMPANGENI	R 13,308,246	1,996,237	8,650,360	2,661,649			
Emp03 New 08/09	326782	LIZWI S	EMPANGENI	R 11,072,250	1,660,838	7,196,963	2,214,450			
Emp04 New 09/10	296851	WOOD AND RAW P	EMPANGENI	R 7,587,954	1,138,193	1,517,591	4,932,170			
Emp05 New 09/10	190402	MACALA JP	EMPANGENI	R 2,852,622	427,893	570,524	1,854,204			
Emp06 New 09/10	247419	PHALANE P (NKANDLA)	EMPANGENI	R 12,911,184	1,936,678	2,582,237	8,392,270			
Emp07 New 09/10	142191	ETHALANENI P	EMPANGENI	R 4,980,204	747,031	996,041	3,237,133			
Emp08 New 09/10	325748	MAHASHIYA JP	EMPANGENI	R 3,791,412	568,712	758,282	2,464,418			
Emp09 New 10/11	243090	OHLAHLA JP	EMPANGENI	R 4,085,190			408,519	R 3,063,892.50	R 612,778.50	
Emp10 New 10/11	201724	MATHIYA P	EMPANGENI	R 5,283,216			528,322	R 3,962,412.00	R 792,482.40	
Emp11 New 10/11	221334	MVAYIZA CP	EMPANGENI	R 7,554,096			755,410	R 5,665,572.00	R 1,133,114.40	
Emp12 New 10/11	231102	NJIKINI C	EMPANGENI	R 7,189,524			718,952	R 5,392,143.00	R 1,078,428.60	
Emp13 New 10/11	237059	NOYIBEWU	EMPANGENI	R 6,323,922			632,392	R 4,742,941.50	R 948,588.30	
Emp14 New 11/12+	263070	SIBOMVU CP	EMPANGENI	R 7,406,694				R 1,111,004.10	R 5,555,020.50	R 740,669.40
Emp15 New 11/12+	163836	INGWENI JP	EMPANGENI	R 10,955,286				R 1,643,292.90	R 8,216,464.50	R 1,095,528.60
Emp16 New 11/12+	297924	YANGUYE H	EMPANGENI	R 9,225,792				R 1,383,868.80	R 6,919,344.00	R 922,579.20
Emp18 New 11/12+	148407	GEZAHLE P	EMPANGENI	R 3,814,668				R 572,200.20	R 2,861,001.00	R 381,466.80
Emp19 New 11/12+	401857	UMKOSI H	EMPANGENI	R 2,462,400				R 369,360.00	R 1,846,800.00	R 246,240.00
Emp20 New 11/12+	146039	FUNIZWE C	EMPANGENI	R 4,895,388				R 734,308.20	R 3,671,541.00	R 489,538.80
Emp21 New 11/12+	213786	MUNTONOKUDLA S	EMPANGENI	R 9,584,208				R 1,437,631.20	R 7,188,156.00	R 958,420.80
Emp22 New 11/12+	230325	NHLOLINI P	EMPANGENI	R 5,054,418				R 758,162.70	R 3,790,813.50	R 505,441.80
Emp23 New 11/12+	219225	MTHIYAQHWAS	EMPANGENI	R 10,034,964				R 1,505,244.60	R 7,526,223.00	R 1,003,496.40
Emp24 New 11/12+	123099	DOVER C	EMPANGENI	R 12,896,478				R 1,934,471.70	R 9,672,358.50	R 1,289,647.80
Emp25 New 11/12+	291264	VELANGAYE H	EMPANGENI	R 15,666,336				R 2,349,950.40	R 11,749,752.00	R 1,566,633.60
Emp27 New 11/12+	234580	UMZIKAZI H	EMPANGENI	R 6,975,090				R 1,046,263.50	R 5,231,317.50	R 697,509.00
Emp28 New 11/12+	319310	EMKHAYIDENI TECHNICAL H	EMPANGENI	R 13,726,170				R 2,058,925.50	R 10,294,627.50	R 1,372,617.00
Emp29 New 11/12+	138602	ENTUMENI P	EMPANGENI	R 4,384,440				R 657,666.00	R 3,288,330.00	R 438,444.00
Emp30 New 11/12+	252673	QHAMUKA S	EMPANGENI	R 10,197,414				R 1,529,612.10	R 7,648,060.50	R 1,019,741.40
Emp31 New 11/12+	222148	MZINGAZI P	EMPANGENI	R 11,290,788				R 1,693,618.20	R 8,468,091.00	R 1,129,078.80

Upgrades and Additions Project List

Upgrades and Additions District Priorities	EMIS No.	Name of School	Education District	TOTAL (Incl VAT + Fees)	2008/9	2009/10	2010/11	2011/12	2012/13	2013/14
Emp32 New 11/12+	267843	SIPHOSO S	EMPANGENI	R 8,738,784				R 1,310,817.60	R 6,554,088.00	R 873,878.40
Emp33 New 11/12+	242054	NZALABANTU P	EMPANGENI	R 9,365,670				R 1,404,850.50	R 7,024,252.50	R 936,567.00
Emp34 New 11/12+	290191	UPPER MHLATHUZE P	EMPANGENI	R 4,585,536				R 687,830.40	R 3,439,152.00	R 458,553.60
Emp35 New 11/12+	240315	NTONGANDE H	EMPANGENI	R 11,970,342				R 1,795,551.30	R 8,977,756.50	R 1,197,034.20
Emp36 New 11/12+	308913	MLOYISWA JS	EMPANGENI	R 3,693,600				R 554,040.00	R 2,770,200.00	R 369,360.00
Emp37 New 11/12+	142968	EXHAPHOZINI P	EMPANGENI	R 5,198,400				R 779,760.00	R 3,898,800.00	R 519,840.00
Emp38 New 11/12+	307581	UMPHEZENI S	EMPANGENI	R 3,693,600				R 554,040.00	R 2,770,200.00	R 369,360.00
Emp39 New 11/12+	319606	MADLANKALA P	EMPANGENI	R 7,927,218				R 1,189,082.70	R 5,945,413.50	R 792,721.80
Emp40 New 11/12+	231731	NKANYISO H	EMPANGENI	R 5,172,408				R 775,861.20	R 3,879,306.00	R 517,240.80
Emp41 New 11/12+	315943	STABO P	EMPANGENI	R 6,018,516				R 902,777.40	R 4,513,887.00	R 601,851.60
Emp42 New 11/12+	272801	SOKHULU P	EMPANGENI	R 10,535,652				R 1,580,347.80	R 7,901,739.00	R 1,053,565.20
Emp44 New 11/12+	225108	NDINDINDI P	EMPANGENI	R 6,158,736				R 923,810.40	R 4,619,052.00	R 615,873.60
Emp45 New 11/12+	122211	DLOLWANE CP	EMPANGENI	R 1,744,200				R 261,630.00	R 1,308,150.00	R 174,420.00
Emp46 New 11/12+	153291	HALAMBU CP	EMPANGENI	R 6,886,512				R 1,032,976.80	R 5,164,884.00	R 688,651.20
Emp47 New 11/12+	180560	KWAMANQONDO CP	EMPANGENI	R 5,200,794				R 780,119.10	R 3,900,595.50	R 520,079.40
Emp48 New 11/12+	269360	SIYABATHWA CP	EMPANGENI	R 4,890,600				R 733,590.00	R 3,667,950.00	R 489,060.00
Emp49 New 11/12+	260295	SENZAKAHLE JS	EMPANGENI	R 2,927,520				R 439,128.00	R 2,195,640.00	R 292,752.00
Emp50 New 11/12+	401820	GWEJOBOMVU JS	EMPANGENI	R 8,454,582				R 1,268,187.30	R 6,340,936.50	R 845,458.20

Upgrades and Additions Project List

Upgrades and Additions District Priorities	EMIS No.	Name of School	Education District	TOTAL (Incl VAT + Fees)	2008/9	2009/10	2010/11	2011/12	2012/13	2013/14
IIm 001 FT5 DoE	285344	TSHUTSHUTSHU S	IEMBE	R 5,411,808	4,870,627	541,181				
IIm 002 It08/09	186443	LIHLITHEMBA S	IEMBE	R 9,805,140	3,922,056	5,392,827	490,257			
IIm 003 DoW01	157435	HLONIPHANI S	IEMBE	R 5,920,362	2,664,163	3,078,588	177,611			
IIm 004 DoW01	323972	JOEL JP	IEMBE	R 8,521,614	3,834,726	4,431,239	255,648			
IIm 005 DoW01	214637	MONTEBELLO P	IEMBE	R 7,100,604	3,195,272	3,692,314	213,018			
IIm 006 DoW01	162837	INDUKWENTSHA S	IEMBE	R 3,502,080	1,575,936	1,821,082	105,062			
IIm 007 DoW01	291301	VELANGEZI H	IEMBE	R 4,767,480	2,145,366	2,479,090	143,024			
IIm 008 DoW01	102416	AMAPHUPHESIZWE S	IEMBE	R 5,820,840	2,619,378	3,026,837	174,625			
IIm 009 DoW01	234136	NOKUBUSA P	IEMBE	R 6,712,776	3,020,749	3,490,644	201,383			
IIm 010 DoW01	189884	MABAYANA S	IEMBE	R 3,645,720	1,640,574	1,895,774	109,372			
IIm 011 DoW01	323602	GIJIMANI S	IEMBE	R 5,317,074	2,392,683	2,764,878	159,512			
IIm 012 DoW01	104821	BALCOMB'S HILL P	IEMBE	R 6,900,534	3,105,240	3,588,278	207,016			
IIm 013 DoW02	234839	NOMBIKA S	IEMBE	R 4,227,120	1,056,780	2,324,916	845,424			
IIm 014 DoW02	334961	DUMANE S COMMERCIAL H	IEMBE	R 5,220,972	1,305,243	2,871,535	1,044,194			
IIm 015 DoW02	132941	EMKHAMBENI P	IEMBE	R 5,259,960	1,314,990	2,892,978	1,051,992			
IIm 016 DoW02	143560	EZINDLOVINI P	IEMBE	R 10,057,878	2,514,470	5,531,833	2,011,576			
IIm 017 DoW02	147556	GCINIMFUNDO S	IEMBE	R 7,448,760	1,862,190	4,096,818	1,489,752			
IIm 018 DoW02	173604	KHANYISA S	IEMBE	R 4,801,680	1,200,420	2,640,924	960,336			
IIm 019 DoW02	174233	KHETHIMFUNDO S	IEMBE	R 4,411,800	1,102,950	2,426,490	882,360			
IIm 020 DoW02	174677	KHOMBA P	IEMBE	R 6,363,252	1,590,813	3,499,789	1,272,650			
IIm 021 DoW02	188589	LUKHASA S	IEMBE	R 4,890,600	1,222,650	2,689,830	978,120			
IIm 022 DoW02	192659	MAGUDWINI JS	IEMBE	R 4,418,640	1,104,660	2,430,252	883,728			
IIm 023 DoW02	193584	MAHLUBE S	IEMBE	R 3,727,800	931,950	2,050,290	745,560			
IIm 024 DoW02	324083	MANGONGO JP	IEMBE	R 2,188,800	547,200	1,203,840	437,760			
IIm 025 DoW02	302808	MANZINI S	IEMBE	R 3,406,320	851,580	1,873,476	681,264			
IIm 026 DoW02	204351	MBHEKAPHANSI H	IEMBE	R 7,527,420	1,881,855	4,140,081	1,505,484			
IIm 027 DoW02	204462	MBITANE P	IEMBE	R 4,548,600	1,137,150	2,501,730	909,720			
IIm 028 DoW02	205572	MCATHU P	IEMBE	R 5,259,960	1,314,990	2,892,978	1,051,992			
IIm 029 DoW02	218411	MSHIYANE H	IEMBE	R 4,493,880	1,123,470	2,471,634	898,776			
IIm 030 DoW02	237244	NQAKATHELA S	IEMBE	R 3,433,680	858,420	1,888,524	686,736			
IIm 031 DoW02	245125	OTIMATI P	IEMBE	R 3,946,680	986,670	2,170,674	789,336			
IIm 032 DoW02	248492	PHEZUKOMKHONO H	IEMBE	R 4,548,600	1,137,150	2,501,730	909,720			
IIm 033 DoW02	100011	SABUYAZE H	IEMBE	R 2,277,720	569,430	1,252,746	455,544			
IIm 034 DoW02	262663	SIBANISETHU P	IEMBE	R 5,006,880	1,251,720	2,753,784	1,001,376			
IIm 035 DoW02	267547	SIPHINHLANHLA H	IEMBE	R 4,876,920	1,219,230	2,682,306	975,384			
IIm 036 DoW02	294705	WATERFALL P	IEMBE	R 4,767,480	1,191,870	2,622,114	953,496			
IIm01 New 08/09	441262	ITSHELENCWADI P	IEMBE	R 2,626,560	393,984	1,707,264	525,312			
IIm02 New 08/09	441188	MTABAKAKHATHAZA P	IEMBE	R 2,257,200	338,580	1,467,180	451,440			
IIm03 New 09/10	443630	GUZANA S	IEMBE	R 2,257,200	338,580	451,440	1,467,180			
IIm04 New 09/10	441225	UNYAZI P	IEMBE	R 2,995,920	449,388	599,184	1,947,348			
IIm05 New 09/10	443667	DINUPHOZO P	IEMBE	R 5,777,064	866,560	1,155,413	3,755,092			
IIm06 New 09/10	441114	DULINI P	IEMBE	R 2,995,920	449,388	599,184	1,947,348			

Upgrades and Additions Project List

Upgrades and Additions District Priorities	EMIS No.	Name of School	Education District	TOTAL (Incl VAT + Fees)	2008/9	2009/10	2010/11	2011/12	2012/13	2013/14
Ilm07 New 09/10	New	KWACIBANE S	IEMBE	R 9,589,680	1,438,452	1,917,936	6,233,292			
Ilm08 New 09/10	175269	KHULULEKANI P	IEMBE	R 7,036,992	1,055,549	1,407,398	4,574,045			
Ilm09 New 09/10	183964	KWAVUSUMUZI H	IEMBE	R 11,230,596	1,684,589	2,246,119	7,299,887			
Ilm10 New 10/11	293188	VUKILE H	IEMBE	R 6,099,228			609,923	R 4,574,421.00	R 914,884.20	
Ilm11 New 10/11	236911	NOVIMBA JP	IEMBE	R 1,846,800			184,680	R 1,385,100.00	R 277,020.00	
Ilm12 New 10/11	152218	GROUTVILLE H	IEMBE	R 11,127,654			1,112,765	R 8,345,740.50	R 1,669,148.10	
Ilm13 New 10/11	137825	ENKUKWINI P	IEMBE	R 10,812,330			1,081,233	R 8,109,247.50	R 1,621,849.50	
Ilm14 New 11/12+	187294	LLOYD P	IEMBE	R 9,805,824				R 1,470,873.60	R 7,354,368.00	R 980,582.40
Ilm15 New 11/12+	204092	MBEKAMUSI P	IEMBE	R 7,983,648				R 1,197,547.20	R 5,987,736.00	R 798,364.80
Ilm16 New 11/12+	156251	HLANGABEZA H	IEMBE	R 5,738,760				R 860,814.00	R 4,304,070.00	R 573,876.00
Ilm17 New 11/12+	205350	MBUYISELO H	IEMBE	R 7,725,096				R 1,158,764.40	R 5,793,822.00	R 772,509.60
Ilm18 New 11/12+	326599	NDUKENDE S	IEMBE	R 3,645,720				R 546,858.00	R 2,734,290.00	R 364,572.00
Ilm19 New 11/12+	161283	IMPOQABULUNGU S	IEMBE	R 5,130,000				R 769,500.00	R 3,847,500.00	R 513,000.00
Ilm20 New 11/12+	246531	PARUKABAD P	IEMBE	R 5,481,918				R 822,287.70	R 4,111,438.50	R 548,191.80
Ilm21 New 11/12+	268620	SITHEBE P	IEMBE	R 9,665,604				R 1,449,840.60	R 7,249,203.00	R 966,560.40
Ilm22 New 11/12+	159026	HULSUG P	IEMBE	R 5,833,152				R 874,972.80	R 4,374,864.00	R 583,315.20
Ilm23 New 11/12+	275391	ST CHRISTOPHER P	IEMBE	R 12,280,878				R 1,842,131.70	R 9,210,658.50	R 1,228,087.80
Ilm24 New 11/12+	340696	BONGINKOSI P	IEMBE	R 3,642,300				R 546,345.00	R 2,731,725.00	R 364,230.00
Ilm25 New 11/12+	201872	MATHUBESIZWE H	IEMBE	R 7,736,040				R 1,160,406.00	R 5,802,030.00	R 773,604.00
Ilm26 New 11/12+	233359	NKWENKWEZI S	IEMBE	R 7,011,000				R 1,051,650.00	R 5,258,250.00	R 701,100.00
Ilm27 New 11/12+	209087	MGANDENI H	IEMBE	R 6,232,950				R 934,942.50	R 4,674,712.50	R 623,295.00
Ilm28 New 11/12+	335479	UBUHLEBEMBIZA S	IEMBE	R 1,648,440				R 247,266.00	R 1,236,330.00	R 164,844.00
Ilm29 New 11/12+	159951	IKHUSANA C	IEMBE	R 7,722,018				R 1,158,302.70	R 5,791,513.50	R 772,201.80
Ilm30 New 11/12+	157472	HLONONO S	IEMBE	R 6,621,120				R 993,168.00	R 4,965,840.00	R 662,112.00
Ilm31 New 11/12+	323639	SINENHLANHLA S	IEMBE	R 6,210,720				R 931,608.00	R 4,658,040.00	R 621,072.00
Ilm32 New 11/12+	289821	UMZWANGEDWA H	IEMBE	R 6,304,086				R 945,612.90	R 4,728,064.50	R 630,408.60
Ilm33 New 11/12+	227698	NGCOLOSI S	IEMBE	R 5,039,712				R 755,956.80	R 3,779,784.00	R 503,971.20
Ilm34 New 11/12+	196729	MANGETE P	IEMBE	R 6,301,350				R 945,202.50	R 4,726,012.50	R 630,135.00
Ilm35 New 11/12+	320494	BANGUNI SS	IEMBE	R 3,310,560				R 496,584.00	R 2,482,920.00	R 331,056.00
Ilm36 New 11/12+	323787	MZOBANZI JS	IEMBE	R 3,549,960				R 532,494.00	R 2,662,470.00	R 354,996.00
Ilm37 New 11/12+	302734	UKUKHANYAKWEZWE JS	IEMBE	R 7,477,830				R 1,121,674.50	R 5,608,372.50	R 747,783.00
Ilm38 New 11/12+	307544	UBUHLEBESUNDUMBILI P	IEMBE	R 10,669,716				R 1,600,457.40	R 8,002,287.00	R 1,066,971.60

Upgrades and Additions Project List

Upgrades and Additions District Priorities	EMIS No.	Name of School	Education District	TOTAL (Incl VAT + Fees)	2008/9	2009/10	2010/11	2011/12	2012/13	2013/14
Obj 001 FT5 DoE	267695	SIPHOSABADLETSHE H	OBONJENI	R 11,807,550	10,626,795	1,180,755				
Obj 002 FT5 DoE	195471	MALUSI OMUHLE P	OBONJENI	R 12,279,510	11,051,559	1,227,951				
Obj 003 FT5 DoE	443556	MTUBATUBA S/NORDALE	OBONJENI	R 3,431,970	3,088,773	343,197				
Obj 004 FT5 DoE	277685	STAR OF THE SEA P	OBONJENI	R 5,725,422	5,152,880	572,542				
Obj 005 FT5 DoE	101824	AMANDLA H	OBONJENI	R 8,077,356	7,269,620	807,736				
Obj 006 FT5 DoE	160062	IKUSASALETHU S	OBONJENI	R 8,602,326	7,742,093	860,233				
Obj 007 FT5 DoE	234617	NOMATHIYA S	OBONJENI	R 9,152,262	8,237,036	915,226				
Obj 008 FT5 DoE	309949	MANHLENGA JS	OBONJENI	R 2,927,520	2,634,768	292,752				
Obj 009 FT5 DoE	150479	GODLOZA H	OBONJENI	R 6,090,678	5,481,610	609,068				
Obj 010 FT5 DoE	177637	KUFEZEKILE S	OBONJENI	R 10,432,368	9,389,131	1,043,237				
Obj 011 FT5 DoE	232064	NKODIBE S	OBONJENI	R 11,383,470	10,245,123	1,138,347				
Obj 012 DoW02	195915	MANABA P	OBONJENI	R 5,386,842	1,346,711	2,962,763	1,077,368			
Obj01 New 08/09	171791	JOZINI P	OBONJENI	R 7,516,134	1,127,420	4,885,487	1,503,227			
Obj02 New 08/09	210641	MHLUPHEKI JS	OBONJENI	R 7,469,964	1,120,495	4,855,477	1,493,993			
Obj03 New 09/10	103970	ASIPHIKELELE S	OBONJENI	R 7,113,942	1,067,091	1,422,788	4,624,062			
Obj04 New 09/10	423539	SISIZAKELE P	OBONJENI	R 3,939,840	590,976	787,968	2,560,896			
Obj05 New 09/10	245236	OUR LADY OF INGWAVUMA P	OBONJENI	R 4,954,896	743,234	990,979	3,220,682			
Obj06 New 09/10	219780	MTIKINI P	OBONJENI	R 5,574,600	836,190	1,114,920	3,623,490			
Obj07 New 09/10	141118	ESIPHONDWENI H	OBONJENI	R 7,791,444	1,168,717	1,558,289	5,064,439			
Obj08 New 09/10	327154	OHLALWINI P	OBONJENI	R 10,758,978	1,613,847	2,151,796	6,993,336			
Obj09 New 10/11	327598	TECHNICAL JS	OBONJENI	R 7,179,264			717,926	R 5,384,448.00	R 1,076,889.60	
Obj10 New 10/11	446294	EKUWELENI P	OBONJENI	R 2,750,364			275,036	R 2,062,773.00	R 412,554.60	
Obj11 New 10/11	261553	SHAYINA H	OBONJENI	R 6,380,352			638,035	R 4,785,264.00	R 957,052.80	
Obj12 New 10/11	191586	MADWALENI S	OBONJENI	R 7,203,546			720,355	R 5,402,659.50	R 1,080,531.90	
Obj13 New 11/12+	222999	NAMANENI H	OBONJENI	R 13,162,554				R 1,974,383.10	R 9,871,915.50	R 1,316,255.40
Obj14 New 11/12+	335072	GEORGE CALTEX P	OBONJENI	R 5,472,684				R 820,902.60	R 4,104,513.00	R 547,268.40
Obj15 New 11/12+	225959	NDUMO S	OBONJENI	R 12,076,704				R 1,811,505.60	R 9,057,528.00	R 1,207,670.40
Obj16 New 11/12+	143227	EZIFUNDENI H	OBONJENI	R 8,319,834				R 1,247,975.10	R 6,239,875.50	R 831,983.40
Obj17 New 11/12+	206497	MDUKU H	OBONJENI	R 9,441,252				R 1,416,187.80	R 7,080,939.00	R 944,125.20
Obj18 New 11/12+	109446	BHEVULA H	OBONJENI	R 6,621,462				R 993,219.30	R 4,966,096.50	R 662,146.20
Obj19 New 11/12+	319939	BONGA S	OBONJENI	R 10,530,522				R 1,579,578.30	R 7,897,891.50	R 1,053,052.20
Obj20 New 11/12+	202649	MAVUSO H	OBONJENI	R 4,890,600				R 733,590.00	R 3,667,950.00	R 489,060.00
Obj21 New 11/12+	235357	NONDUMISO S	OBONJENI	R 5,601,960				R 840,294.00	R 4,201,470.00	R 560,196.00
Obj22 New 11/12+	250083	PHUNGAZA H	OBONJENI	R 7,737,750				R 1,160,662.50	R 5,803,312.50	R 773,775.00
Obj24 New 11/12+	237836	NSALAMANGA H	OBONJENI	R 7,727,832				R 1,159,174.80	R 5,795,874.00	R 772,783.20
Obj25 New 11/12+	215229	MOSES ZIKHALI S	OBONJENI	R 8,347,194				R 1,252,079.10	R 6,260,395.50	R 834,719.40
Obj26 New 11/12+	194916	MALABELA JS	OBONJENI	R 6,148,476				R 922,271.40	R 4,611,357.00	R 614,847.60
Obj27 New 11/12+	143190	EZIBUKWENI S	OBONJENI	R 21,286,764				R 3,193,014.60	R 15,965,073.00	R 2,128,676.40
Obj28 New 11/12+	327376	JEVU JS	OBONJENI	R 10,177,920				R 1,526,688.00	R 7,633,440.00	R 1,017,792.00
Obj29 New 11/12+	189773	MABANDLENI H	OBONJENI	R 12,275,748				R 1,841,362.20	R 9,206,811.00	R 1,227,574.80
Obj30 New 11/12+	202464	MAVELA H	OBONJENI	R 11,158,434				R 1,673,765.10	R 8,368,825.50	R 1,115,843.40
Obj31 New 11/12+	218744	MSIYANE H	OBONJENI	R 6,012,360				R 901,854.00	R 4,509,270.00	R 601,236.00

Upgrades and Additions Project List

Upgrades and Additions District Priorities	EMIS No.	Name of School	Education District	TOTAL (Incl VAT + Fees)	2008/9	2009/10	2010/11	2011/12	2012/13	2013/14
Obj32 New 11/12+	236689	NOTHANDO H	OBONJENI	R 6,670,026				R 1,000,503.90	R 5,002,519.50	R 667,002.60
Obj33 New 11/12+	326044	NQOBIZAZI JS	OBONJENI	R 6,454,908				R 968,236.20	R 4,841,181.00	R 645,490.80
Obj34 New 11/12+	310874	AMANDLETHU JS	OBONJENI	R 3,775,680				R 566,352.00	R 2,831,760.00	R 377,568.00
Obj35 New 11/12+	108706	BHEKINDLELA H	OBONJENI	R 5,068,440				R 760,266.00	R 3,801,330.00	R 506,844.00
Obj36 New 11/12+	139416	EQAKWINI H	OBONJENI	R 13,760,712				R 2,064,106.80	R 10,320,534.00	R 1,376,071.20
Obj37 New 11/12+	237762	NSABALELE P	OBONJENI	R 5,598,882				R 839,832.30	R 4,199,161.50	R 559,888.20
Obj38 New 11/12+	411144	DUMANGEZE S	OBONJENI	R 9,825,318				R 1,473,797.70	R 7,368,988.50	R 982,531.80
Obj39 New 11/12+	306915	KWANYAMAZANE P	OBONJENI	R 12,985,056				R 1,947,758.40	R 9,738,792.00	R 1,298,505.60
Obj40 New 11/12+	310800	VULAKWENILE JS	OBONJENI	R 8,806,500				R 1,320,975.00	R 6,604,875.00	R 880,650.00
Obj41 New 11/12+	300958	ZITIKE P	OBONJENI	R 10,012,050				R 1,501,807.50	R 7,509,037.50	R 1,001,205.00
Obj42 New 11/12+	446109	QALAKAHLE P	OBONJENI	R 2,305,080				R 345,762.00	R 1,728,810.00	R 230,508.00
Obj44 New 11/12+	327265	MTSHELEKWANE S	OBONJENI	R 6,776,388				R 1,016,458.20	R 5,082,291.00	R 677,638.80
Obj46 New 11/12+	217116	MPOLIMPOLI	OBONJENI	R 5,588,964				R 838,344.60	R 4,191,723.00	R 558,896.40
Obj47 New 11/12+	204573	MBODLA P	OBONJENI	R 8,333,172				R 1,249,975.80	R 6,249,879.00	R 833,317.20
Obj48 New 11/12+	182928	KWAPHAWENI P	OBONJENI	R 8,521,956				R 1,278,293.40	R 6,391,467.00	R 852,195.60
Obj49 New 11/12+	245014	OTHOBOTHINI P	OBONJENI	R 8,334,540				R 1,250,181.00	R 6,250,905.00	R 833,454.00

Upgrades and Additions Project List

Upgrades and Additions District Priorities	EMIS No.	Name of School	Education District	TOTAL (Incl VAT + Fees)	2008/9	2009/10	2010/11	2011/12	2012/13	2013/14
Oth 001 FT5 DoE	132830	EMHLWANENI H	OTHUKELA	R 11,025,054	9,922,549	1,102,505				
Oth 002 FT5 DoE	108151	BHEKABATHEMBU S	OTHUKELA	R 5,205,240	4,684,716	520,524				
Oth 003 FT5 DoE	343841	MHLOSHANA P	OTHUKELA	R 4,288,680	3,859,812	428,868				
Oth 004 FT5 DoE	227772	NGCONGCOSI H	OTHUKELA	R 4,603,320	4,142,988	460,332				
Oth 005 FT5 DoE	162874	INDULWANA P	OTHUKELA	R 3,615,282	3,253,754	361,528				
Oth 006 FT5 DoE	161135	IMPANDWINI P	OTHUKELA	R 1,915,200	1,723,680	191,520				
Oth 007 FT5 DoE	198949	MAQOQA S	OTHUKELA	R 3,337,920	3,004,128	333,792				
Oth 008 FT5 DoE	135161	EMTSHEZI H	OTHUKELA	R 13,027,806	11,725,025	1,302,781				
Oth 009 FT5 DoE	109927	BHUNGANE H	OTHUKELA	R 5,547,240	4,992,516	554,724				
Oth 010 DoW01	154549	HEAVITREE P	OTHUKELA	R 3,461,040	3,114,936	346,104				
Oth 011 DoW01	162171	INCWABA JP	OTHUKELA	R 8,398,836	7,558,952	839,884				
Oth 012 DoW01	115070	CECILIA P	OTHUKELA	R 8,945,010	8,050,509	894,501				
Oth 013 DoW01	273097	SOMHLOSHANA P	OTHUKELA	R 3,312,612	2,981,351	331,261				
Oth 014 DoW02	337588	THUTHUKANI P	OTHUKELA	R 9,146,790	8,232,111	914,679				
Oth01 New 08/09	162060	INCINJANA S	OTHUKELA	R 1,627,920	244,188	1,058,148	325,584			
Oth02 New 09/10	185592	LANGKLOOF P	OTHUKELA	R 5,351,274	802,691	1,070,255	3,478,328			
Oth03 New 09/10	414955	SIYAPHAMBILI P	OTHUKELA	R 7,395,750	1,109,363	1,479,150	4,807,238			
Oth04 New 09/10	101787	AMANCAMAKAZANA P	OTHUKELA	R 11,672,118	1,750,818	2,334,424	7,586,877			
Oth05 New 09/10	324453	CELUKUPHIWA P	OTHUKELA	R 16,948,836	2,542,325	3,389,767	11,016,743			
Oth06 New 09/10	166056	INTANDOYESIZWE H	OTHUKELA	R 9,227,160	1,384,074	1,845,432	5,997,654			
Oth07 New 09/10	162319	INDANYANA P	OTHUKELA	R 6,287,328	943,099	1,257,466	4,086,763			
Oth09 New 10/11	334406	NHLANGANISO LP	OTHUKELA	R 7,025,706			702,571	R 5,269,279.50	R 1,053,855.90	
Oth10 New 10/11	343767	JABULANI P	OTHUKELA	R 9,234,342			923,434	R 6,925,756.50	R 1,385,151.30	
Oth11 New 10/11	172531	KEATE STREET PUBLIC P	OTHUKELA	R 11,433,402			1,143,340	R 8,575,051.50	R 1,715,010.30	
Oth12 New 10/11	414807	MPUMELELO HIGH S	OTHUKELA	R 10,102,680			1,010,268	R 7,577,010.00	R 1,515,402.00	
Oth13 New 11/12+	186517	LIMEHILL H	OTHUKELA	R 8,713,818				R 1,307,072.70	R 6,535,363.50	R 871,381.80
Oth14 New 11/12+	303955	HLABANE HIGH	OTHUKELA	R 3,782,520				R 567,378.00	R 2,836,890.00	R 378,252.00
Oth15 New 11/12+	113331	BUHLEBEZWE P	OTHUKELA	R 6,934,050				R 1,040,107.50	R 5,200,537.50	R 693,405.00
Oth16 New 11/12+	119769	DANINVA P	OTHUKELA	R 2,010,960				R 301,644.00	R 1,508,220.00	R 201,096.00
Oth17 New 11/12+	191142	MADILIKA P	OTHUKELA	R 6,354,360				R 953,154.00	R 4,765,770.00	R 635,436.00
Oth18 New 11/12+	126207	EBOYENI P	OTHUKELA	R 1,751,040				R 262,656.00	R 1,313,280.00	R 175,104.00
Oth19 New 11/12+	108854	BHEKINTUTHUKO S	OTHUKELA	R 6,123,852				R 918,577.80	R 4,592,889.00	R 612,385.20
Oth20 New 11/12+	217782	MQEDANDABA H	OTHUKELA	R 5,606,748				R 841,012.20	R 4,205,061.00	R 560,674.80
Oth21 New 11/12+	230362	NHLONHLWENI P	OTHUKELA	R 5,936,436				R 890,465.40	R 4,452,327.00	R 593,643.60
Oth22 New 11/12+	227994	NGIBONGELENI H	OTHUKELA	R 7,004,160				R 1,050,624.00	R 5,253,120.00	R 700,416.00
Oth23 New 11/12+	324305	MASOYI S	OTHUKELA	R 4,369,392				R 655,408.80	R 3,277,044.00	R 436,939.20
Oth24 New 11/12+	139453	EQHWENI P	OTHUKELA	R 9,300,348				R 1,395,052.20	R 6,975,261.00	R 930,034.80
Oth25 New 11/12+	202094	MATIWANESKOP P	OTHUKELA	R 4,876,920				R 731,538.00	R 3,657,690.00	R 487,692.00
Oth26 New 11/12+	294076	VUNGATSHE P	OTHUKELA	R 1,983,600				R 297,540.00	R 1,487,700.00	R 198,360.00
Oth27 New 11/12+	118770	CROWFIELD P	OTHUKELA	R 5,352,984				R 802,947.60	R 4,014,738.00	R 535,298.40
Oth28 New 11/12+	163614	INGULA H	OTHUKELA	R 8,433,720				R 1,265,058.00	R 6,325,290.00	R 843,372.00
Oth29 New 11/12+	197136	MANKONJANE P	OTHUKELA	R 4,842,720				R 726,408.00	R 3,632,040.00	R 484,272.00



Upgrades and Additions Project List

Upgrades and Additions District Priorities	EMIS No.	Name of School	Education District	TOTAL (Incl VAT + Fees)	2008/9	2009/10	2010/11	2011/12	2012/13	2013/14
Oth30 New 11/12+	166389	INTUMBANE P	OTHUKELA	R 7,249,032				R 1,087,354.80	R 5,436,774.00	R 724,903.20
Oth31 New 11/12+	240685	NTSHOSHO P	OTHUKELA	R 2,872,800				R 430,920.00	R 2,154,600.00	R 287,280.00
Oth32 New 11/12+	327228	UBULINGA S	OTHUKELA	R 6,881,040				R 1,032,156.00	R 5,160,780.00	R 688,104.00
Oth33 New 11/12+	146409	GABANGEMFUNDO P	OTHUKELA	R 7,013,394				R 1,052,009.10	R 5,260,045.50	R 701,339.40
Oth34 New 11/12+	414770	MHLWAZINI S	OTHUKELA	R 4,753,800				R 713,070.00	R 3,565,350.00	R 475,380.00
Oth35 New 11/12+	New	SIGIDISABATHEMBU P	OTHUKELA	R 7,824,960				R 1,173,744.00	R 5,868,720.00	R 782,496.00
Oth36 New 11/12+	126096	EBHETHANI P	OTHUKELA	R 5,978,160				R 896,724.00	R 4,483,620.00	R 597,816.00
Oth37 New 11/12+	110704	BLUE BANK P	OTHUKELA	R 2,140,236				R 321,035.40	R 1,605,177.00	R 214,023.60
Oth38 New 11/12+	188700	LUNGELANI P	OTHUKELA	R 1,963,080				R 294,462.00	R 1,472,310.00	R 196,308.00
Oth39 New 11/12+	237429	NQOBILE C	OTHUKELA	R 6,949,782				R 1,042,467.30	R 5,212,336.50	R 694,978.20
Oth40 New 11/12+	282236	THOKOZA H	OTHUKELA	R 9,979,560				R 1,496,934.00	R 7,484,670.00	R 997,956.00
Oth41 New 11/12+	242424	OBONJANENI P	OTHUKELA	R 8,708,688				R 1,306,303.20	R 6,531,516.00	R 870,868.80
Oth42 New 11/12+	343878	MYENDANE P	OTHUKELA	R 5,565,024				R 834,753.60	R 4,173,768.00	R 556,502.40
Oth43 New 11/12+	282754	THOLITHEMBA H	OTHUKELA	R 7,065,720				R 1,059,858.00	R 5,299,290.00	R 706,572.00
Oth44 New 11/12+	141784	ESTCOURT P	OTHUKELA	R 5,268,168				R 790,225.20	R 3,951,126.00	R 526,816.80
Oth45 New 11/12+	296888	WOODFORD P	OTHUKELA	R 14,089,032				R 2,113,354.80	R 10,566,774.00	R 1,408,903.20

Upgrades and Additions Project List

Upgrades and Additions District Priorities	EMIS No.	Name of School	Education District	TOTAL (Incl VAT + Fees)	2008/9	2009/10	2010/11	2011/12	2012/13	2013/14
Ptn 001 FT5 DoE	109039	BHEKOKUHLE P	PINETOWN	R 13,168,368	11,851,531	1,316,837				
Ptn 002 FT5 DoE	179006	KWACUTSHWAYO P	PINETOWN	R 15,636,582	14,072,924	1,563,658				
Ptn 003 FT5 DoE	123728	DUDUZANI JP	PINETOWN	R 15,149,232	13,634,309	1,514,923				
Ptn 004 DoW02	156843	HLENGIMPILO P	PINETOWN	R 9,832,500	8,849,250	983,250				
Ptn 005 DoW02	102305	AMAOTI NO3 C	PINETOWN	R 13,562,010	12,205,809	1,356,201				
Ptn 005 DoW02	199504	MARIANNPARK P	PINETOWN	R 6,860,520	6,174,468	686,052				
Ptn 006 It08/09	180597	KWAMANZINI P	PINETOWN	R 12,439,566	4,975,826	6,841,761	621,978			
Ptn 007 It08/09	306286	ST JULIUS S	PINETOWN	R 12,236,760	4,894,704	6,730,218	611,838			
Ptn 008 It08/09	166241	INTONGELA CP	PINETOWN	R 5,127,264	2,050,906	2,819,995	256,363			
Ptn 009 It08/09	258408	SANKONTSHE P	PINETOWN	R 11,712,132	4,684,853	6,441,673	585,607			
Ptn 010 It08/09	214156	MNYAMENI S	PINETOWN	R 7,619,760	3,047,904	4,190,868	380,988			
Ptn 011 It08/09	161653	THEMBALETHU P	PINETOWN	R 10,899,540	4,359,816	5,994,747	544,977			
Ptn 012 It08/09	189107	LUTHAYI H	PINETOWN	R 10,860,552	4,344,221	5,973,304	543,028			
Ptn 013 It08/09	133052	EMKHATHINI P	PINETOWN	R 5,472,000	2,188,800	3,009,600	273,600			
Ptn 014 It08/09	264883	SIKHETHUXOLO H	PINETOWN	R 12,011,724	4,804,690	6,606,448	600,586			
Ptn 015 It08/09	234025	NOGUNJWA H	PINETOWN	R 8,276,400	3,310,560	4,552,020	413,820			
Ptn 016 It08/09	276020	ST LAWRENCE P	PINETOWN	R 6,559,560	2,623,824	3,607,758	327,978			
Ptn 017 It08/09	185370	LANGALIBALELE SP	PINETOWN	R 6,380,010	2,552,004	3,509,006	319,001			
Ptn 018 It09/10	113220	BUHLEBETHU P	PINETOWN	R 7,024,680		1,053,702	5,268,510	R 702,468.00		
Ptn 019 It09/10	167647	ISIBUKOSEZWE H	PINETOWN	R 12,141,000		1,821,150	9,105,750	R 1,214,100.00		
Ptn 020 It09/10	169053	ISIZINDA S	PINETOWN	R 8,827,020		1,324,053	6,620,265	R 882,702.00		
Ptn 021 It09/10	196285	MANDLENKOSI H	PINETOWN	R 14,926,248		2,238,937	11,194,686	R 1,492,624.80		
Ptn 022 It09/10	243645	OLWAMBENI P	PINETOWN	R 10,517,868		1,577,680	7,888,401	R 1,051,786.80		
Ptn 023 It09/10	263921	SICELULWAZI P	PINETOWN	R 11,536,344		1,730,452	8,652,258	R 1,153,634.40		
Ptn01 New 09/10	221260	MVABA H	PINETOWN	R 12,260,358	1,839,054	2,452,072	7,969,233			
Ptn02 New 09/10	401635	ASIPHEPHE P	PINETOWN	R 16,304,166	2,445,625	3,260,833	10,597,708			
Ptn03 New 09/10	414437	SEKUSILE P	PINETOWN	R 6,600,600	990,090	1,320,120	4,290,390			
Ptn04 New 09/10	294816	WATERLOO JS	PINETOWN	R 10,325,322	1,548,798	2,065,064	6,711,459			
Ptn05 New 09/10	267399	SIPHESIHE H (INCHANGA)	PINETOWN	R 12,739,500	1,910,925	2,547,900	8,280,675			
Ptn06 New 09/10	401931	SIPHUMELELE C	PINETOWN	R 11,690,244	1,753,537	2,338,049	7,598,659			
Ptn07 New 09/10	338476	NAZARETH P	PINETOWN	R 5,977,134	896,570	1,195,427	3,885,137			
Ptn08 New 09/10	323528	SENZOKWETHU S	PINETOWN	R 10,288,728	1,543,309	2,057,746	6,687,673			
Ptn09 New 10/11	148259	GEORGEDALE P	PINETOWN	R 12,403,314			1,240,331	R 9,302,485.50	R 1,860,497.10	
Ptn10 New 10/11	190032	MABHILA P	PINETOWN	R 6,983,982			698,398	R 5,237,986.50	R 1,047,597.30	
Ptn11 New 10/11	286306	OHLANGE S	PINETOWN	R 14,736,780			1,473,678	R 11,052,585.00	R 2,210,517.00	
Ptn12 New 11/12+	111814	BOTATE P	PINETOWN	R 11,730,600				R 1,759,590.00	R 8,797,950.00	R 1,173,060.00
Ptn13 New 11/12+	166315	INTSHISEKELO S	PINETOWN	R 13,419,054				R 2,012,858.10	R 10,064,290.50	R 1,341,905.40
Ptn14 New 11/12+	249232	PHOENIX TECHNICAL S	PINETOWN	R 1,231,200				R 184,680.00	R 923,400.00	R 123,120.00
Ptn15 New 11/12+	248381	PHEPHILE P	PINETOWN	R 12,266,856				R 1,840,028.40	R 9,200,142.00	R 1,226,685.60
Ptn16 New 11/12+	286084	UDUMO P	PINETOWN	R 8,652,942				R 1,297,941.30	R 6,489,706.50	R 865,294.20
Ptn17 New 11/12+	116513	CHRISTIANENBURG P	PINETOWN	R 10,513,422				R 1,577,013.30	R 7,885,066.50	R 1,051,342.20
Ptn18 New 11/12+	288748	UMQHELE S	PINETOWN	R 6,750,054				R 1,012,508.10	R 5,062,540.50	R 675,005.40

Upgrades and Additions Project List

Upgrades and Additions District Priorities	EMIS No.	Name of School	Education District	TOTAL (Incl VAT + Fees)	2008/9	2009/10	2010/11	2011/12	2012/13	2013/14
Ptn19 New 11/12+	293373	VUKUZIPHATHE JP	PINETOWN	R 6,584,526				R 987,678.90	R 4,938,394.50	R 658,452.60
Ptn20 New 11/12+	296222	WILIWILI P	PINETOWN	R 6,809,220				R 1,021,383.00	R 5,106,915.00	R 680,922.00
Ptn21 New 11/12+	249787	PHUMELELA SP	PINETOWN	R 8,015,112				R 1,202,266.80	R 6,011,334.00	R 801,511.20
Ptn22 New 11/12+	163170	INGCINDEZI P	PINETOWN	R 5,426,856				R 814,028.40	R 4,070,142.00	R 542,685.60
Ptn23 New 11/12+	134236	EMPILWENI P	PINETOWN	R 4,931,640				R 739,746.00	R 3,698,730.00	R 493,164.00
Ptn24 New 11/12+	294187	VUSUKUKHANYA P	PINETOWN	R 12,030,534				R 1,804,580.10	R 9,022,900.50	R 1,203,053.40
Ptn25 New 11/12+	165982	INTAKEMAZOLO C	PINETOWN	R 7,728,858				R 1,159,328.70	R 5,796,643.50	R 772,885.80
Ptn26 New 11/12+	172790	KHABAZELA H	PINETOWN	R 7,201,494				R 1,080,224.10	R 5,401,120.50	R 720,149.40
Ptn27 New 11/12+	119214	DABEKA S	PINETOWN	R 7,339,662				R 1,100,949.30	R 5,504,746.50	R 733,966.20
Ptn28 New 11/12+	282273	THOKOZAMNGANGA H	PINETOWN	R 6,872,148				R 1,030,822.20	R 5,154,111.00	R 687,214.80
Ptn29 New 11/12+	129611	ELANGABINI JP	PINETOWN	R 4,576,986				R 686,547.90	R 3,432,739.50	R 457,698.60
Ptn30 New 11/12+	104081	ASIZENZELE P	PINETOWN	R 5,259,960				R 788,994.00	R 3,944,970.00	R 525,996.00
Ptn31 New 11/12+	402005	MATABETULU P	PINETOWN	R 4,877,946				R 731,691.90	R 3,658,459.50	R 487,794.60
Ptn32 New 11/12+	196100	MANDLAKAYISE P	PINETOWN	R 8,321,886				R 1,248,282.90	R 6,241,414.50	R 832,188.60
Ptn33 New 11/12+	184001	KWAVUTHA S	PINETOWN	R 4,781,160				R 717,174.00	R 3,585,870.00	R 478,116.00
Ptn34 New 11/12+	148222	GEORGE CATO P	PINETOWN	R 848,160				R 127,224.00	R 636,120.00	R 84,816.00
Ptn35 New 11/12+	305028	EMNGCWINI JP	PINETOWN	R 4,035,600				R 605,340.00	R 3,026,700.00	R 403,560.00
Ptn36 New 11/12+	145299	FOREST VIEW P	PINETOWN	R 5,815,368				R 872,305.20	R 4,361,526.00	R 581,536.80
Ptn37 New 11/12+	188848	LUPHAPHE H	PINETOWN	R 6,026,040				R 903,906.00	R 4,519,530.00	R 602,604.00
Ptn38 New 11/12+	178821	KWABAZOTHINI H	PINETOWN	R 3,290,040				R 493,506.00	R 2,467,530.00	R 329,004.00
Ptn39 New 11/12+	306360	MAQHUTSHANA JS	PINETOWN	R 5,506,200				R 825,930.00	R 4,129,650.00	R 550,620.00
Ptn40 New 11/12+	160469	IMBEKA S	PINETOWN	R 2,811,240				R 421,686.00	R 2,108,430.00	R 281,124.00
Ptn41 New 11/12+	220483	MUKELANI SP	PINETOWN	R 6,016,122				R 902,418.30	R 4,512,091.50	R 601,612.20
Ptn42 New 11/12+	219521	MTHUBI P	PINETOWN	R 1,846,800				R 277,020.00	R 1,385,100.00	R 184,680.00
Ptn43 New 11/12+	182484	KWANONGQANGA P	PINETOWN	R 1,723,680				R 258,552.00	R 1,292,760.00	R 172,368.00
Ptn44 New 11/12+	191105	MADIKANE SP	PINETOWN	R 1,545,840				R 231,876.00	R 1,159,380.00	R 154,584.00
Ptn Remove	175121	KHULANI JP	PINETOWN	R 1,915,200				R 287,280.00	R 1,436,400.00	R 191,520.00

Upgrades and Additions Project List

Upgrades and Additions District Priorities	EMIS No.	Name of School	Education District	TOTAL (Incl VAT + Fees)	2008/9	2009/10	2010/11	2011/12	2012/13	2013/14
Sis 001 FT5 DoE	424427	DRIEFONTEIN JS	SISONKE	R 3,747,636	3,372,872	374,764				
Sis 002 FT5 DoE	170274	IXOPO VILLAGE I	SISONKE	R 9,989,136	8,990,222	998,914				
Sis 003 FT5 DoE	429459	ZAMUKULUNGISA SP	SISONKE	R 5,155,992	4,640,393	515,599				
Sis 004 FT5 DoE	426610	MARANJANA SP	SISONKE	R 2,017,800	1,816,020	201,780				
Sis 005 FT5 DoE	423761	BOMVINI C	SISONKE	R 6,838,290	6,154,461	683,829				
Sis 006 FT5 DoE	423983	CABANE JS	SISONKE	R 8,039,736	7,235,762	803,974				
Sis 007 FT5 DoE	428349	STRAALHOEK SP	SISONKE	R 3,828,348	3,445,513	382,835				
Sis 008 FT5 DoE	429496	ZIBUKELI SP	SISONKE	R 3,899,826	3,509,843	389,983				
Sis 009 FT5 DoE	223369	NCAKUBANA P	SISONKE	R 5,268,168	4,741,351	526,817				
Sis 010 FT5 DoE	428460	SYRIA SP	SISONKE	R 6,323,580	5,691,222	632,358				
Sis 011 FT5 DoE	429422	ZAMOKUHLE JP	SISONKE	R 2,341,674	2,107,507	234,167				
Sis 012 FT5 DoE	429274	ZAKHELE JP	SISONKE	R 5,792,454	5,213,209	579,245				
Sis 013 FT5 DoE	426018	KHAYELITSHA JP	SISONKE	R 2,971,980	2,674,782	297,198				
Sis 014 FT5 DoE	424649	EDGERTON JS	SISONKE	R 2,872,800	2,585,520	287,280				
Sis 015 DoW1	425389	GINYIQHINGA SS	SISONKE	R 6,224,400	2,800,980	3,236,688	186,732			
Sis 016 DoW1	170237	IXOPO STATE AIDED P	SISONKE	R 6,614,964	2,976,734	3,439,781	198,449			
Sis 017 DoW1	426314	LUKHASINI JS	SISONKE	R 6,502,104	2,925,947	3,381,094	195,063			
Sis 018 DoW1	423946	BUNGENDE JS	SISONKE	R 7,966,548	3,584,947	4,142,605	238,996			
Sis 019 DoW2	211788	MKHAZENI P	SISONKE	R 9,246,312	2,311,578	5,085,472	1,849,262			
Sis 020 DoW2	273874	SONYONGWANA H	SISONKE	R 13,172,130	3,293,033	7,244,672	2,634,426			
Sis 021 DoW2	429311	ZAMANI SP	SISONKE	R 2,188,800	547,200	1,203,840	437,760			
Sis 022 It08/09	226662	NEW MARKET P	SISONKE	R 5,659,416	2,263,766	3,112,679	282,971			
Sis 023 It08/09	177341	KRAANSDRAAI P	SISONKE	R 2,832,444	1,132,978	1,557,844	141,622			
Sis 024 DoW2	New	New AMAKHUZE Area S	SISONKE	R 12,024,720	1,202,472	9,018,540	1,803,708			
Sis Mud IDT 08/09	426573	MANGENI JS	SISONKE	R 5,279,112	4,751,201	527,911				
Sis01 New 08/09	427017	MT SHEBA JS	SISONKE	R 6,384,456	957,668	4,149,896	1,276,891			
Sis02 New 08/09	426832	MLOZANA JS	SISONKE	R 5,054,760	758,214	3,285,594	1,010,952			
Sis03 New 08/09	429607	ZWELIBANZI JS	SISONKE	R 9,617,382	1,442,607	6,251,298	1,923,476			
Sis04 New 08/09	429644	ZWELINZIMA SS	SISONKE	R 7,697,394	1,154,609	5,003,306	1,539,479			
Sis05 New 08/09	423872	BRANDWOOD JS	SISONKE	R 8,403,282	1,260,492	5,462,133	1,680,656			
Sis06 New 08/09	429681	ZWELONKE JS	SISONKE	R 7,816,752	1,172,513	5,080,889	1,563,350			
Sis07 New 08/09	425093	ENTSIKENI JS	SISONKE	R 10,295,226	1,544,284	6,691,897	2,059,045			
Sis08 New 08/09	428645	TONJENI JS	SISONKE	R 7,250,400	1,087,560	4,712,760	1,450,080			
Sis09 New 08/09	297850	XOLOXOLO SP	SISONKE	R 8,495,280	1,274,292	5,521,932	1,699,056			
Sis10 New 09/10	423687	BLOEMFONTEIN SP	SISONKE	R 4,328,352	649,253	865,670	2,813,429			
Sis11 New 09/10	155918	HLABENI P	SISONKE	R 6,618,384	992,758	1,323,677	4,301,950			
Sis12 New 09/10	425574	HAMBANATHI SP	SISONKE	R 3,283,200	492,480	656,640	2,134,080			
Sis13 New 09/10	424390	DRC JS	SISONKE	R 7,283,916	1,092,587	1,456,783	4,734,545			
Sis14 New 09/10	425870	JIRAH SP	SISONKE	R 4,057,146	608,572	811,429	2,637,145			
Sis15 New 09/10	429533	ZIMEMA SP	SISONKE	R 3,160,080	474,012	632,016	2,054,052			
Sis16 New 10/11	423798	BONGINCEBA SP	SISONKE	R 6,842,736			684,274	R 5,132,052.00	R 1,026,410.40	
Sis17 New 11/12+	424612	EBUTA JS	SISONKE	R 5,694,984				R 854,247.60	R 4,271,238.00	R 569,498.40

Upgrades and Additions Project List

Upgrades and Additions District Priorities	EMIS No.	Name of School	Education District	TOTAL (Incl VAT + Fees)	2008/9	2009/10	2010/11	2011/12	2012/13	2013/14
Sis18 New 11/12+	427979	SIZAKANCANE SP	SISONKE	R 3,639,906				R 545,985.90	R 2,729,929.50	R 363,990.60
Sis19 New 11/12+	427091	MVOLOZANA SP	SISONKE	R 3,770,550				R 565,582.50	R 2,827,912.50	R 377,055.00
Sis20 New 11/12+	427757	QONDOKUHLE SP	SISONKE	R 5,702,850				R 855,427.50	R 4,277,137.50	R 570,285.00
Sis21 New 11/12+	428312	ST PAUL'S JS	SISONKE	R 6,908,400				R 1,036,260.00	R 5,181,300.00	R 690,840.00
Sis22 New 11/12+	424945	EMVUBUKAZI JS	SISONKE	R 4,685,400				R 702,810.00	R 3,514,050.00	R 468,540.00
Sis23 New 11/12+	423909	BUHLEBEZWE SP	SISONKE	R 3,549,960				R 532,494.00	R 2,662,470.00	R 354,996.00
Sis24 New 11/12+	429348	ZAMAZELA JP	SISONKE	R 3,804,408				R 570,661.20	R 2,853,306.00	R 380,440.80
Sis25 New 11/12+	428497	TEEKLOOF SP	SISONKE	R 3,919,320				R 587,898.00	R 2,939,490.00	R 391,932.00
Sis26 New 11/12+	428719	TSHAKA'S SP	SISONKE	R 3,030,120				R 454,518.00	R 2,272,590.00	R 303,012.00
Sis27 New 11/12+	117549	NOMZAMO P	SISONKE	R 14,228,910				R 2,134,336.50	R 10,671,682.50	R 1,422,891.00
Sis28 New 11/12+	442409	MADWALENI P	SISONKE	R 3,922,398				R 588,359.70	R 2,941,798.50	R 392,239.80
Sis29 New 11/12+	442372	MLINDELI P	SISONKE	R 3,311,928				R 496,789.20	R 2,483,946.00	R 331,192.80
Sis30 New 11/12+	426943	MSUDUKENI SS	SISONKE	R 11,137,572				R 1,670,635.80	R 8,353,179.00	R 1,113,757.20
Sis31 New 11/12+	425685	HOPEWELL JS	SISONKE	R 6,715,854				R 1,007,378.10	R 5,036,890.50	R 671,585.40
Sis32 New 11/12+	319532	FRANKLIN S	SISONKE	R 9,027,090				R 1,354,063.50	R 6,770,317.50	R 902,709.00
Sis33 New 11/12+	425722	IBISI JS	SISONKE	R 7,947,396				R 1,192,109.40	R 5,960,547.00	R 794,739.60
Sis34 New 11/12+	424168	CORINTH JS	SISONKE	R 7,309,566				R 1,096,434.90	R 5,482,174.50	R 730,956.60
Sis35 New 11/12+	429385	ZAMOKUHLE SS	SISONKE	R 3,967,200				R 595,080.00	R 2,975,400.00	R 396,720.00
Sis36 New 11/12+	192326	MAGIDIGIDI P	SISONKE	R 5,110,164				R 766,524.60	R 3,832,623.00	R 511,016.40
Sis37 New 11/12+	116106	CHARLTON P	SISONKE	R 2,301,660				R 345,249.00	R 1,726,245.00	R 230,166.00
Sis38 New 11/12+	424871	EMBUZWENI JS	SISONKE	R 4,781,160				R 717,174.00	R 3,585,870.00	R 478,116.00
Sis39 New 11/12+	424501	DUMAKUDE SS	SISONKE	R 2,161,440				R 324,216.00	R 1,621,080.00	R 216,144.00

Upgrades and Additions Project List

Upgrades and Additions District Priorities	EMIS No.	Name of School	Education District	TOTAL (Incl VAT + Fees)	2008/9	2009/10	2010/11	2011/12	2012/13	2013/14
Ugu 001 FT5 DoE	342842	MERLEWOOD S	UGU	R 7,865,316	7,078,784	786,532				
Ugu 002 DoW01	164132	INHLASANA P	UGU	R 6,702,858	3,016,286	3,485,486	201,086			
Ugu 003 DoW01	339771	SANYWANA HIGH	UGU	R 5,054,760	2,274,642	2,628,475	151,643			
Ugu 004 DoW02	126466	EBUMBENI JP	UGU	R 1,545,840	1,391,256	154,584				
Ugu Mud IDT 08/09	407148	ST FAITHS P	UGU	R 2,626,560	2,363,904	262,656		R 393,984.00	R 1,969,920.00	R 262,656.00
Ugu01 New 08/09	223776	NCIYA C	UGU	R 6,739,452	1,010,918	4,380,644	1,347,890			
Ugu02 New 08/09	212898	MLONDE H	UGU	R 5,896,080	884,412	3,832,452	1,179,216			
Ugu03 New 09/10	207903	MERLEWOOD P	UGU	R 15,192,666	2,278,900	3,038,533	9,875,233			
Ugu04 New 09/10	323862	NOBENGELA CP	UGU	R 8,879,346	1,331,902	1,775,869	5,771,575			
Ugu05 New 09/10	268398	SISTER JOANS H	UGU	R 8,032,554	1,204,883	1,606,511	5,221,160			
Ugu06 New 09/10	300847	ZITHOKOZISE H	UGU	R 3,023,280	453,492	604,656	1,965,132			
Ugu07 New 09/10	299737	ZIBONELE JS	UGU	R 8,524,350	1,278,653	1,704,870	5,540,828			
Ugu08 New 10/11	407074	NONGWINYA P	UGU	R 4,715,154			471,515	R 3,536,365.50	R 707,273.10	
Ugu09 New 10/11	232360	NKONKA H	UGU	R 13,220,352			1,322,035	R 9,915,264.00	R 1,983,052.80	
Ugu10 New 10/11	210123	MHLABULUNGILE P	UGU	R 6,594,102			659,410	R 4,945,576.50	R 989,115.30	
Ugu11 New 10/11	181522	KWAMPHIKWA P	UGU	R 9,608,148			960,815	R 7,206,111.00	R 1,441,222.20	
Ugu12 New 10/11	307803	QWEMBE CP	UGU	R 5,369,400			536,940	R 4,027,050.00	R 805,410.00	
Ugu13 New 10/11	206201	MDLANGATHI S	UGU	R 11,229,570			1,122,957	R 8,422,177.50	R 1,684,435.50	
Ugu14 New 11/12+	165057	INKULU P	UGU	R 4,781,160				R 717,174.00	R 3,585,870.00	R 478,116.00
Ugu15 New 11/12+	146816	GALENI H	UGU	R 8,891,316				R 1,333,697.40	R 6,668,487.00	R 889,131.60
Ugu16 New 11/12+	271617	SIZOPHUMELELA H	UGU	R 10,030,860				R 1,504,629.00	R 7,523,145.00	R 1,003,086.00
Ugu17 New 11/12+	194213	MAKHANDA H	UGU	R 8,525,718				R 1,278,857.70	R 6,394,288.50	R 852,571.80
Ugu18 New 11/12+	245865	PADDOCK P	UGU	R 4,311,252				R 646,687.80	R 3,233,439.00	R 431,125.20
Ugu19 New 11/12+	308062	AMANDLALATHI P	UGU	R 5,357,772				R 803,665.80	R 4,018,329.00	R 535,777.20
Ugu20 New 11/12+	334739	SINOMUSA S	UGU	R 6,501,420				R 975,213.00	R 4,876,065.00	R 650,142.00
Ugu21 New 11/12+	342768	MMOYENI JP	UGU	R 3,660,084				R 549,012.60	R 2,745,063.00	R 366,008.40
Ugu22 New 11/12+	263181	SIBONGIFUNDO H	UGU	R 3,659,400				R 548,910.00	R 2,744,550.00	R 365,940.00
Ugu23 New 11/12+	203685	MBAMBI H	UGU	R 14,171,112				R 2,125,666.80	R 10,628,334.00	R 1,417,111.20
Ugu24 New 11/12+	105339	BANGIBIZO JP	UGU	R 5,955,246				R 893,286.90	R 4,466,434.50	R 595,524.60
Ugu25 New 11/12+	164761	INKATHA P	UGU	R 7,361,550				R 1,104,232.50	R 5,521,162.50	R 736,155.00
Ugu26 New 11/12+	223443	NCAZUKA JP	UGU	R 1,545,840				R 231,876.00	R 1,159,380.00	R 154,584.00
Ugu27 New 11/12+	189218	LUTHULI H	UGU	R 8,317,440				R 1,247,616.00	R 6,238,080.00	R 831,744.00
Ugu28 New 11/12+	223036	NANI JS	UGU	R 6,039,720				R 905,958.00	R 4,529,790.00	R 603,972.00
Ugu29 New 11/12+	320901	SIYATHOKOZA LP	UGU	R 3,397,770				R 509,665.50	R 2,548,327.50	R 339,777.00
Ugu30 New 11/12+	117882	CONISTON P	UGU	R 5,269,194				R 790,379.10	R 3,951,895.50	R 526,919.40
Ugu31 New 11/12+	219669	MTHUSI H	UGU	R 7,822,908				R 1,173,436.20	R 5,867,181.00	R 782,290.80
Ugu32 New 11/12+	264069	SIDUMILE P	UGU	R 8,238,096				R 1,235,714.40	R 6,178,572.00	R 823,809.60
Ugu33 New 11/12+	170459	IZINGOLWENI P	UGU	R 8,796,924				R 1,319,538.60	R 6,597,693.00	R 879,692.40
Ugu34 New 11/12+	196914	MANGQUZUKA H	UGU	R 6,915,240				R 1,037,286.00	R 5,186,430.00	R 691,524.00
Ugu35 New 11/12+	150405	GOBUME H	UGU	R 12,122,532				R 1,818,379.80	R 9,091,899.00	R 1,212,253.20
Ugu36 New 11/12+	204832	MBONWA S	UGU	R 11,823,624				R 1,773,543.60	R 8,867,718.00	R 1,182,362.40
Ugu37 New 11/12+	237207	NQABENI P	UGU	R 5,604,012				R 840,601.80	R 4,203,009.00	R 560,401.20

Upgrades and Additions Project List

Upgrades and Additions District Priorities	EMIS No.	Name of School	Education District	TOTAL (Incl VAT + Fees)	2008/9	2009/10	2010/11	2011/12	2012/13	2013/14
Ugu38 New 11/12+	193399	MAHLASHANA SP	UGU	R 5,716,872				R 857,530.80	R 4,287,654.00	R 571,687.20
Ugu39 New 11/12+	164613	INKANYEZI YAMACHI P	UGU	R 11,538,054				R 1,730,708.10	R 8,653,540.50	R 1,153,805.40
Ugu40 New 11/12+	262293	SHONKWENI JP	UGU	R 6,316,398				R 947,459.70	R 4,737,298.50	R 631,639.80
Ugu41 New 11/12+	318903	BHEKIZIZWE JP	UGU	R 4,804,074				R 720,611.10	R 3,603,055.50	R 480,407.40



Upgrades and Additions Project List

Upgrades and Additions District Priorities	EMIS No.	Name of School	Education District	TOTAL (Incl VAT + Fees)	2008/9	2009/10	2010/11	2011/12	2012/13	2013/14
uMg 001 FT5 DoE	229770	NHLAMBAMASOKA P	UMGUNGUNDLOVU	R 4,781,160	4,303,044	478,116				
uMg 002 FT5 DoE	158915	HUBA H	UMGUNGUNDLOVU	R 7,485,696	6,737,126	748,570				
uMg 003 FT5 DoE	248048	PHAYIPHINI S	UMGUNGUNDLOVU	R 8,932,698	8,039,428	893,270				
uMg 004 FT5 DoE	224553	NDABIKHONA P	UMGUNGUNDLOVU	R 14,069,196	12,662,276	1,406,920				
uMg 005 It08/09	341880	MT PLEASANT	UMGUNGUNDLOVU	R 10,149,534	4,059,814	5,582,244	507,477			
uMg 006 DoW01	200947	MASIJABULE H	UMGUNGUNDLOVU	R 12,084,228	5,437,903	6,283,799	362,527			
uMg01 New 08/09	100603	ALBERT FALLS P	UMGUNGUNDLOVU	R 12,214,872	1,832,231	7,939,667	2,442,974			
uMg02 New 08/09	284863	TRUSTFEED C	UMGUNGUNDLOVU	R 16,164,630	2,424,695	10,507,010	3,232,926			
uMg03 New 08/09	158767	relocate)	UMGUNGUNDLOVU	R 7,957,656	1,193,648	5,172,476	1,591,531			
uMg04 New 09/10	201502	MATHAFENI P	UMGUNGUNDLOVU	R 2,257,200	338,580	451,440	1,467,180			
uMg05 New 09/10	241573	NYANDA P	UMGUNGUNDLOVU	R 6,379,668	956,950	1,275,934	4,146,784			
uMg06 New 09/10	298775	ZAMAZULU S	UMGUNGUNDLOVU	R 8,849,592	1,327,439	1,769,918	5,752,235			
uMg07 New 09/10	154734	HENRYVILLE P	UMGUNGUNDLOVU	R 10,703,232	1,605,485	2,140,646	6,957,101			
uMg08 New 09/10	341510	EYETHU P	UMGUNGUNDLOVU	R 6,983,298	1,047,495	1,396,660	4,539,144			
uMg09 New 10/11	255559	RICHLEA P (Relocate)	UMGUNGUNDLOVU	R 7,319,484			731,948	R 5,489,613.00	R 1,097,922.60	
uMg10 New 10/11	164169	INHLAZUKA CP (Replace)	UMGUNGUNDLOVU	R 3,119,040			311,904	R 2,339,280.00	R 467,856.00	
uMg11 New 10/11	442298	SHIYAMPAHLA P	UMGUNGUNDLOVU	R 3,330,396			333,040	R 2,497,797.00	R 499,559.40	
uMg12 New 10/11	118511	CRANHAM P (Replace)	UMGUNGUNDLOVU	R 1,600,560			160,056	R 1,200,420.00	R 240,084.00	
uMg13 New 11/12+	343656	ZWELINJANI P	UMGUNGUNDLOVU	R 2,284,560				R 342,684.00	R 1,713,420.00	R 228,456.00
uMg14 New 11/12+	217153	MPOLWENI S (Replace old Prefabs)	UMGUNGUNDLOVU	R 11,216,574				R 1,682,486.10	R 8,412,430.50	R 1,121,657.40
uMg15 New 11/12+	New	EFAYE Area P	UMGUNGUNDLOVU	R 7,209,360				R 1,081,404.00	R 5,407,020.00	R 720,936.00
uMg16 New 11/12+	299182	ZAMUXOLO P	UMGUNGUNDLOVU	R 2,872,800				R 430,920.00	R 2,154,600.00	R 287,280.00
uMg17 New 11/12+	New	MID-ILLOVU P Area	UMGUNGUNDLOVU	R 8,850,960				R 1,327,644.00	R 6,638,220.00	R 885,096.00
uMg18 New 11/12+	272986	SOMBONGANGANI P	UMGUNGUNDLOVU	R 11,139,966				R 1,670,994.90	R 8,354,974.50	R 1,113,996.60
uMg19 New 11/12+	263292	SIBONGUMUSA H	UMGUNGUNDLOVU	R 10,326,006				R 1,548,900.90	R 7,744,504.50	R 1,032,600.60
uMg20 New 11/12+	275132	BERNARD MIZEKI P	UMGUNGUNDLOVU	R 3,034,566				R 455,184.90	R 2,275,924.50	R 303,456.60
uMg21 New 11/12+	269952	SIYANDA S	UMGUNGUNDLOVU	R 9,728,532				R 1,459,279.80	R 7,296,399.00	R 972,853.20
uMg22 New 11/12+	103674	ASANDE S	UMGUNGUNDLOVU	R 5,560,920				R 834,138.00	R 4,170,690.00	R 556,092.00
uMg23 New 11/12+	226477	ST JOSEPHS	UMGUNGUNDLOVU	R 5,506,200				R 825,930.00	R 4,129,650.00	R 550,620.00
uMg24 New 11/12+	261442	SHAYABANTU H	UMGUNGUNDLOVU	R 7,464,834				R 1,119,725.10	R 5,598,625.50	R 746,483.40
uMg25 New 11/12+	217264	MPOPHOMENI S	UMGUNGUNDLOVU	R 9,308,556				R 1,396,283.40	R 6,981,417.00	R 930,855.60
uMg26 New 11/12+	283161	THORNVILLE P	UMGUNGUNDLOVU	R 6,902,586				R 1,035,387.90	R 5,176,939.50	R 690,258.60
uMg27 New 11/12+	312724	IMBALI JS	UMGUNGUNDLOVU	R 4,740,120				R 711,018.00	R 3,555,090.00	R 474,012.00
uMg28 New 11/12+	264143	SIDUNGE P	UMGUNGUNDLOVU	R 4,069,800				R 610,470.00	R 3,052,350.00	R 406,980.00
uMg29 New 11/12+	233988	NOGQAZA P	UMGUNGUNDLOVU	R 10,249,056				R 1,537,358.40	R 7,686,792.00	R 1,024,905.60
uMg30 New 11/12+	227587	NGCEDOMHLOPHE H	UMGUNGUNDLOVU	R 11,258,640				R 1,688,796.00	R 8,443,980.00	R 1,125,864.00
uMg31 New 11/12+	156510	HLANZENI P (Relocate)	UMGUNGUNDLOVU	R 1,368,000				R 205,200.00	R 1,026,000.00	R 136,800.00
uMg32 New 11/12+	145225	FORBESDALE P	UMGUNGUNDLOVU	R 2,777,040				R 416,556.00	R 2,082,780.00	R 277,704.00
uMg33 New 11/12+	174381	KHETHUKUTHULA P	UMGUNGUNDLOVU	R 1,778,400				R 266,760.00	R 1,333,800.00	R 177,840.00
uMg34 New 11/12+	279831	TETELEGU P	UMGUNGUNDLOVU	R 6,272,280				R 940,842.00	R 4,704,210.00	R 627,228.00
uMg35 New 11/12+	146705	GAGISA P	UMGUNGUNDLOVU	R 5,520,222				R 828,033.30	R 4,140,166.50	R 552,022.20
uMg36 New 11/12+	102638	AMATHULI P	UMGUNGUNDLOVU	R 7,800,336				R 1,170,050.40	R 5,850,252.00	R 780,033.60



Upgrades and Additions Project List

Upgrades and Additions District Priorities	EMIS No.	Name of School	Education District	TOTAL (Incl VAT + Fees)	2008/9	2009/10	2010/11	2011/12	2012/13	2013/14
uMg37 New 11/12+	181337	KWAMNCANE H	UMGUNGUNDLOVU	R 7,399,170				R 1,109,875.50	R 5,549,377.50	R 739,917.00
uMg38 New 11/12+	289969	UNOBHALA H	UMGUNGUNDLOVU	R 5,042,448				R 756,367.20	R 3,781,836.00	R 504,244.80
uMg39 New 11/12+	205831	MCONJWANA H	UMGUNGUNDLOVU	R 6,891,300				R 1,033,695.00	R 5,168,475.00	R 689,130.00
uMg40 New 11/12+	192400	MAGODA P	UMGUNGUNDLOVU	R 7,538,706				R 1,130,805.90	R 5,654,029.50	R 753,870.60
uMg41 New 11/12+	312761	MATOMELA H	UMGUNGUNDLOVU	R 8,205,948				R 1,230,892.20	R 6,154,461.00	R 820,594.80
uMg42 New 11/12+	211603	MKHABELA P	UMGUNGUNDLOVU	R 6,115,302				R 917,295.30	R 4,586,476.50	R 611,530.20
uMg43 New 11/12+	146187	FUNUNDU H	UMGUNGUNDLOVU	R 1,279,080				R 191,862.00	R 959,310.00	R 127,908.00
uMg44 New 11/12+	109261	BHEKUXIMBA H	UMGUNGUNDLOVU	R 8,153,622				R 1,223,043.30	R 6,115,216.50	R 815,362.20
uMg45 New 11/12+	160691	IMBUBU P	UMGUNGUNDLOVU	R 5,046,552				R 756,982.80	R 3,784,914.00	R 504,655.20
uMg46 New 11/12+	174566	KHOBONGWANE P	UMGUNGUNDLOVU	R 7,509,294				R 1,126,394.10	R 5,631,970.50	R 750,929.40



Upgrades and Additions Project List

Upgrades and Additions District Priorities	EMIS No.	Name of School	Education District	TOTAL (Incl VAT + Fees)	2008/9	2009/10	2010/11	2011/12	2012/13	2013/14
Uml 001FT5 DoE	159618	IGUGULABANGUNI JP	UMLAZI	R 6,165,918	5,549,326	616,592				
Uml 002 FT 5 DoE	244200	OPHAPHENI P	UMLAZI	R 5,342,040	4,807,836	534,204				
Uml 003 It08/09	101380	AMAGCINO P	UMLAZI	R 12,165,282	4,866,113	6,690,905	608,264			
Uml 004 It08/09	218781	MSIZI DUBE P	UMLAZI	R 8,621,478	3,448,591	4,741,813	431,074			
Uml 005 It08/09	291079	VELABAHLEKE H	UMLAZI	R 8,631,054	3,452,422	4,747,080	431,553			
Uml 006 It08/09	186702	LINDELANI HP	UMLAZI	R 8,392,338	3,356,935	4,615,786	419,617			
Uml 007 It08/09	279239	SWELIHLE S	UMLAZI	R 8,322,228	3,328,891	4,577,225	416,111			
Uml 008 It08/09	293928	VUMOKUHL JP	UMLAZI	R 10,115,676	4,046,270	5,563,622	505,784			
Uml 009 It08/09	243571	OKUMHLOPHE SS	UMLAZI	R 5,560,920	2,224,368	3,058,506	278,046			
Uml 010 It08/09	257927	SANDAKAHLE P	UMLAZI	R 12,825,000	5,130,000	7,053,750	641,250			
Uml 011 It08/09	273282	SOMPUKWANE S	UMLAZI	R 10,644,066	4,257,626	5,854,236	532,203			
Uml 012 It08/09	268287	SISHOSONKE H	UMLAZI	R 6,409,080	2,563,632	3,524,994	320,454			
Uml 013 It08/09	180412	KWAMAKHUTHA COMPREHENSIVE H	UMLAZI	R 7,258,608	2,903,443	3,992,234	362,930			
Uml 014 It09/10	219336	MTHOMBENI P	UMLAZI	R 7,834,536		1,175,180	5,875,902	R 783,453.60		
Uml 015 It09/10	279424	TAFELIKOPO P	UMLAZI	R 2,975,400		446,310	2,231,550	R 297,540.00		
Uml 016 It09/10	244607	ORIENT HILL P	UMLAZI	R 6,059,556		908,933	4,544,667	R 605,955.60		
Uml 017 It09/10	244681	ORISSA P	UMLAZI	R 4,120,758		618,114	3,090,569	R 412,075.80		
Uml 018 It09/10	162134	INCOPHELELO JP	UMLAZI	R 9,415,602		1,412,340	7,061,702	R 941,560.20		
Uml01 New 08/09	260961	SEWULA JP	UMLAZI	R 7,927,218	1,189,083	5,152,692	1,585,444			
Uml02 New 08/09	106745	BECHET S	UMLAZI	R 9,215,190	1,382,279	5,989,874	1,843,038			
Uml03 New 09/10	123765	DUFFS ROAD P	UMLAZI	R 9,498,708	1,424,806	1,899,742	6,174,160			
Uml04 New 09/10	173012	KHALIPHA SP	UMLAZI	R 13,338,342	2,000,751	2,667,668	8,669,922			
Uml05 New 09/10	160913	IMISEBE CP	UMLAZI	R 12,784,302	1,917,645	2,556,860	8,309,796			
Uml06 New 09/10	150590	GOKUL P	UMLAZI	R 4,887,180	733,077	977,436	3,176,667			
Uml07 New 10/11	340177	CATO CREST P	UMLAZI	R 5,556,816			555,682	R 4,167,612.00	R 833,522.40	
Uml08 New 10/11	169201	ISOLEMAMBA S	UMLAZI	R 11,762,406			1,176,241	R 8,821,804.50	R 1,764,360.90	
Uml09 New 10/11	236245	NORTHDENE PREP	UMLAZI	R 3,707,280			370,728	R 2,780,460.00	R 556,092.00	
Uml10 New 10/11	282680	THOLISU P	UMLAZI	R 6,540,408			654,041	R 4,905,306.00	R 981,061.20	
Uml11 New 10/11	115440	CELUBUHLE SP	UMLAZI	R 8,727,840			872,784	R 6,545,880.00	R 1,309,176.00	
Uml12 New 11/12+	117031	CLAREVILLE P	UMLAZI	R 7,312,644			731,264	R 5,484,483.00	R 1,096,896.60	
Uml13 New 11/12+	262515	SIBAMBANEZULU H	UMLAZI	R 6,994,926				R 1,049,238.90	R 5,246,194.50	R 699,492.60
Uml14 New 11/12+	208976	MGADA CP	UMLAZI	R 6,664,212				R 999,631.80	R 4,998,159.00	R 666,421.20
Uml15 New 11/12+	252895	QHOSHEYIPHETHE JP	UMLAZI	R 7,650,540				R 1,147,581.00	R 5,737,905.00	R 765,054.00
Uml16 New 11/12+	179635	KWAGUMBI P	UMLAZI	R 6,702,516				R 1,005,377.40	R 5,026,887.00	R 670,251.60
Uml17 New 11/12+	158952	HUBHUSHE SP	UMLAZI	R 11,911,176				R 1,786,676.40	R 8,933,382.00	R 1,191,117.60
Uml18 New 11/12+	168128	ISIKHUMBUZO P	UMLAZI	R 9,312,318				R 1,396,847.70	R 6,984,238.50	R 931,231.80
Uml19 New 11/12+	258593	SAPHINDA CP	UMLAZI	R 9,793,170				R 1,468,975.50	R 7,344,877.50	R 979,317.00
Uml20 New 11/12+	205942	MCOTHOYI S	UMLAZI	R 5,568,786				R 835,317.90	R 4,176,589.50	R 556,878.60
Uml21 New 11/12+	121915	DLAMBULA P	UMLAZI	R 7,780,500				R 1,167,075.00	R 5,835,375.00	R 778,050.00
Uml22 New 11/12+	302771	MAYVILLE P	UMLAZI	R 9,099,594				R 1,364,939.10	R 6,824,695.50	R 909,959.40
Uml23 New 11/12+	413882	NSIMBINI P (MAYVILLE)	UMLAZI	R 6,724,062				R 1,008,609.30	R 5,043,046.50	R 672,406.20
Uml24 New 11/12+	159544	IGAGASI H	UMLAZI	R 9,755,208				R 1,463,281.20	R 7,316,406.00	R 975,520.80

Upgrades and Additions Project List

Upgrades and Additions District Priorities	EMIS No.	Name of School	Education District	TOTAL (Incl VAT + Fees)	2008/9	2009/10	2010/11	2011/12	2012/13	2013/14
Uml25 New 11/12+	276982	BAHLEBONKE P	UMLAZI	R 5,962,770				R 894,415.50	R 4,472,077.50	R 596,277.00
Uml26 New 11/12+	287379	UMGABABA P	UMLAZI	R 6,896,430				R 1,034,464.50	R 5,172,322.50	R 689,643.00
Uml27 New 11/12+	141007	ESIPHETHWINI JP	UMLAZI	R 4,959,000				R 743,850.00	R 3,719,250.00	R 495,900.00
Uml28 New 11/12+	256336	ROSEHILL P	UMLAZI	R 1,771,560				R 265,734.00	R 1,328,670.00	R 177,156.00
Uml29 New 11/12+	221963	KHULANGOLWAZI SPECIAL	UMLAZI	R 855,000				R 128,250.00	R 641,250.00	R 85,500.00
Uml Remove	110926	BONELA P	UMLAZI	R 4,651,200				R 697,680.00	R 3,488,400.00	R 465,120.00
Uml Remove	199245	MARGOT FONTEYN S	UMLAZI	R 5,909,760				R 886,464.00	R 4,432,320.00	R 590,976.00
Uml Remove	288341	UMLAZI SS	UMLAZI	R 11,246,670				R 1,687,000.50	R 8,435,002.50	R 1,124,667.00
Uml Remove	225737	NDONGENI SP	UMLAZI	R 13,090,050				R 1,963,507.50	R 9,817,537.50	R 1,309,005.00



Upgrades and Additions Project List

Upgrades and Additions District Priorities	EMIS No.	Name of School	Education District	TOTAL (Incl VAT + Fees)	2008/9	2009/10	2010/11	2011/12	2012/13	2013/14
Umz 001 FT5 DoE	113701	BUNYEBETHU H	UMZINYATHI	R 5,314,680	4,783,212	531,468				
Umz 002 FT5 DoE	113812	BUSANA H	UMZINYATHI	R 9,731,268	8,758,141	973,127				
Umz 003 FT5 DoE	136678	ENGUDUMENI P	UMZINYATHI	R 1,785,240	1,606,716	178,524				
Umz 004 FT5 DoE	187590	LOOTSHOEK P	UMZINYATHI	R 4,146,066	3,731,459	414,607				
Umz 005 FT5 DoE	202020	MATIMATOLO P	UMZINYATHI	R 10,928,268	9,835,441	1,092,827				
Umz 006 FT5 DoE	300773	ZISIZE P	UMZINYATHI	R 1,641,600	1,477,440	164,160				
Umz 007 FT5 DoE	114108	CABANGOKUHLE H	UMZINYATHI	R 7,149,168	6,434,251	714,917				
Umz 008 FT5 DoE	106338	BATTERSEA PARK P	UMZINYATHI	R 1,545,840	1,391,256	154,584				
Umz 009 FT5 DoE	440152	UKUKHANYA KOMSINGA	UMZINYATHI	R 5,629,320	5,066,388	562,932				
Umz 010 FT5 DoE	121286	DIMANE P	UMZINYATHI	R 3,035,934	2,732,341	303,593				
Umz 011 FT5 DoE	327226	MPUNGANENI JP	UMZINYATHI	R 2,168,280	1,951,452	216,828				
Umz 012 FT5 DoE	341917	BHAMBATHA	UMZINYATHI	R 1,744,200	1,569,780	174,420				
Umz 013 FT5 DoE	414400	DLANGAMANDLA	UMZINYATHI	R 1,846,800	1,662,120	184,680				
Umz 014 FT5 DoE	145891	FUNDOKUHLE H	UMZINYATHI	R 9,196,722	8,277,050	919,672				
Umz 015 DoW01	446960	SAKHISIZWE S	UMZINYATHI	R 3,139,218	1,412,648	1,632,393	94,177			
Umz 016 DoW01	446886	JOJINGWENYA P	UMZINYATHI	R 2,690,172	1,240,577	1,398,889	80,705			
Umz 017 DoW02	446590	KUBUYAKWEZWE P	UMZINYATHI	R 2,452,482	613,121	1,348,865	490,496			
Umz01 New 08/09	187220	LIVANGELI P	UMZINYATHI	R 8,585,226	1,287,784	5,580,397	1,717,045			
Umz02 New 09/10	238206	NSINGABANTU P	UMZINYATHI	R 6,103,674	915,551	1,220,735	3,967,388			
Umz03 New 09/10	134014	EMPATHE P	UMZINYATHI	R 8,902,602	1,335,390	1,780,520	5,786,691			
Umz04 New 09/10	254005	QUARME P (Relocate)	UMZINYATHI	R 834,480	125,172	166,896	542,412			
Umz05 New 09/10	124727	DUNDEE JS	UMZINYATHI	R 12,686,832	1,903,025	2,537,366	8,246,441			
Umz06 New 09/10	134273	EMPISINI P (Relocate)	UMZINYATHI	R 1,793,790	269,069	358,758	1,165,964			
Umz07 New 10/11	415066	MAHLOKOHLOKO S	UMZINYATHI	R 4,617,000			461,700	R 3,462,750.00	R 692,550.00	
Umz08 New 10/11	415029	MABASO S	UMZINYATHI	R 4,302,360			430,236	R 3,226,770.00	R 645,354.00	
Umz09 New 10/11	225256	NDLANGAMANDLA S	UMZINYATHI	R 7,411,140			741,114	R 5,558,355.00	R 1,111,671.00	
Umz10 New 10/11	136382	ENG CUBA	UMZINYATHI	R 2,120,400			212,040	R 1,590,300.00	R 318,060.00	
Umz11 New 10/11	140748	ESIMANYAMA P	UMZINYATHI	R 2,052,000			205,200	R 1,539,000.00	R 307,800.00	
Umz12 New 11/12+	401302	EBRAHIM LOCKAT S	UMZINYATHI	R 1,915,200				R 287,280.00	R 1,436,400.00	R 191,520.00
Umz13 New 11/12+	200281	MASHESHELENG P	UMZINYATHI	R 5,663,520				R 849,528.00	R 4,247,640.00	R 566,352.00
Umz14 New 11/12+	447293	SIYABONGA S	UMZINYATHI	R 2,874,852				R 431,227.80	R 2,156,139.00	R 287,485.20
Umz15 New 11/12+	309417	ZICOLE S	UMZINYATHI	R 6,680,286				R 1,002,042.90	R 5,010,214.50	R 668,028.60
Umz16 New 11/12+	321271	UBONGUMENZI S	UMZINYATHI	R 12,261,726				R 1,839,258.90	R 9,196,294.50	R 1,226,172.60
Umz17 New 11/12+	147038	GANGEYANA P	UMZINYATHI	R 8,539,740				R 1,280,961.00	R 6,404,805.00	R 853,974.00
Umz18 New 11/12+	325672	KUSAKUSA P	UMZINYATHI	R 6,218,244				R 932,736.60	R 4,663,683.00	R 621,824.40
Umz19 New 11/12+	239131	NTALANTALA S	UMZINYATHI	R 7,198,758				R 1,079,813.70	R 5,399,068.50	R 719,875.80
Umz20 New 11/12+	114034	BUZUBONA P	UMZINYATHI	R 6,830,082				R 1,024,512.30	R 5,122,561.50	R 683,008.20
Umz21 New 11/12+	300477	ZINDLALELE S	UMZINYATHI	R 6,700,806				R 1,005,120.90	R 5,025,604.50	R 670,080.60
Umz22 New 11/12+	209457	MGIDLA H	UMZINYATHI	R 8,159,436				R 1,223,915.40	R 6,119,577.00	R 815,943.60
Umz23 New 11/12+	446701	BHEKABANTU S	UMZINYATHI	R 5,437,800				R 815,670.00	R 4,078,350.00	R 543,780.00
Umz24 New 11/12+	245495	OVERTOUN P	UMZINYATHI	R 6,362,568				R 954,385.20	R 4,771,926.00	R 636,256.80
Umz25 New 11/12+	440707	SIYAMTHANDA P	UMZINYATHI	R 5,629,320				R 844,398.00	R 4,221,990.00	R 562,932.00

Upgrades and Additions Project List

Upgrades and Additions District Priorities	EMIS No.	Name of School	Education District	TOTAL (Incl VAT + Fees)	2008/9	2009/10	2010/11	2011/12	2012/13	2013/14
Umz26 New 11/12+	440855	XONGO P	UMZINYATHI	R 3,570,480				R 535,572.00	R 2,677,860.00	R 357,048.00
Umz27 New 11/12+	New	GOQWANA P	UMZINYATHI	R 5,116,320				R 767,448.00	R 3,837,240.00	R 511,632.00
Umz28 New 11/12+	440781	MHAYISE S	UMZINYATHI	R 6,450,120				R 967,518.00	R 4,837,590.00	R 645,012.00
Umz29 New 11/12+	New	NDABAKHANDE P	UMZINYATHI	R 5,116,320				R 767,448.00	R 3,837,240.00	R 511,632.00
Umz30 New 11/12+	New	MBONGELENI P	UMZINYATHI	R 5,116,320				R 767,448.00	R 3,837,240.00	R 511,632.00
Umz31 New 11/12+	New	KHANYISILE P	UMZINYATHI	R 5,116,320				R 767,448.00	R 3,837,240.00	R 511,632.00
Umz32 New 11/12+	185444	LANGAZELA H	UMZINYATHI	R 3,023,280				R 453,492.00	R 2,267,460.00	R 302,328.00
Umz33 New 11/12+	158888	LENEHA TUMISI S	UMZINYATHI	R 5,622,480				R 843,372.00	R 4,216,860.00	R 562,248.00
Umz34 New 11/12+	338143	SIFULENI LP	UMZINYATHI	R 7,329,402				R 1,099,410.30	R 5,497,051.50	R 732,940.20
Umz35 New 11/12+	159803	IKAHENG P	UMZINYATHI	R 2,585,520				R 387,828.00	R 1,939,140.00	R 258,552.00
Umz36 New 11/12+	136160	ENDUMENI P	UMZINYATHI	R 8,065,386				R 1,209,807.90	R 6,049,039.50	R 806,538.60
Umz37 New 11/12+	446775	KHULANI P	UMZINYATHI	R 6,586,920				R 988,038.00	R 4,940,190.00	R 658,692.00
Umz38 New 11/12+	303585	IMPOPHOMA P	UMZINYATHI	R 5,466,186				R 819,927.90	R 4,099,639.50	R 546,618.60
Umz39 New 11/12+	303659	NKONZA S	UMZINYATHI	R 4,104,000				R 615,600.00	R 3,078,000.00	R 410,400.00
Umz40 New 11/12+	157398	HLONIPHA P	UMZINYATHI	R 2,777,040				R 416,556.00	R 2,082,780.00	R 277,704.00
Umz41 New 11/12+	338180	MANQOBA S	UMZINYATHI	R 6,845,130				R 1,026,769.50	R 5,133,847.50	R 684,513.00
Umz42 New 11/12+	447034	MNJANI P	UMZINYATHI	R 3,030,120				R 454,518.00	R 2,272,590.00	R 303,012.00
Umz43 New 11/12+	447071	MPUNGANE P	UMZINYATHI	R 2,926,836				R 439,025.40	R 2,195,127.00	R 292,683.60
Umz44 New 11/12+	447108	MZAMOYETHU P	UMZINYATHI	R 3,720,276				R 558,041.40	R 2,790,207.00	R 372,027.60
Umz45 New 11/12+	446664	MACINGWANE S	UMZINYATHI	R 5,439,510				R 815,926.50	R 4,079,632.50	R 543,951.00

Upgrades and Additions Project List

Upgrades and Additions District Priorities	EMIS No.	Name of School	Education District	TOTAL (Incl VAT + Fees)	2008/9	2009/10	2010/11	2011/12	2012/13	2013/14
Vry 001 FT5 DoE	135087	EMTHUNZINI P	VRYHEID	R 2,141,604	1,927,444	214,160				
Vry 002 FT5 DoE	299811	ZICABANGELE P	VRYHEID	R 1,785,240	1,606,716	178,524				
Vry 003 FT5 DoE	201946	MATHUNJWA S	VRYHEID	R 9,343,440	8,409,096	934,344				
Vry 004 FT5 DoE	219891	MTSHEKULA H	VRYHEID	R 4,870,080	4,383,072	487,008				
Vry 005 FT5 DoE	302105	ZWELONKE H	VRYHEID	R 7,147,458	6,432,712	714,746				
Vry 006 FT5 DoE	152477	GUDU S	VRYHEID	R 6,811,272	6,130,145	681,127				
Vry 007 FT5 DoE	325711	NTABABOMVU JS	VRYHEID	R 1,374,840	1,237,356	137,484				
Vry 008 FT5 DoE	238983	NTABASUKA S	VRYHEID	R 3,919,320	3,527,388	391,932				
Vry 009 FT5 DoE	144374	FALAZA H	VRYHEID	R 8,361,900	7,525,710	836,190				
Vry 010 FT5 DoE	264735	SIHLENGENI COMBINED S	VRYHEID	R 9,059,580	8,153,622	905,958				
Vry 011 DoW02	150146	GOBENI C	VRYHEID	R 7,292,808	1,823,202	4,011,044	1,458,562			
Vry01 New 08/09	342953	MBANGOMUNI P	VRYHEID	R 3,344,076	501,611	2,173,649	668,815			
Vry02 New 09/10	287268	UMFOLOZI S	VRYHEID	R 6,019,884	902,983	1,203,977	3,912,925			
Vry03 New 09/10	303437	MTHONJENI P	VRYHEID	R 12,646,476	1,896,971	2,529,295	8,220,209			
Vry04 New 09/10	133792	EMPAKAMA P	VRYHEID	R 6,814,350	1,022,153	1,362,870	4,429,328			
Vry05 New 09/10	221075	MUZIWEPHAHLA S	VRYHEID	R 5,807,160	871,074	1,161,432	3,774,654			
Vry06 New 10/11	446331	TSHANIBEZWE S	VRYHEID	R 3,552,012			355,201	R 2,664,009.00	R 532,801.80	
Vry07 New 10/11	New	UMGNAMA C	VRYHEID	R 5,116,320			511,632	R 3,837,240.00	R 767,448.00	
Vry08 New 10/11	276945	ST VICTOR S	VRYHEID	R 10,345,500			1,034,550	R 7,759,125.00	R 1,551,825.00	
Vry09 New 10/11	321715	MHLABAMUNI P	VRYHEID	R 3,292,776			329,278	R 2,469,582.00	R 493,916.40	
Vry10 New 11/12+	New	QUEEN THOMO P	VRYHEID	R 4,295,520				R 644,328.00	R 3,221,640.00	R 429,552.00
Vry11 New 11/12+	New	MANKULUKHANYA P	VRYHEID	R 4,295,520				R 644,328.00	R 3,221,640.00	R 429,552.00
Vry12 New 11/12+	343397	SILETHUKUKHANYA	VRYHEID	R 4,616,658				R 692,498.70	R 3,462,493.50	R 461,665.80
Vry13 New 11/12+	234654	NOMATIYELA HP	VRYHEID	R 1,176,480				R 176,472.00	R 882,360.00	R 117,648.00
Vry14 New 11/12+	177082	KONFOOR C	VRYHEID	R 6,280,488				R 942,073.20	R 4,710,366.00	R 628,048.80
Vry15 New 11/12+	343175	EKLOLWENI P	VRYHEID	R 7,193,970				R 1,079,095.50	R 5,395,477.50	R 719,397.00
Vry16 New 11/12+	268916	SITHOLE P	VRYHEID	R 2,915,550				R 437,332.50	R 2,186,662.50	R 291,555.00
Vry17 New 11/12+	321789	INTATHAKUSA JP	VRYHEID	R 3,674,448				R 551,167.20	R 2,755,836.00	R 367,444.80
Vry18 New 11/12+	311281	KHOKHWANENI JP	VRYHEID	R 6,160,104				R 924,015.60	R 4,620,078.00	R 616,010.40
Vry19 New 11/12+	146076	FUNOKWAKHE CP	VRYHEID	R 5,088,960				R 763,344.00	R 3,816,720.00	R 508,896.00
Vry20 New 11/12+	446442	PHILIBANA P	VRYHEID	R 3,358,098				R 503,714.70	R 2,518,573.50	R 335,809.80
Vry21 New 11/12+	177859	KUNENINGI JP	VRYHEID	R 1,723,680				R 258,552.00	R 1,292,760.00	R 172,368.00
Vry22 New 11/12+	446368	GCINUXOLO P	VRYHEID	R 7,891,308				R 1,183,696.20	R 5,918,481.00	R 789,130.80
Vry23 New 11/12+	169830	ITSHOBHANA JS	VRYHEID	R 8,660,808				R 1,299,121.20	R 6,495,606.00	R 866,080.80
Vry24 New 11/12+	266659	SINKONKONKO H	VRYHEID	R 6,733,638				R 1,010,045.70	R 5,050,228.50	R 673,363.80
Vry25 New 11/12+	333740	OZWELENI JP	VRYHEID	R 5,504,832				R 825,724.80	R 4,128,624.00	R 550,483.20
Vry26 New 11/12+	326340	CELIMPILO CP	VRYHEID	R 7,720,308				R 1,158,046.20	R 5,790,231.00	R 772,030.80
Vry27 New 11/12+	179117	KWADENGE SS	VRYHEID	R 10,237,086				R 1,535,562.90	R 7,677,814.50	R 1,023,708.60
Vry28 New 11/12+	410959	SIZANEMPI P	VRYHEID	R 2,223,000				R 333,450.00	R 1,667,250.00	R 222,300.00
Vry29 New 11/12+	321678	MATHANGETSHITSHI H	VRYHEID	R 10,194,336				R 1,529,150.40	R 7,645,752.00	R 1,019,433.60
Vry30 New 11/12+	196951	MANGQWASHU P	VRYHEID	R 2,872,800				R 430,920.00	R 2,154,600.00	R 287,280.00
Vry31 New 11/12+	243534	OKHUKHO P	VRYHEID	R 7,759,638				R 1,163,945.70	R 5,819,728.50	R 775,963.80

Upgrades and Additions Project List

Upgrades and Additions District Priorities	EMIS No.	Name of School	Education District	TOTAL (Incl VAT + Fees)	2008/9	2009/10	2010/11	2011/12	2012/13	2013/14
Vry32 New 11/12+	326858	NOJU S	VRYHEID	R 6,737,400				R 1,010,610.00	R 5,053,050.00	R 673,740.00
Vry33 New 11/12+	112110	BRAKSLOOT LP	VRYHEID	R 2,306,106				R 345,915.90	R 1,729,579.50	R 230,610.60
Vry34 New 11/12+	145447	FORTUIN P	VRYHEID	R 2,294,820				R 344,223.00	R 1,721,115.00	R 229,482.00
Vry35 New 11/12+	205757	MCHITHEKI H	VRYHEID	R 11,455,974				R 1,718,396.10	R 8,591,980.50	R 1,145,597.40
Vry36 New 11/12+	327672	GWAVUMANE P	VRYHEID	R 5,800,662				R 870,099.30	R 4,350,496.50	R 580,066.20
Vry37 New 11/12+	266992	SIPHALAZA P	VRYHEID	R 6,455,934				R 968,390.10	R 4,841,950.50	R 645,593.40
Vry38 New 11/12+	326488	GQOKAMANDLA JS	VRYHEID	R 7,273,314				R 1,090,997.10	R 5,454,985.50	R 727,331.40
Vry39 New 11/12+	310578	LALELA FINISHING	VRYHEID	R 4,690,872				R 703,630.80	R 3,518,154.00	R 469,087.20
Vry40 New 11/12+	164946	INKOSENTSHA P	VRYHEID	R 6,375,564				R 956,334.60	R 4,781,673.00	R 637,556.40
Vry41 New 11/12+	309135	MABHIDLA H	VRYHEID	R 7,023,312				R 1,053,496.80	R 5,267,484.00	R 702,331.20
Vry42 New 11/12+	309024	SINQUMA JP	VRYHEID	R 2,954,880				R 443,232.00	R 2,216,160.00	R 295,488.00
Vry43 New 11/12+	327820	THENGISANGAYE P	VRYHEID	R 7,684,740				R 1,152,711.00	R 5,763,555.00	R 768,474.00
Vry44 New 11/12+	250897	PONGOLA INTERMEDIATE	VRYHEID	R 12,714,192				R 1,907,128.80	R 9,535,644.00	R 1,271,419.20
Vry45 New 11/12+	210049	MHAWUKELWA CP	VRYHEID	R 5,936,778				R 890,516.70	R 4,452,583.50	R 593,677.80
Vry46 New 11/12+	232804	NKOSIYETHU SP	VRYHEID	R 10,074,978				R 1,511,246.70	R 7,556,233.50	R 1,007,497.80
Vry47 New 11/12+	248640	PHIKWASE H	VRYHEID	R 10,691,262				R 1,603,689.30	R 8,018,446.50	R 1,069,126.20
	308950	ZAMIMPILO SPECIAL	VRYHEID	<b>4,820,077,890</b>	<b>900,211,904</b>	<b>606,171,696</b>	<b>521,583,991</b>	<b>647,561,439</b>	<b>1,900,886,308</b>	<b>246,289,111</b>

## ANNEXURE B3

Priority	EMIS No.	Name of School	Education District	Enrolment	Total Learning Spaces	PROJECT SCOPE				
						Laboratories	Computer Rooms	Media Centre	Admin Block	Estimated Cost
Ama001Cur	290561	UTRECHT H	AMAJUBA	455	34	3	1	0	0	R 2,800,000
Ama002Cur	166981	INZULULWAZI S	AMAJUBA	237	11	2	1	0.5	0	R 2,100,000
Ama003Cur	226107	NDWAKAZANA C	AMAJUBA	206	7	2	1	0.5	0	R 2,100,000
Ama004Cur	162726	INDONSA S	AMAJUBA	921	28	3	1	0	0	R 2,800,000
Ama005Cur	168091	ISIKHALISEZWE H	AMAJUBA	806	16	3	0	1	0	R 2,800,000
Ama006Cur	300588	ZIPHAKAMISENI H	AMAJUBA	546	20	3	1	1	0	R 3,500,000
Ama007Cur	257076	SABELA H	AMAJUBA	1344	27	3	1	0	0	R 2,800,000
Emp001Cur	208754	MFONGOSI P	EMPANGENI	1099	22	2	1	0.5	0	R 2,100,000
Emp002Cur	219225	MTHIYAQHWA S	EMPANGENI	906	17	3	0	0	0	R 2,100,000
Emp003Cur	231731	NKANYISO H	EMPANGENI	232	5	3	1	0	0	R 2,800,000
Emp004Cur	169497	ITHALA H	EMPANGENI	452	11	2	1	1	0	R 2,800,000
Emp005Cur	124283	MATAMZANA DUBE S	EMPANGENI	1042	22	3	0	1	0	R 2,800,000
Emp006Cur	319310	EMKHAYIDENI TECHNICAL H	EMPANGENI	1105	15	3	0	1	0	R 2,800,000
Emp007Cur	252673	QHAMUKA S	EMPANGENI	751	17	3	1	0	0	R 2,800,000
Emp008Cur	306952	MAJIYA S	EMPANGENI	835	10	3	1	1	0	R 3,500,000
Ilm001Cur	120583	DEDA P	ILEMBE	568	19	3	0	1	0	R 2,800,000
Ilm002Cur	335294	CHIEF NGONYAMA S	ILEMBE	341	9	3	0	1	0	R 2,800,000
Ilm003Cur	143745	EZITHABENI S	ILEMBE	619	16	2	1	1	0	R 2,800,000
Ilm004Cur	228993	NGUNGWINI H	ILEMBE	452	15	3	1	1	0	R 3,500,000
Ilm005Cur	209087	MGANDENI H	ILEMBE	735	18	3	1	0	0	R 2,800,000
Ilm006Cur	227698	NGCOLOSI S	ILEMBE	328	7	3	1	1	0	R 3,500,000
Ilm007Cur	274059	SOTOBES	ILEMBE	348	16	2	0	1	0	R 2,100,000
Ilm008Cur	320494	BANGUNI SS	ILEMBE	243	7	2	0	1	0	R 2,100,000
Obj001Cur	191586	MADWALENI S	OBONJENI	849	20	2	0	1	0	R 2,100,000
Oth001Cur	133385	EMMAUS P	OTHUKELA	650	22	3	1	1	0	R 3,500,000



## Curriculum Redress

Priority	EMIS No.	Name of School	Education District	Enrolment	Total Learning Spaces	PROJECT SCOPE				
						Laboratories	Computer Rooms	Media Centre	Admin Block	Estimated Cost
Ptn001Cur	120065	DASSENHOEK H	PINETOWN	715	18	3	1	0	0	R 2,800,000
Ptn002Cur	161690	KHETHOKUHLE S	PINETOWN	530	12	3	1	0	0	R 2,800,000
Ptn003Cur	302623	MAGQIBAGQIBA JS	PINETOWN	370	7	3	1	1	0	R 3,500,000
Ptn004Cur	306212	MATHINTA S	PINETOWN	465	11	2	1	1	0	R 2,800,000
Ptn005Cur	206053	MDEPHA H	PINETOWN	851	17	3	1	1	0	R 3,500,000
Ptn006Cur	232730	NKOSINATHI S	PINETOWN	666	16	3	1	1	0	R 3,500,000
Ptn007Cur	306286	ST JULIUS S	PINETOWN	1000	15	3	0	0	0	R 2,100,000
Ptn008Cur	278462	SULEMAN PATEL S	PINETOWN	266	4	3	1	1	0	R 3,500,000
Sis001Cur	280645	THANDUXOLO P	SISONKE	322	10	2	1	0.5	0	R 2,100,000
Sis002Cur	424501	DUMAKUDE SS	SISONKE	67	5	2	1	1	0	R 2,800,000
Sis003Cur	319532	FRANKLIN S	SISONKE	685	11	1	0	0	0	R 700,000
Sis004Cur	425056	ENGWAQA SS	SISONKE	689	13	3	1	1	0	R 3,500,000
Sis005Cur	157250	HLOKOZI H	SISONKE	770	18	3	1	1	0	R 3,500,000
Sis006Cur	426388	MABANDLA SS	SISONKE	0	6	3	1	1	0	R 3,500,000
Sis007Cur	102934	AMAZABEKO H	SISONKE	750	14	2	1	1	0	R 2,800,000
Ugu001Cur	204832	MBONWA S	UGU	1136	22	3	1	1	0	R 3,500,000
Ugu002Cur	232360	NKONKA H	UGU	1088	17	3	1	1	0	R 3,500,000
Ugu003Cur	150405	GOBUME H	UGU	1058	19	3	1	1	0	R 3,500,000
Ugu004Cur	270100	SIYAPHAMBILI S	UGU	1122	20	3	1	1	0	R 3,500,000
Ugu005Cur	180745	KWAMASOSHA H	UGU	687	20	3	1	1	0	R 3,500,000
Ugu006Cur	163762	INGWEMABALA COMP H	UGU	909	26	3	0	1	0	R 2,800,000
uMg001Cur	235283	NONDENISA S	UMGUNGUNDOLOVU	1044	16	3	1	0	0	R 2,800,000
uMg002Cur	185259	LANGALAKHE H	UMGUNGUNDOLOVU	799	26	3	1	1	0	R 3,500,000
uMg003Cur	145854	FUNDOKUHLE S	UMGUNGUNDOLOVU	835	21	3	1	0	0	R 2,800,000
uMg004Cur	135420	EMZAMWENI H	UMGUNGUNDOLOVU	939	25	3	0	0	0	R 2,100,000
uMg005Cur	272320	SMERO S	UMGUNGUNDOLOVU	834	26	3	1	0	0	R 2,800,000
uMg006Cur	161505	IMVUNULO S	UMGUNGUNDOLOVU	780	22	3	0	0	0	R 2,100,000
uMg007Cur	148296	GEORGENAU C	UMGUNGUNDOLOVU	856	20	3	1	1	0	R 3,500,000
uMg008Cur	265179	SIKHULULIWE S	UMGUNGUNDOLOVU	584	15	3	0	1	0	R 2,800,000
uMg009Cur	105561	BANQOBILE H	UMGUNGUNDOLOVU	684	19	3	1	1	0	R 3,500,000

## Curriculum Redress

Priority	EMIS No.	Name of School	Education District	Enrolment	Total Learning Spaces	PROJECT SCOPE				
						Laboratories	Computer Rooms	Media Centre	Admin Block	Estimated Cost
Uml001Cur	188367	LUGOBE S	UMLAZI	365	18	3	1	1	0	R 3,500,000
Uml002Cur	191845	MAFUMBUKA H	UMLAZI	818	19	2	1	1	0	R 2,800,000
Uml003Cur	159544	IGAGASI H	UMLAZI	1152	23	3	1	1	0	R 3,500,000
Uml004Cur	129463	EKWAZINI H	UMLAZI	911	23	3	1	1	0	R 3,500,000
Uml006Cur	168905	ISISUSA S	UMLAZI	108	6	3	1	0	0	R 2,800,000
Uml007Cur	234691	NOMAVIMBELA H	UMLAZI	313	8	2	1	1	0	R 2,800,000
Uml008Cur	263958	SIDELILE H	UMLAZI	1113	26	1	0	0	0	R 700,000
Umz001Cur	138972	ENYANYENI P	UMZINYATHI	163	10	2	1	1	0	R 2,800,000
Umz002Cur	145891	FUNDOKUHLE H	UMZINYATHI	773	13	3	1	1	0	R 3,500,000
Umz003Cur	182114	KWANDUNGE H	UMZINYATHI	324	9	2	1	0.5	0	R 2,100,000
Umz004Cur	184112	KWAZENZELE H	UMZINYATHI	360	23	3	1	0	0	R 2,800,000
Umz005Cur	415029	MABASO S	UMZINYATHI	220	4	2	1	1	0	R 2,800,000
Umz006Cur	210382	MHLANGEZULU S	UMZINYATHI	239	8	3	1	0	0	R 2,800,000
Umz007Cur	217671	MQAMATHI H	UMZINYATHI	473	15	1	0	0	0	R 700,000
Vry001Cur	238983	NTABASUKA H	VRYHEID	370	10	0	0	1	1	R 1,700,000
Vry002Cur	196507	MANDLEZULU C	VRYHEID	472	16	2	1	0.5	0	R 2,100,000
Vry003Cur	205757	MCHITHEKI H	VRYHEID	911	18	3	1	1	0	R 3,500,000
Vry004Cur	276945	ST VICTOR S	VRYHEID	530	4	3	1	1	0	R 3,500,000
Vry005Cur	401191	EKUTHUTHUKENI S	VRYHEID	484	10	3	1	1	0	R 3,500,000
Vry006Cur	327487	NGWANYA C	VRYHEID	120	3	3	1	1	0	R 3,500,000
Vry007Cur	326858	NOJU S	VRYHEID	553	15	3	1	1	0	R 3,500,000
Vry008Cur	206571	MDUMELA S	VRYHEID	531	15	1	0	0	0	R 700,000
Vry009Cur	321678	MATHANGETSHITSHI H	VRYHEID	744	12	3	1	1	0	R 3,500,000
Vry010Cur	323195	KHETHUKUTHULA S	VRYHEID	247	7	3	0	1	0	R 2,800,000

ANNEXURE B4

Priority	EMIS No.	Name of School	Education District	Enrolment	Total Learning Spaces	Total Toilets	Estimated Cost	Nature of Service
Ama001ECD	340363	INGWE P	AMAJUBA	505	8	13	R 430,000	1 x 75m² Unit + play equipment and fencing
Ama002ECD	401339	ISIBONELESIHLE P	AMAJUBA	225	1	3	R 430,000	1 x 75m² Unit + play equipment and fencing
Ama003ECD	294372	WAAIHOEK P	AMAJUBA	34	3	10	R 430,000	1 x 75m² Unit + play equipment and fencing
Ama004ECD	303252	MYAYIZA P	AMAJUBA	81	0	0	R 430,000	1 x 75m² Unit + play equipment and fencing
Ama005ECD	166352	INTUKU P	AMAJUBA	71	2	5	R 430,000	1 x 75m² Unit + play equipment and fencing
Ama006ECD	123025	DOROTHEA P	AMAJUBA	140	4	5	R 430,000	1 x 75m² Unit + play equipment and fencing
Ama007ECD	185777	LEMBE P	AMAJUBA	361	0	3	R 430,000	1 x 75m² Unit + play equipment and fencing
Ama008ECD	339697	IZIMBUTHU P	AMAJUBA	487	9	30	R 430,000	1 x 75m² Unit + play equipment and fencing
Ama009ECD	414474	MEHLWANE P	AMAJUBA	190	3	5	R 430,000	1 x 75m² Unit + play equipment and fencing
Ama010ECD	141414	ESITILENGA P	AMAJUBA	42	2	5	R 430,000	1 x 75m² Unit + play equipment and fencing
Ama011ECD	249306	PHOKWENI P	AMAJUBA	68	2	5	R 430,000	1 x 75m² Unit + play equipment and fencing
Ama012ECD	447441	NZIMENDE P	AMAJUBA	219	0	0	R 430,000	1 x 75m² Unit + play equipment and fencing
Ama013ECD	140156	ESIDAKENI P	AMAJUBA	92	3	5	R 430,000	1 x 75m² Unit + play equipment and fencing
Ama014ECD	414659	HLALUNOLWAZI P	AMAJUBA	395	2	6	R 430,000	1 x 75m² Unit + play equipment and fencing
Ama015ECD	126244	EBUCHITHA P	AMAJUBA	29	0	5	R 430,000	1 x 75m² Unit + play equipment and fencing
Ama016ECD	223406	NCANDU C	AMAJUBA	563	14	19	R 430,000	1 x 75m² Unit + play equipment and fencing
Ama017ECD	193436	MAHLEKEHLATHINI P FARM	AMAJUBA	83	4	5	R 430,000	1 x 75m² Unit + play equipment and fencing
Ama018ECD	340511	EMTHUNZINI P	AMAJUBA	120	0	6	R 430,000	1 x 75m² Unit + play equipment and fencing
Ama019ECD	301032	ZIZUZELE P	AMAJUBA	517	10	20	R 430,000	1 x 75m² Unit + play equipment and fencing
Ama020ECD	279942	THABO P	AMAJUBA	52	2	5	R 430,000	1 x 75m² Unit + play equipment and fencing
Ama021ECD	227513	NGCAKA P	AMAJUBA	306	4	0	R 430,000	1 x 75m² Unit + play equipment and fencing
Ama022ECD	110667	BLUE MOUNTAIN P	AMAJUBA	119	4	16	R 430,000	1 x 75m² Unit + play equipment and fencing
Ama023ECD	230103	NHLAZADOLO S	AMAJUBA	281	10	10	R 430,000	1 x 75m² Unit + play equipment and fencing
Ama024ECD	176120	KINGSLEY SIVANANDA C	AMAJUBA	172	6	8	R 430,000	1 x 75m² Unit + play equipment and fencing
Ama025ECD	440115	UMZILA P	AMAJUBA	155	0	0	R 430,000	1 x 75m² Unit + play equipment and fencing
Ama026ECD	111888	BOTHAS PASS FARM P	AMAJUBA	110	5	10	R 430,000	1 x 75m² Unit + play equipment and fencing
Ama027ECD	272098	SLAGVELD P	AMAJUBA	105	4	8	R 430,000	1 x 75m² Unit + play equipment and fencing
Ama028ECD	136456	ENGODINI P	AMAJUBA	56	3	6	R 430,000	1 x 75m² Unit + play equipment and fencing
Ama029ECD	296666	WIT-UMFOLOZI SECONDARY	AMAJUBA	280	8	9	R 430,000	1 x 75m² Unit + play equipment and fencing
Ama030ECD	203907	MBATHANI P	AMAJUBA	54	2	8	R 430,000	1 x 75m² Unit + play equipment and fencing
Ama031ECD	100159	ANGELEGEN P	AMAJUBA	45	1	0	R 430,000	1 x 75m² Unit + play equipment and fencing
Ama032ECD	149332	GLENCALDER P	AMAJUBA	70	3	5	R 430,000	1 x 75m² Unit + play equipment and fencing
Ama033ECD	226107	NDWAKAZANA C	AMAJUBA	206	7	10	R 430,000	1 x 75m² Unit + play equipment and fencing
Ama034ECD	186110	LETHIMFUNDO P	AMAJUBA	41	2	2	R 430,000	1 x 75m² Unit + play equipment and fencing
Ama035ECD	220520	MULLERSPASS FARM P	AMAJUBA	42	9	5	R 430,000	1 x 75m² Unit + play equipment and fencing
Ama036ECD	286158	UELZEN P	AMAJUBA	208	12	12	R 430,000	1 x 75m² Unit + play equipment and fencing
Ama037ECD	120139	DAVELSVLAKTE P	AMAJUBA	30	3	8	R 430,000	1 x 75m² Unit + play equipment and fencing
Ama038ECD	414511	V S ZULU P	AMAJUBA	336	1	4	R 430,000	1 x 75m² Unit + play equipment and fencing
Ama039ECD	440041	QHAWELESIZWE P	AMAJUBA	56	0	0	R 430,000	1 x 75m² Unit + play equipment and fencing
Ama040ECD	186850	LINDOKUHLE P	AMAJUBA	42	4	5	R 430,000	1 x 75m² Unit + play equipment and fencing
Ama041ECD	175750	KILBARCHAN C P	AMAJUBA	229	10	12	R 430,000	1 x 75m² Unit + play equipment and fencing
Ama042ECD	414622	ENHLANHLENI	AMAJUBA	210	0	3	R 430,000	1 x 75m² Unit + play equipment and fencing
Emp001ECD	106782	BEDLANE P	EMPANGENI	360	9	12	R 430,000	1 x 75m² Unit + play equipment and fencing
Emp002ECD	122285	DLOZEYANE P	EMPANGENI	348	16	12	R 430,000	1 x 75m² Unit + play equipment and fencing
Emp003ECD	123802	DUKANENI P	EMPANGENI	40	2	4	R 430,000	1 x 75m² Unit + play equipment and fencing
Emp004ECD	129130	EKUTHULENI P	EMPANGENI	443	13	8	R 430,000	1 x 75m² Unit + play equipment and fencing
Emp005ECD	137344	ENHLUBE P	EMPANGENI	630	17	17	R 430,000	1 x 75m² Unit + play equipment and fencing
Emp006ECD	179487	KWAGCONGCO P	EMPANGENI	450	12	0	R 430,000	1 x 75m² Unit + play equipment and fencing

ECD PROGRAMME

Priority	EMIS No.	Name of School	Education District	Enrolment	Total Learning Spaces	Total Toilets	Estimated Cost	Nature of Service
Emp007ECD	326893	MAJAJI SP	EMPANGENI	353	10	11	R 430,000	1 x 75m <sup>2</sup> Unit + play equipment and fencing
Emp008ECD	221778	MXOSHENI P	EMPANGENI	474	13	8	R 430,000	1 x 75m <sup>2</sup> Unit + play equipment and fencing
Emp009ECD	226033	NDUNDULU P	EMPANGENI	723	16	16	R 430,000	1 x 75m <sup>2</sup> Unit + play equipment and fencing
Emp010ECD	233803	NOGAJUKA P	EMPANGENI	429	9	8	R 430,000	1 x 75m <sup>2</sup> Unit + play equipment and fencing
Emp011ECD	315943	STABO P	EMPANGENI	314	5	12	R 430,000	1 x 75m <sup>2</sup> Unit + play equipment and fencing
Emp012ECD	140415	ESIGWACENI P	EMPANGENI	195	8	4	R 430,000	1 x 75m <sup>2</sup> Unit + play equipment and fencing
Emp013ECD	401783	FINGQINDLELA P	EMPANGENI	191	7	8	R 430,000	1 x 75m <sup>2</sup> Unit + play equipment and fencing
Emp014ECD	147963	GEGEDE P	EMPANGENI	297	8	5	R 430,000	1 x 75m <sup>2</sup> Unit + play equipment and fencing
Emp015ECD	188441	LUHLANGA P	EMPANGENI	326	11	13	R 430,000	1 x 75m <sup>2</sup> Unit + play equipment and fencing
Emp016ECD	207570	MENDU P	EMPANGENI	341	10	10	R 430,000	1 x 75m <sup>2</sup> Unit + play equipment and fencing
Emp017ECD	236985	NOVUNULA P	EMPANGENI	335	8	16	R 430,000	1 x 75m <sup>2</sup> Unit + play equipment and fencing
Emp018ECD	241018	NTUTHUNGA P	EMPANGENI	457	21	2	R 430,000	1 x 75m <sup>2</sup> Unit + play equipment and fencing
Emp019ECD	242609	OCILWANA P	EMPANGENI	375	9	10	R 430,000	1 x 75m <sup>2</sup> Unit + play equipment and fencing
Emp020ECD	257113	SABHUZA P	EMPANGENI	416	11	9	R 430,000	1 x 75m <sup>2</sup> Unit + play equipment and fencing
Emp021ECD	101972	AMANDOSI PS	EMPANGENI	544	15	24	R 430,000	1 x 75m <sup>2</sup> Unit + play equipment and fencing
Emp022ECD	222259	MZINGWENYA P	EMPANGENI	1975	30	39	R 430,000	1 x 75m <sup>2</sup> Unit + play equipment and fencing
Emp023ECD	252266	QAMBOKWETHU P	EMPANGENI	415	12	8	R 430,000	1 x 75m <sup>2</sup> Unit + play equipment and fencing
Emp024ECD	104784	BAJABULILE P	EMPANGENI	1215	23	56	R 430,000	1 x 75m <sup>2</sup> Unit + play equipment and fencing
Emp025ECD	150109	GOBANDLOVU P	EMPANGENI	1086	24	28	R 430,000	1 x 75m <sup>2</sup> Unit + play equipment and fencing
Emp026ECD	307692	YETHENI JP	EMPANGENI	537	11	10	R 430,000	1 x 75m <sup>2</sup> Unit + play equipment and fencing
Emp027ECD	262552	SIBAMBISENE P	EMPANGENI	684	12	10	R 430,000	1 x 75m <sup>2</sup> Unit + play equipment and fencing
Emp028ECD	186739	LINDELIHLE P	EMPANGENI	372	11	16	R 430,000	1 x 75m <sup>2</sup> Unit + play equipment and fencing
Emp029ECD	296814	WOMBANE P	EMPANGENI	357	7	12	R 430,000	1 x 75m <sup>2</sup> Unit + play equipment and fencing
Emp030ECD	102786	AMATIMOFU P	EMPANGENI	164	11	17	R 430,000	1 x 75m <sup>2</sup> Unit + play equipment and fencing
Emp031ECD	105820	BAQAQE P	EMPANGENI	310	11	6	R 430,000	1 x 75m <sup>2</sup> Unit + play equipment and fencing
Emp032ECD	317904	BHEKABELUNGU JP	EMPANGENI	124	4	15	R 430,000	1 x 75m <sup>2</sup> Unit + play equipment and fencing
Emp033ECD	113886	BUTHANANI P	EMPANGENI	295	9	8	R 430,000	1 x 75m <sup>2</sup> Unit + play equipment and fencing
Emp034ECD	115699	CEREMONY P	EMPANGENI	337	17	8	R 430,000	1 x 75m <sup>2</sup> Unit + play equipment and fencing
Emp035ECD	324934	CHATHAZANA JP	EMPANGENI	52	5	4	R 430,000	1 x 75m <sup>2</sup> Unit + play equipment and fencing
Emp036ECD	122803	DONSINTABA P	EMPANGENI	0	10	7	R 430,000	1 x 75m <sup>2</sup> Unit + play equipment and fencing
Emp037ECD	324860	DUMAZINKANI JP	EMPANGENI	351	9	8	R 430,000	1 x 75m <sup>2</sup> Unit + play equipment and fencing
Emp038ECD	126133	EBOMVANENI P	EMPANGENI	383	9	8	R 430,000	1 x 75m <sup>2</sup> Unit + play equipment and fencing
Emp039ECD	126725	EDAKENI P	EMPANGENI	228	8	0	R 430,000	1 x 75m <sup>2</sup> Unit + play equipment and fencing
Emp040ECD	127761	EJOKWENI P	EMPANGENI	280	8	2	R 430,000	1 x 75m <sup>2</sup> Unit + play equipment and fencing
Emp041ECD	122211	DLOLWANE P	EMPANGENI	179	4	22	R 430,000	1 x 75m <sup>2</sup> Unit + play equipment and fencing
Emp042ECD	121804	DLABE P	EMPANGENI	144	8	10	R 430,000	1 x 75m <sup>2</sup> Unit + play equipment and fencing
Emp043ECD	121619	DINUNTULI P	EMPANGENI	365	10	7	R 430,000	1 x 75m <sup>2</sup> Unit + play equipment and fencing
Emp044ECD	118887	CUNGCWANA P	EMPANGENI	248	8	2	R 430,000	1 x 75m <sup>2</sup> Unit + play equipment and fencing
Emp045ECD	113516	BUKELAKITHI P	EMPANGENI	0	3	6	R 430,000	1 x 75m <sup>2</sup> Unit + play equipment and fencing
Emp046ECD	308839	BHOBHE P	EMPANGENI	206	7	12	R 430,000	1 x 75m <sup>2</sup> Unit + play equipment and fencing
Emp047ECD	108077	BHEDLANA JP	EMPANGENI	175	3	10	R 430,000	1 x 75m <sup>2</sup> Unit + play equipment and fencing
Emp048ECD	309690	BHEKENI JP	EMPANGENI	113	2	4	R 430,000	1 x 75m <sup>2</sup> Unit + play equipment and fencing
Emp049ECD	148407	GEZAHLE P	EMPANGENI	202	2	8	R 430,000	1 x 75m <sup>2</sup> Unit + play equipment and fencing
Ilm001ECD	121508	DINGIZWE P	ILEMBE	385	9	0	R 430,000	1 x 75m <sup>2</sup> Unit + play equipment and fencing
Ilm002ECD	143560	EZINDLOVINI P	ILEMBE	1047	18	29	R 430,000	1 x 75m <sup>2</sup> Unit + play equipment and fencing
Ilm003ECD	204462	MBITANE P	ILEMBE	437	14	14	R 430,000	1 x 75m <sup>2</sup> Unit + play equipment and fencing
Ilm004ECD	266881	SION P	ILEMBE	605	17	23	R 430,000	1 x 75m <sup>2</sup> Unit + play equipment and fencing
Ilm005ECD	134717	EMTHALENI P	ILEMBE	374	11	8	R 430,000	1 x 75m <sup>2</sup> Unit + play equipment and fencing
Ilm006ECD	400636	LUSIZOLWETHU JP	ILEMBE	372	8	10	R 430,000	1 x 75m <sup>2</sup> Unit + play equipment and fencing
Ilm007ECD	252969	QHUBAKAHLE P	ILEMBE	359	11	13	R 430,000	1 x 75m <sup>2</sup> Unit + play equipment and fencing

ECD PROGRAMME

Priority	EMIS No.	Name of School	Education District	Enrolment	Total Learning Spaces	Total Toilets	Estimated Cost	Nature of Service
Ilm008ECD	342176	LINDAYIPHI JP	ILEMBE	894	23	22	R 430,000	1 x 75m <sup>2</sup> Unit + play equipment and fencing
Ilm009ECD	242905	OGAGWINI P	ILEMBE	343	12	8	R 430,000	1 x 75m <sup>2</sup> Unit + play equipment and fencing
Ilm010ECD	130795	EMAKHASINI P	ILEMBE	336	7	5	R 430,000	1 x 75m <sup>2</sup> Unit + play equipment and fencing
Ilm011ECD	273837	SONTSHENGE P	ILEMBE	180	6	8	R 430,000	1 x 75m <sup>2</sup> Unit + play equipment and fencing
Ilm012ECD	312613	MPANGELE P	ILEMBE	250	8	9	R 430,000	1 x 75m <sup>2</sup> Unit + play equipment and fencing
Ilm013ECD	197395	MANQONDO JP	ILEMBE	130	7	4	R 430,000	1 x 75m <sup>2</sup> Unit + play equipment and fencing
Ilm014ECD	323750	MLAMULANKUNZI P	ILEMBE	145	4	13	R 430,000	1 x 75m <sup>2</sup> Unit + play equipment and fencing
Ilm015ECD	144337	FAKU P	ILEMBE	123	3	10	R 430,000	1 x 75m <sup>2</sup> Unit + play equipment and fencing
Ilm016ECD	227402	NGAYIPHI P	ILEMBE	476	13	22	R 430,000	1 x 75m <sup>2</sup> Unit + play equipment and fencing
Ilm017ECD	160506	IMBEWENHLE P	ILEMBE	1178	27	29	R 430,000	1 x 75m <sup>2</sup> Unit + play equipment and fencing
Ilm018ECD	182188	KWANGQUNQUSHE P	ILEMBE	270	8	10	R 430,000	1 x 75m <sup>2</sup> Unit + play equipment and fencing
Ilm019ECD	257446	SAKHESETHU P	ILEMBE	609	16	13	R 430,000	1 x 75m <sup>2</sup> Unit + play equipment and fencing
Ilm020ECD	262663	SIBANISETHU P	ILEMBE	480	13	6	R 430,000	1 x 75m <sup>2</sup> Unit + play equipment and fencing
Ilm021ECD	235949	NOODSBERG P	ILEMBE	820	18	26	R 430,000	1 x 75m <sup>2</sup> Unit + play equipment and fencing
Ilm022ECD	173974	KHAYALEMFUNDO JP	ILEMBE	599	18	25	R 430,000	1 x 75m <sup>2</sup> Unit + play equipment and fencing
Ilm023ECD	340696	BONGINKOSI P	ILEMBE	230	4	2	R 430,000	1 x 75m <sup>2</sup> Unit + play equipment and fencing
Ilm024ECD	127539	EGWENI P	ILEMBE	189	4	3	R 430,000	1 x 75m <sup>2</sup> Unit + play equipment and fencing
Ilm025ECD	307544	UBUHLEBESUNDUMBILI P	ILEMBE	1214	20	16	R 430,000	1 x 75m <sup>2</sup> Unit + play equipment and fencing
Ilm026ECD	158397	HHOMOYI JP	ILEMBE	126	7	7	R 430,000	1 x 75m <sup>2</sup> Unit + play equipment and fencing
Ilm027ECD	130832	EMAKHENI P	ILEMBE	197	8	8	R 430,000	1 x 75m <sup>2</sup> Unit + play equipment and fencing
Ilm028ECD	205609	MCAATSHANGLWA P	ILEMBE	488	17	26	R 430,000	1 x 75m <sup>2</sup> Unit + play equipment and fencing
Ilm029ECD	302512	NDLELENI P	ILEMBE	208	9	7	R 430,000	1 x 75m <sup>2</sup> Unit + play equipment and fencing
Ilm030ECD	108188	BHEKAMAFAP	ILEMBE	194	7	10	R 430,000	1 x 75m <sup>2</sup> Unit + play equipment and fencing
Ilm031ECD	156399	HLANGANANI P	ILEMBE	518	17	19	R 430,000	1 x 75m <sup>2</sup> Unit + play equipment and fencing
Ilm032ECD	217523	MPUMLWANE P	ILEMBE	401	13	11	R 430,000	1 x 75m <sup>2</sup> Unit + play equipment and fencing
Ilm033ECD	130869	EMAKHULUSENI SP	ILEMBE	61	10	12	R 430,000	1 x 75m <sup>2</sup> Unit + play equipment and fencing
Ilm034ECD	264994	SIKHONYANE P	ILEMBE	227	8	10	R 430,000	1 x 75m <sup>2</sup> Unit + play equipment and fencing
Ilm035ECD	323972	JOEL JP	ILEMBE	711	12	10	R 430,000	1 x 75m <sup>2</sup> Unit + play equipment and fencing
Ilm036ECD	159914	IKHOHLWA P	ILEMBE	244	9	8	R 430,000	1 x 75m <sup>2</sup> Unit + play equipment and fencing
Ilm037ECD	297628	THEKELIMFUNDO P	ILEMBE	372	9	8	R 430,000	1 x 75m <sup>2</sup> Unit + play equipment and fencing
Ilm038ECD	324046	MNAWE JP	ILEMBE	166	5	9	R 430,000	1 x 75m <sup>2</sup> Unit + play equipment and fencing
Ilm039ECD	163984	INHLANGANISO P	ILEMBE	189	7	12	R 430,000	1 x 75m <sup>2</sup> Unit + play equipment and fencing
Ilm040ECD	120583	DEDA P	ILEMBE	568	19	20	R 430,000	1 x 75m <sup>2</sup> Unit + play equipment and fencing
Ilm041ECD	181226	KWAMKHUMBUZI P	ILEMBE	234	14	11	R 430,000	1 x 75m <sup>2</sup> Unit + play equipment and fencing
Ilm042ECD	234136	NOKUBUSA P	ILEMBE	524	9	8	R 430,000	1 x 75m <sup>2</sup> Unit + play equipment and fencing
Ilm043ECD	179857	KWAJESSOP P	ILEMBE	332	16	12	R 430,000	1 x 75m <sup>2</sup> Unit + play equipment and fencing
Ilm044ECD	273763	SONQOBA P	ILEMBE	188	9	6	R 430,000	1 x 75m <sup>2</sup> Unit + play equipment and fencing
Ilm045ECD	195730	MAMBULU P	ILEMBE	407	10	8	R 430,000	1 x 75m <sup>2</sup> Unit + play equipment and fencing
Ilm046ECD	135864	ENDANDATHWENI P	ILEMBE	262	9	5	R 430,000	1 x 75m <sup>2</sup> Unit + play equipment and fencing
Obj001ECD	167166	ISAMBULO P	OBONJENI	450	9	14	R 430,000	1 x 75m <sup>2</sup> Unit + play equipment and fencing
Obj002ECD	220890	MUTHIDLWE P	OBONJENI	420	8	8	R 430,000	1 x 75m <sup>2</sup> Unit + play equipment and fencing
Obj003ECD	242942	OGAZINI P	OBONJENI	325	7	6	R 430,000	1 x 75m <sup>2</sup> Unit + play equipment and fencing
Obj004ECD	191364	MADONELA P	OBONJENI	855	18	14	R 430,000	1 x 75m <sup>2</sup> Unit + play equipment and fencing
Obj005ECD	239723	NTENGA P	OBONJENI	381	7	16	R 430,000	1 x 75m <sup>2</sup> Unit + play equipment and fencing
Obj006ECD	446257	GADOKUWAYO	OBONJENI	264	5	4	R 430,000	1 x 75m <sup>2</sup> Unit + play equipment and fencing
Obj007ECD	198653	MAPUTA P	OBONJENI	539	12	21	R 430,000	1 x 75m <sup>2</sup> Unit + play equipment and fencing
Obj008ECD	235690	NONIKELA P	OBONJENI	435	12	6	R 430,000	1 x 75m <sup>2</sup> Unit + play equipment and fencing
Obj009ECD	131498	EMASAKENI P	OBONJENI	520	12	5	R 430,000	1 x 75m <sup>2</sup> Unit + play equipment and fencing
Obj010ECD	137529	ENKATHWENI P	OBONJENI	524	9	4	R 430,000	1 x 75m <sup>2</sup> Unit + play equipment and fencing
Obj011ECD	271025	SIZAMINQUBEKO COMB	OBONJENI	989	19	6	R 430,000	1 x 75m <sup>2</sup> Unit + play equipment and fencing
Obj012ECD	222555	MZONDI P	OBONJENI	448	12	8	R 430,000	1 x 75m <sup>2</sup> Unit + play equipment and fencing
Obj013ECD	182928	KWAPHAWENI P	OBONJENI	634	11	5	R 430,000	1 x 75m <sup>2</sup> Unit + play equipment and fencing
Obj014ECD	208902	MGABADELI P	OBONJENI	523	9	8	R 430,000	1 x 75m <sup>2</sup> Unit + play equipment and fencing
Obj015ECD	158175	HOLY FAMILY P	OBONJENI	568	21	24	R 430,000	1 x 75m <sup>2</sup> Unit + play equipment and fencing
Obj016ECD	281200	THELAMAMA P	OBONJENI	828	15	12	R 430,000	1 x 75m <sup>2</sup> Unit + play equipment and fencing

ECD PROGRAMME

Priority	EMIS No.	Name of School	Education District	Enrolment	Total Learning Spaces	Total Toilets	Estimated Cost	Nature of Service
Obj017ECD	198394	MAPHINDELA P	OBONJENI	765	19	29	R 430,000	1 x 75m <sup>2</sup> Unit + play equipment and fencing
Obj018ECD	133459	EMNGQOBELWENI P	OBONJENI	228	7	8	R 430,000	1 x 75m <sup>2</sup> Unit + play equipment and fencing
Obj019ECD	209383	MGEDULA P	OBONJENI	208	9	9	R 430,000	1 x 75m <sup>2</sup> Unit + play equipment and fencing
Obj020ECD	192696	MAGUGU P	OBONJENI	458	11	10	R 430,000	1 x 75m <sup>2</sup> Unit + play equipment and fencing
Obj021ECD	209827	MGWAYINI P	OBONJENI	442	10	7	R 430,000	1 x 75m <sup>2</sup> Unit + play equipment and fencing
Obj022ECD	233026	NKUNGWINI P	OBONJENI	493	15	2	R 430,000	1 x 75m <sup>2</sup> Unit + play equipment and fencing
Obj023ECD	174603	KHOPI P	OBONJENI	280	6	4	R 430,000	1 x 75m <sup>2</sup> Unit + play equipment and fencing
Obj024ECD	441928	MDUMISA P	OBONJENI	221	0	0	R 430,000	1 x 75m <sup>2</sup> Unit + play equipment and fencing
Obj025ECD	193954	MAKABONGWE P	OBONJENI	387	8	8	R 430,000	1 x 75m <sup>2</sup> Unit + play equipment and fencing
Obj026ECD	129352	EKWAKHENI JP	OBONJENI	255	6	11	R 430,000	1 x 75m <sup>2</sup> Unit + play equipment and fencing
Obj027ECD	307063	MBILINI P	OBONJENI	298	8	6	R 430,000	1 x 75m <sup>2</sup> Unit + play equipment and fencing
Obj028ECD	136049	ENDOMBENI P	OBONJENI	386	8	11	R 430,000	1 x 75m <sup>2</sup> Unit + play equipment and fencing
Obj029ECD	280719	THANGO P	OBONJENI	355	10	3	R 430,000	1 x 75m <sup>2</sup> Unit + play equipment and fencing
Obj030ECD	327709	NKOMO JP	OBONJENI	823	11	19	R 430,000	1 x 75m <sup>2</sup> Unit + play equipment and fencing
Obj031ECD	105376	BANGIZWE P	OBONJENI	541	17	19	R 430,000	1 x 75m <sup>2</sup> Unit + play equipment and fencing
Obj032ECD	325230	NONTSHWILIZA P	OBONJENI	348	6	15	R 430,000	1 x 75m <sup>2</sup> Unit + play equipment and fencing
Obj033ECD	192141	MAGCEKENI JP	OBONJENI	211	2	0	R 430,000	1 x 75m <sup>2</sup> Unit + play equipment and fencing
Obj034ECD	310245	MNANDI JP	OBONJENI	345	7	8	R 430,000	1 x 75m <sup>2</sup> Unit + play equipment and fencing
Obj035ECD	124468	DUMILE P	OBONJENI	252	7	8	R 430,000	1 x 75m <sup>2</sup> Unit + play equipment and fencing
Obj036ECD	143116	EZIBAKHENI P	OBONJENI	588	10	6	R 430,000	1 x 75m <sup>2</sup> Unit + play equipment and fencing
Obj037ECD	446146	MAJINDI P	OBONJENI	184	2	0	R 430,000	1 x 75m <sup>2</sup> Unit + play equipment and fencing
Obj038ECD	320198	QALINDELA JP	OBONJENI	217	6	4	R 430,000	1 x 75m <sup>2</sup> Unit + play equipment and fencing
Obj039ECD	252155	QALANGOKUHLE P	OBONJENI	301	7	10	R 430,000	1 x 75m <sup>2</sup> Unit + play equipment and fencing
Obj040ECD	237355	NOIWANENI P	OBONJENI	1039	10	20	R 430,000	1 x 75m <sup>2</sup> Unit + play equipment and fencing
Obj041ECD	162800	INDUKEBANDLA P	OBONJENI	585	15	8	R 430,000	1 x 75m <sup>2</sup> Unit + play equipment and fencing
Obj042ECD	202982	MAYAKAZI P	OBONJENI	451	14	6	R 430,000	1 x 75m <sup>2</sup> Unit + play equipment and fencing
Obj043ECD	216117	MPLENYANE JP	OBONJENI	444	10	10	R 430,000	1 x 75m <sup>2</sup> Unit + play equipment and fencing
Obj044ECD	281570	THEMBAMANDLA P	OBONJENI	166	4	10	R 430,000	1 x 75m <sup>2</sup> Unit + play equipment and fencing
Obj045ECD	155522	HILL 70 P	OBONJENI	348	2	3	R 430,000	1 x 75m <sup>2</sup> Unit + play equipment and fencing
Obj046ECD	171310	JINGA P	OBONJENI	279	10	12	R 430,000	1 x 75m <sup>2</sup> Unit + play equipment and fencing
Obj047ECD	108669	BHEKIMPILO P	OBONJENI	331	7	8	R 430,000	1 x 75m <sup>2</sup> Unit + play equipment and fencing
Obj048ECD	446109	QALAKAHLE P	OBONJENI	122	5	3	R 430,000	1 x 75m <sup>2</sup> Unit + play equipment and fencing
Obj049ECD	307285	MZABALAZO P	OBONJENI	596	10	4	R 430,000	1 x 75m <sup>2</sup> Unit + play equipment and fencing
Obj050ECD	307359	NKOMBANE P	OBONJENI	312	5	0	R 430,000	1 x 75m <sup>2</sup> Unit + play equipment and fencing
Oth001ECD	129981	EMABHEKAZI C	OTHUKELA	729	14	8	R 430,000	1 x 75m <sup>2</sup> Unit + play equipment and fencing
Oth002ECD	124505	DUMISA PUBLIC S	OTHUKELA	602	15	20	R 430,000	1 x 75m <sup>2</sup> Unit + play equipment and fencing
Oth003ECD	278092	STOCKTON P	OTHUKELA	82	3	6	R 430,000	1 x 75m <sup>2</sup> Unit + play equipment and fencing
Oth004ECD	324194	MHLANGANYELWA P	OTHUKELA	488	11	6	R 430,000	1 x 75m <sup>2</sup> Unit + play equipment and fencing
Oth005ECD	117586	COLENSO C	OTHUKELA	1343	25	25	R 430,000	1 x 75m <sup>2</sup> Unit + play equipment and fencing
Oth006ECD	162319	INDANYANA P	OTHUKELA	512	9	16	R 430,000	1 x 75m <sup>2</sup> Unit + play equipment and fencing
Oth007ECD	260591	UMBULWANE P	OTHUKELA	1410	12	28	R 430,000	1 x 75m <sup>2</sup> Unit + play equipment and fencing
Oth008ECD	334702	THOLULWAZI JP (LADYSMITH)	OTHUKELA	494	10	10	R 430,000	1 x 75m <sup>2</sup> Unit + play equipment and fencing
Oth009ECD	160210	ILENGE P	OTHUKELA	351	10	14	R 430,000	1 x 75m <sup>2</sup> Unit + play equipment and fencing
Oth010ECD	115588	CENGESI P	OTHUKELA	459	12	8	R 430,000	1 x 75m <sup>2</sup> Unit + play equipment and fencing
Oth011ECD	318607	KIA-ORA P	OTHUKELA	218	5	7	R 430,000	1 x 75m <sup>2</sup> Unit + play equipment and fencing
Oth012ECD	260184	SELBOURNE P	OTHUKELA	53	0	5	R 430,000	1 x 75m <sup>2</sup> Unit + play equipment and fencing
Oth013ECD	191179	MADLALA P	OTHUKELA	1067	27	12	R 430,000	1 x 75m <sup>2</sup> Unit + play equipment and fencing
Oth014ECD	295001	WEENEN C	OTHUKELA	1553	34	79	R 430,000	1 x 75m <sup>2</sup> Unit + play equipment and fencing
Oth015ECD	145077	FLORENCE BOOTH P	OTHUKELA	170	7	5	R 430,000	1 x 75m <sup>2</sup> Unit + play equipment and fencing
Oth016ECD	165797	INSONGE P	OTHUKELA	168	4	18	R 430,000	1 x 75m <sup>2</sup> Unit + play equipment and fencing
Oth017ECD	242424	OBONJANENI P	OTHUKELA	932	19	0	R 430,000	1 x 75m <sup>2</sup> Unit + play equipment and fencing
Oth018ECD	273097	SOMHLOSHANA P	OTHUKELA	198	3	15	R 430,000	1 x 75m <sup>2</sup> Unit + play equipment and fencing
Oth019ECD	414955	SIYAPHAMBILI P	OTHUKELA	355	3	5	R 430,000	1 x 75m <sup>2</sup> Unit + play equipment and fencing
Oth020ECD	212972	MLONYENI P	OTHUKELA	238	5	8	R 430,000	1 x 75m <sup>2</sup> Unit + play equipment and fencing
Oth021ECD	215599	MOUNTAINVIEW P	OTHUKELA	305	7	10	R 430,000	1 x 75m <sup>2</sup> Unit + play equipment and fencing
Oth022ECD	264476	SIGIDI P	OTHUKELA	198	5	6	R 430,000	1 x 75m <sup>2</sup> Unit + play equipment and fencing
Oth023ECD	162171	INCWABA JP	OTHUKELA	1134	24	54	R 430,000	1 x 75m <sup>2</sup> Unit + play equipment and fencing

ECD PROGRAMME

Priority	EMIS No.	Name of School	Education District	Enrolment	Total Learning Spaces	Total Toilets	Estimated Cost	Nature of Service
Oth024ECD	267214	SIPHENDUKILE P	OTHUKELA	345	10	14	R 430,000	1 x 75m <sup>2</sup> Unit + play equipment and fencing
Oth025ECD	149073	GLEN-ISLA P	OTHUKELA	92	6	0	R 430,000	1 x 75m <sup>2</sup> Unit + play equipment and fencing
Oth026ECD	334554	SIQALOKUSHA P	OTHUKELA	218	7	11	R 430,000	1 x 75m <sup>2</sup> Unit + play equipment and fencing
Oth027ECD	213823	MNTUNGWA P	OTHUKELA	243	5	12	R 430,000	1 x 75m <sup>2</sup> Unit + play equipment and fencing
Oth028ECD	211011	MIDDLEDALE P	OTHUKELA	105	4	5	R 430,000	1 x 75m <sup>2</sup> Unit + play equipment and fencing
Oth029ECD	115070	CECILIA P	OTHUKELA	465	3	4	R 430,000	1 x 75m <sup>2</sup> Unit + play equipment and fencing
Oth030ECD	271987	SKRAALHOEK P	OTHUKELA	87	3	4	R 430,000	1 x 75m <sup>2</sup> Unit + play equipment and fencing
Oth031ECD	340067	ENHLANGWINI P	OTHUKELA	153	3	0	R 430,000	1 x 75m <sup>2</sup> Unit + play equipment and fencing
Oth032ECD	165908	INTABA P	OTHUKELA	136	3	6	R 430,000	1 x 75m <sup>2</sup> Unit + play equipment and fencing
Oth033ECD	193621	MAHLUBIMANGWE P	OTHUKELA	187	3	5	R 430,000	1 x 75m <sup>2</sup> Unit + play equipment and fencing
Oth034ECD	292226	VIKINDUKU P	OTHUKELA	203	6	9	R 430,000	1 x 75m <sup>2</sup> Unit + play equipment and fencing
Oth035ECD	240463	NTSHELE P	OTHUKELA	128	4	0	R 430,000	1 x 75m <sup>2</sup> Unit + play equipment and fencing
Oth036ECD	240685	NTSHOSHO P	OTHUKELA	223	7	8	R 430,000	1 x 75m <sup>2</sup> Unit + play equipment and fencing
Oth037ECD	296703	WITTEKLEINFONTEIN P	OTHUKELA	518	12	10	R 430,000	1 x 75m <sup>2</sup> Unit + play equipment and fencing
Oth038ECD	273504	SONDODA JP	OTHUKELA	703	20	36	R 430,000	1 x 75m <sup>2</sup> Unit + play equipment and fencing
Oth039ECD	303511	IMNYANDA P	OTHUKELA	286	9	8	R 430,000	1 x 75m <sup>2</sup> Unit + play equipment and fencing
Oth040ECD	244496	OOQUNGWENI P	OTHUKELA	455	8	8	R 430,000	1 x 75m <sup>2</sup> Unit + play equipment and fencing
Oth041ECD	221445	MVUBU STATE AIDED P	OTHUKELA	102	4	9	R 430,000	1 x 75m <sup>2</sup> Unit + play equipment and fencing
Oth042ECD	162874	INDULWANA P	OTHUKELA	173	0	8	R 430,000	1 x 75m <sup>2</sup> Unit + play equipment and fencing
Oth043ECD	293521	VULEKANI P	OTHUKELA	50	3	12	R 430,000	1 x 75m <sup>2</sup> Unit + play equipment and fencing
Oth044ECD	281903	THIBANI P	OTHUKELA	871	18	37	R 430,000	1 x 75m <sup>2</sup> Unit + play equipment and fencing
Oth045ECD	166389	INTUMBANE P	OTHUKELA	808	15	16	R 430,000	1 x 75m <sup>2</sup> Unit + play equipment and fencing
Oth046ECD	214452	MONDISA P	OTHUKELA	322	7	10	R 430,000	1 x 75m <sup>2</sup> Unit + play equipment and fencing
Oth047ECD	400673	KWENZOKUHLE P	OTHUKELA	201	8	5	R 430,000	1 x 75m <sup>2</sup> Unit + play equipment and fencing
Ptn001ECD	131683	EMAXULWINI P	PINETOWN	1150	24	39	R 430,000	1 x 75m <sup>2</sup> Unit + play equipment and fencing
Ptn002ECD	133607	EMOLWENI P	PINETOWN	517	16	0	R 430,000	1 x 75m <sup>2</sup> Unit + play equipment and fencing
Ptn003ECD	166241	INTONGELA P	PINETOWN	456	10	12	R 430,000	1 x 75m <sup>2</sup> Unit + play equipment and fencing
Ptn004ECD	126799	EDAMINI P	PINETOWN	4203	23	25	R 430,000	1 x 75m <sup>2</sup> Unit + play equipment and fencing
Ptn005ECD	237392	NOQBANE P	PINETOWN	851	17	15	R 430,000	1 x 75m <sup>2</sup> Unit + play equipment and fencing
Ptn006ECD	338439	THEMBALIHLE P	PINETOWN	1078	7	6	R 430,000	1 x 75m <sup>2</sup> Unit + play equipment and fencing
Ptn007ECD	286084	UDUMO P	PINETOWN	1003	20	52	R 430,000	1 x 75m <sup>2</sup> Unit + play equipment and fencing
Ptn008ECD	288489	UMNGENI P	PINETOWN	221	9	21	R 430,000	1 x 75m <sup>2</sup> Unit + play equipment and fencing
Ptn009ECD	288600	UMPHUMELA P	PINETOWN	659	13	16	R 430,000	1 x 75m <sup>2</sup> Unit + play equipment and fencing
Ptn010ECD	324231	COTTONLANDS P	PINETOWN	789	17	22	R 430,000	1 x 75m <sup>2</sup> Unit + play equipment and fencing
Ptn011ECD	204795	MBONISWENI P	PINETOWN	1253	25	81	R 430,000	1 x 75m <sup>2</sup> Unit + play equipment and fencing
Ptn012ECD	211492	MJOJI P	PINETOWN	363	9	8	R 430,000	1 x 75m <sup>2</sup> Unit + play equipment and fencing
Ptn013ECD	241869	NYONI P	PINETOWN	172	9	4	R 430,000	1 x 75m <sup>2</sup> Unit + play equipment and fencing
Ptn014ECD	263921	SICELULWAZI P	PINETOWN	896	14	7	R 430,000	1 x 75m <sup>2</sup> Unit + play equipment and fencing
Ptn015ECD	273948	SOPHUNGA P	PINETOWN	620	21	24	R 430,000	1 x 75m <sup>2</sup> Unit + play equipment and fencing
Ptn016ECD	164798	INKAZIMULO P	PINETOWN	629	17	17	R 430,000	1 x 75m <sup>2</sup> Unit + play equipment and fencing
Ptn017ECD	113220	BUHLEBETHU P	PINETOWN	1055	32	28	R 430,000	1 x 75m <sup>2</sup> Unit + play equipment and fencing
Ptn018ECD	141599	ESKHULULWE P	PINETOWN	827	22	38	R 430,000	1 x 75m <sup>2</sup> Unit + play equipment and fencing
Ptn019ECD	194361	MAKHAPHA P	PINETOWN	999	12	12	R 430,000	1 x 75m <sup>2</sup> Unit + play equipment and fencing
Ptn020ECD	232915	NKULISABANTU JP	PINETOWN	581	16	8	R 430,000	1 x 75m <sup>2</sup> Unit + play equipment and fencing
Ptn021ECD	237170	NOABAYEZITHA JP	PINETOWN	210	7	8	R 430,000	1 x 75m <sup>2</sup> Unit + play equipment and fencing
Ptn022ECD	248603	PHIKISWAYO JP	PINETOWN	854	8	6	R 430,000	1 x 75m <sup>2</sup> Unit + play equipment and fencing
Ptn023ECD	264365	SIFUNIMFUNDO P	PINETOWN	1358	28	50	R 430,000	1 x 75m <sup>2</sup> Unit + play equipment and fencing
Ptn024ECD	266474	SINENHLANHLA P (INANDA)	PINETOWN	673	15	11	R 430,000	1 x 75m <sup>2</sup> Unit + play equipment and fencing
Ptn025ECD	267769	SIPHOSETHU P	PINETOWN	837	13	11	R 430,000	1 x 75m <sup>2</sup> Unit + play equipment and fencing
Ptn026ECD	227439	NGAZANA JP	PINETOWN	535	10	16	R 430,000	1 x 75m <sup>2</sup> Unit + play equipment and fencing
Ptn027ECD	232397	NKONSELENI P	PINETOWN	313	8	8	R 430,000	1 x 75m <sup>2</sup> Unit + play equipment and fencing
Ptn028ECD	182484	KWANONGQANGA P	PINETOWN	98	6	5	R 430,000	1 x 75m <sup>2</sup> Unit + play equipment and fencing
Ptn029ECD	214267	MOFU JP	PINETOWN	128	6	12	R 430,000	1 x 75m <sup>2</sup> Unit + play equipment and fencing
Ptn030ECD	221408	MVINI P	PINETOWN	489	14	15	R 430,000	1 x 75m <sup>2</sup> Unit + play equipment and fencing
Ptn031ECD	285011	TSHANYANA P	PINETOWN	254	7	23	R 430,000	1 x 75m <sup>2</sup> Unit + play equipment and fencing
Ptn032ECD	178081	KWAGENCE P	PINETOWN	650	11	28	R 430,000	1 x 75m <sup>2</sup> Unit + play equipment and fencing
Ptn033ECD	228031	NGIDI P	PINETOWN	584	14	8	R 430,000	1 x 75m <sup>2</sup> Unit + play equipment and fencing

ECD PROGRAMME

Priority	EMIS No.	Name of School	Education District	Enrolment	Total Learning Spaces	Total Toilets	Estimated Cost	Nature of Service
Ptn034ECD	401635	ASIPHEPHE P	PINETOWN	1079	6	1	R 430,000	1 x 75m <sup>2</sup> Unit + play equipment and fencing
Ptn035ECD	119510	DALMENY P	PINETOWN	897	24	10	R 430,000	1 x 75m <sup>2</sup> Unit + play equipment and fencing
Ptn036ECD	301624	ZWAKELE P	PINETOWN	1407	29	52	R 430,000	1 x 75m <sup>2</sup> Unit + play equipment and fencing
Ptn037ECD	162023	INCHANGA P	PINETOWN	877	20	17	R 430,000	1 x 75m <sup>2</sup> Unit + play equipment and fencing
Ptn038ECD	301846	ZWELIBOMVU SP	PINETOWN	414	16	11	R 430,000	1 x 75m <sup>2</sup> Unit + play equipment and fencing
Ptn039ECD	236023	NOQOMFELA P	PINETOWN	365	14	6	R 430,000	1 x 75m <sup>2</sup> Unit + play equipment and fencing
Ptn040ECD	246790	PEACEVILLE P	PINETOWN	907	16	23	R 430,000	1 x 75m <sup>2</sup> Unit + play equipment and fencing
Ptn041ECD	280423	THANDOKUHLÉ JP	PINETOWN	769	14	23	R 430,000	1 x 75m <sup>2</sup> Unit + play equipment and fencing
Ptn042ECD	124135	DUMANI JP	PINETOWN	510	8	8	R 430,000	1 x 75m <sup>2</sup> Unit + play equipment and fencing
Ptn043ECD	196100	MANDLAKAYISE P	PINETOWN	1039	25	9	R 430,000	1 x 75m <sup>2</sup> Unit + play equipment and fencing
Ptn044ECD	177378	KRANSKLOOF P	PINETOWN	954	18	6	R 430,000	1 x 75m <sup>2</sup> Unit + play equipment and fencing
Ptn045ECD	105154	BAMBISANDLA JP	PINETOWN	572	14	28	R 430,000	1 x 75m <sup>2</sup> Unit + play equipment and fencing
Sis001ECD	425093	ENTSIKENI JS	SISONKE	969	15	28	R 430,000	1 x 75m <sup>2</sup> Unit + play equipment and fencing
Sis002ECD	428275	ST PATRICK'S JS	SISONKE	560	7	4	R 430,000	1 x 75m <sup>2</sup> Unit + play equipment and fencing
Sis003ECD	426129	L. MTIMKULU JS	SISONKE	374	10	15	R 430,000	1 x 75m <sup>2</sup> Unit + play equipment and fencing
Sis004ECD	427128	MYEMBE JS	SISONKE	337	6	0	R 430,000	1 x 75m <sup>2</sup> Unit + play equipment and fencing
Sis005ECD	425278	EZIMPUNGENI JS	SISONKE	300	7	12	R 430,000	1 x 75m <sup>2</sup> Unit + play equipment and fencing
Sis006ECD	426795	MKATSHANA C	SISONKE	463	10	21	R 430,000	1 x 75m <sup>2</sup> Unit + play equipment and fencing
Sis007ECD	424723	ELUKOLWENI JS	SISONKE	136	2	2	R 430,000	1 x 75m <sup>2</sup> Unit + play equipment and fencing
Sis008ECD	424908	EMFUNDWENI JS	SISONKE	484	7	4	R 430,000	1 x 75m <sup>2</sup> Unit + play equipment and fencing
Sis009ECD	429533	ZIMEMA SP	SISONKE	204	5	5	R 430,000	1 x 75m <sup>2</sup> Unit + play equipment and fencing
Sis010ECD	424612	EBUTA JS	SISONKE	336	6	6	R 430,000	1 x 75m <sup>2</sup> Unit + play equipment and fencing
Sis011ECD	425685	HOPEWELL JS	SISONKE	511	9	12	R 430,000	1 x 75m <sup>2</sup> Unit + play equipment and fencing
Sis012ECD	193029	MAHAWULE JP	SISONKE	155	5	15	R 430,000	1 x 75m <sup>2</sup> Unit + play equipment and fencing
Sis013ECD	197580	MANTULELA P	SISONKE	830	20	18	R 430,000	1 x 75m <sup>2</sup> Unit + play equipment and fencing
Sis014ECD	287564	UMGODI JP	SISONKE	295	7	16	R 430,000	1 x 75m <sup>2</sup> Unit + play equipment and fencing
Sis015ECD	203352	MAZONGO P	SISONKE	743	20	15	R 430,000	1 x 75m <sup>2</sup> Unit + play equipment and fencing
Sis016ECD	428238	ST MICHAEL'S JS	SISONKE	509	7	12	R 430,000	1 x 75m <sup>2</sup> Unit + play equipment and fencing
Sis017ECD	274096	SOUL P	SISONKE	821	0	0	R 430,000	1 x 75m <sup>2</sup> Unit + play equipment and fencing
Sis018ECD	149628	GLENMAIZE P	SISONKE	204	6	12	R 430,000	1 x 75m <sup>2</sup> Unit + play equipment and fencing
Sis019ECD	223369	NCAKUBANA P	SISONKE	372	8	10	R 430,000	1 x 75m <sup>2</sup> Unit + play equipment and fencing
Sis020ECD	192881	MAHAFANA P	SISONKE	101	0	8	R 430,000	1 x 75m <sup>2</sup> Unit + play equipment and fencing
Sis021ECD	234210	NOKWEJA P	SISONKE	547	17	18	R 430,000	1 x 75m <sup>2</sup> Unit + play equipment and fencing
Sis022ECD	145151	FOLESHILL P	SISONKE	91	3	5	R 430,000	1 x 75m <sup>2</sup> Unit + play equipment and fencing
Sis023ECD	159063	HUNTLEY P	SISONKE	217	4	4	R 430,000	1 x 75m <sup>2</sup> Unit + play equipment and fencing
Sis024ECD	177230	KOPPIESKRAAL	SISONKE	110	2	2	R 430,000	1 x 75m <sup>2</sup> Unit + play equipment and fencing
Sis025ECD	226662	NEW MARKET P	SISONKE	284	3	10	R 430,000	1 x 75m <sup>2</sup> Unit + play equipment and fencing
Sis026ECD	276649	ST PAUL P (FRANKLIN)	SISONKE	311	7	17	R 430,000	1 x 75m <sup>2</sup> Unit + play equipment and fencing
Sis027ECD	163281	INGELI P	SISONKE	287	5	4	R 430,000	1 x 75m <sup>2</sup> Unit + play equipment and fencing
Sis028ECD	166574	INUNGI P	SISONKE	222	2	2	R 430,000	1 x 75m <sup>2</sup> Unit + play equipment and fencing
Sis029ECD	281866	THIBANE C (KOKSTAD)	SISONKE	460	16	20	R 430,000	1 x 75m <sup>2</sup> Unit + play equipment and fencing
Sis030ECD	107892	BHAMBATHA P	SISONKE	367	8	8	R 430,000	1 x 75m <sup>2</sup> Unit + play equipment and fencing
Sis031ECD	110556	BLESSED LUANDA	SISONKE	835	16	8	R 430,000	1 x 75m <sup>2</sup> Unit + play equipment and fencing
Sis032ECD	133496	EMNQUNDEKWENI P	SISONKE	333	8	5	R 430,000	1 x 75m <sup>2</sup> Unit + play equipment and fencing
Sis033ECD	210789	MICHAEL M SHELMBE P	SISONKE	169	6	4	R 430,000	1 x 75m <sup>2</sup> Unit + play equipment and fencing
Sis034ECD	130536	EMAGCAKINI P	SISONKE	319	7	4	R 430,000	1 x 75m <sup>2</sup> Unit + play equipment and fencing
Sis035ECD	200244	MASHAYILANGA P	SISONKE	836	10	7	R 430,000	1 x 75m <sup>2</sup> Unit + play equipment and fencing
Sis036ECD	227624	NGESHENI P	SISONKE	287	7	4	R 430,000	1 x 75m <sup>2</sup> Unit + play equipment and fencing
Sis037ECD	229437	NGXOLA P	SISONKE	145	4	6	R 430,000	1 x 75m <sup>2</sup> Unit + play equipment and fencing
Sis038ECD	238169	NSIMBINI P	SISONKE	529	7	2	R 430,000	1 x 75m <sup>2</sup> Unit + play equipment and fencing
Sis039ECD	152440	GUDLINTABA P	SISONKE	164	5	18	R 430,000	1 x 75m <sup>2</sup> Unit + play equipment and fencing
Sis040ECD	266326	SINDAWONYE P	SISONKE	302	8	8	R 430,000	1 x 75m <sup>2</sup> Unit + play equipment and fencing
Sis041ECD	254301	QULASHE C	SISONKE	738	8	6	R 430,000	1 x 75m <sup>2</sup> Unit + play equipment and fencing
Sis042ECD	283679	THUNZI P	SISONKE	109	5	6	R 430,000	1 x 75m <sup>2</sup> Unit + play equipment and fencing
Ugu001ECD	307988	DINGIMBIZA JP	UGU	241	6	8	R 430,000	1 x 75m <sup>2</sup> Unit + play equipment and fencing
Ugu002ECD	127872	EKHANYENI P (UMKOMAAS)	UGU	97	5	0	R 430,000	1 x 75m <sup>2</sup> Unit + play equipment and fencing
Ugu003ECD	193843	MAJOLA JP	UGU	71	4	14	R 430,000	1 x 75m <sup>2</sup> Unit + play equipment and fencing



ECD PROGRAMME

Priority	EMIS No.	Name of School	Education District	Enrolment	Total Learning Spaces	Total Toilets	Estimated Cost	Nature of Service
Ugu004ECD	148752	GEBERS P	UGU	185	6	8	R 430,000	1 x 75m <sup>2</sup> Unit + play equipment and fencing
Ugu005ECD	320901	SIYATHOKOZA LP	UGU	245	5	5	R 430,000	1 x 75m <sup>2</sup> Unit + play equipment and fencing
Ugu006ECD	322973	ZAMUKWE P	UGU	201	8	4	R 430,000	1 x 75m <sup>2</sup> Unit + play equipment and fencing
Ugu007ECD	190513	MACEBO JP	UGU	87	3	14	R 430,000	1 x 75m <sup>2</sup> Unit + play equipment and fencing
Ugu008ECD	274318	SOVIYO P	UGU	180	4	3	R 430,000	1 x 75m <sup>2</sup> Unit + play equipment and fencing
Ugu009ECD	199948	MARSHMOUNT P	UGU	576	7	10	R 430,000	1 x 75m <sup>2</sup> Unit + play equipment and fencing
Ugu010ECD	238724	NTABA P	UGU	1178	16	36	R 430,000	1 x 75m <sup>2</sup> Unit + play equipment and fencing
Ugu011ECD	261516	SHAYAMOYA PUBLIC P	UGU	117	5	10	R 430,000	1 x 75m <sup>2</sup> Unit + play equipment and fencing
Ugu012ECD	159470	SBONOKUHLE JP	UGU	161	5	8	R 430,000	1 x 75m <sup>2</sup> Unit + play equipment and fencing
Ugu013ECD	279054	SUTTON P	UGU	647	7	10	R 430,000	1 x 75m <sup>2</sup> Unit + play equipment and fencing
Ugu014ECD	320975	SUNDUZA JP	UGU	221	4	6	R 430,000	1 x 75m <sup>2</sup> Unit + play equipment and fencing
Ugu015ECD	124542	DUMISA P	UGU	503	17	16	R 430,000	1 x 75m <sup>2</sup> Unit + play equipment and fencing
Ugu016ECD	407148	ST FAITHS P	UGU	68	0	0	R 430,000	1 x 75m <sup>2</sup> Unit + play equipment and fencing
Ugu017ECD	155807	HIMMELBERG INT	UGU	404	10	14	R 430,000	1 x 75m <sup>2</sup> Unit + play equipment and fencing
Ugu018ECD	170459	IZINGOLWENI P	UGU	1246	26	26	R 430,000	1 x 75m <sup>2</sup> Unit + play equipment and fencing
Ugu019ECD	112036	AMAVENYA P	UGU	414	6	9	R 430,000	1 x 75m <sup>2</sup> Unit + play equipment and fencing
Ugu020ECD	243164	OHLANGENI JP	UGU	493	10	8	R 430,000	1 x 75m <sup>2</sup> Unit + play equipment and fencing
Ugu021ECD	231435	NKALOKAZI LP	UGU	17	2	4	R 430,000	1 x 75m <sup>2</sup> Unit + play equipment and fencing
Ugu022ECD	217745	MQANGQALA P	UGU	92	0	6	R 430,000	1 x 75m <sup>2</sup> Unit + play equipment and fencing
Ugu023ECD	181522	KWAMPHIKWA P	UGU	642	8	6	R 430,000	1 x 75m <sup>2</sup> Unit + play equipment and fencing
Ugu024ECD	297443	WOZANI JP	UGU	76	4	8	R 430,000	1 x 75m <sup>2</sup> Unit + play equipment and fencing
Ugu025ECD	206608	MDUMEZULU P	UGU	552	14	8	R 430,000	1 x 75m <sup>2</sup> Unit + play equipment and fencing
Ugu026ECD	227217	NGALEKA P	UGU	105	7	4	R 430,000	1 x 75m <sup>2</sup> Unit + play equipment and fencing
Ugu027ECD	197469	MANSFIELD P	UGU	712	15	6	R 430,000	1 x 75m <sup>2</sup> Unit + play equipment and fencing
Ugu028ECD	214785	MANYONGA LP	UGU	150	4	10	R 430,000	1 x 75m <sup>2</sup> Unit + play equipment and fencing
Ugu029ECD	229733	NHLALWANE P	UGU	356	13	8	R 430,000	1 x 75m <sup>2</sup> Unit + play equipment and fencing
Ugu030ECD	321049	THUTHUKANI MABHELE JP	UGU	36	4	8	R 430,000	1 x 75m <sup>2</sup> Unit + play equipment and fencing
Ugu031ECD	157990	HLWATHIKA P	UGU	174	11	8	R 430,000	1 x 75m <sup>2</sup> Unit + play equipment and fencing
Ugu032ECD	147297	GAYIGA P	UGU	300	8	13	R 430,000	1 x 75m <sup>2</sup> Unit + play equipment and fencing
Ugu033ECD	126466	EBUMBENI JP	UGU	106	5	8	R 430,000	1 x 75m <sup>2</sup> Unit + play equipment and fencing
Ugu034ECD	190661	MACHI P	UGU	578	22	28	R 430,000	1 x 75m <sup>2</sup> Unit + play equipment and fencing
Ugu035ECD	138898	ENYANDENI P	UGU	499	11	12	R 430,000	1 x 75m <sup>2</sup> Unit + play equipment and fencing
Ugu036ECD	146964	MAQAKALA P	UGU	476	4	14	R 430,000	1 x 75m <sup>2</sup> Unit + play equipment and fencing
Ugu037ECD	342768	MMOYENI JP	UGU	246	4	16	R 430,000	1 x 75m <sup>2</sup> Unit + play equipment and fencing
Ugu038ECD	114922	GEM NTSHEBE LP	UGU	55	0	0	R 430,000	1 x 75m <sup>2</sup> Unit + play equipment and fencing
Ugu039ECD	192104	MAGAYE P	UGU	334	7	14	R 430,000	1 x 75m <sup>2</sup> Unit + play equipment and fencing
Ugu040ECD	175417	KHUMBUZA P	UGU	277	11	14	R 430,000	1 x 75m <sup>2</sup> Unit + play equipment and fencing
uMg001ECD	108336	BHEKAMATSHE P	UMGUNGUNDLOVU	330	8	18	R 430,000	1 x 75m <sup>2</sup> Unit + play equipment and fencing
uMg002ECD	112776	BRUYNSHILL P	UMGUNGUNDLOVU	294	9	4	R 430,000	1 x 75m <sup>2</sup> Unit + play equipment and fencing
uMg003ECD	113590	BULAWAYO P	UMGUNGUNDLOVU	348	10	10	R 430,000	1 x 75m <sup>2</sup> Unit + play equipment and fencing
uMg004ECD	114071	BYRNE P	UMGUNGUNDLOVU	170	2	5	R 430,000	1 x 75m <sup>2</sup> Unit + play equipment and fencing
uMg005ECD	114663	CARSHALTON P	UMGUNGUNDLOVU	57	3	3	R 430,000	1 x 75m <sup>2</sup> Unit + play equipment and fencing
uMg006ECD	127946	EKHOKHWANE P	UMGUNGUNDLOVU	356	23	12	R 430,000	1 x 75m <sup>2</sup> Unit + play equipment and fencing
uMg007ECD	130388	EMAFAKATHINI P	UMGUNGUNDLOVU	892	23	28	R 430,000	1 x 75m <sup>2</sup> Unit + play equipment and fencing
uMg008ECD	140378	ESIGODINI P	UMGUNGUNDLOVU	1371	31	45	R 430,000	1 x 75m <sup>2</sup> Unit + play equipment and fencing
uMg009ECD	146557	GABANGOLWAZI C	UMGUNGUNDLOVU	234	5	12	R 430,000	1 x 75m <sup>2</sup> Unit + play equipment and fencing
uMg010ECD	147519	GCINA P	UMGUNGUNDLOVU	465	8	16	R 430,000	1 x 75m <sup>2</sup> Unit + play equipment and fencing
uMg011ECD	151774	GREENKOP P	UMGUNGUNDLOVU	383	0	0	R 430,000	1 x 75m <sup>2</sup> Unit + play equipment and fencing
uMg012ECD	100603	ALBERT FALLS P	UMGUNGUNDLOVU	868	8	5	R 430,000	1 x 75m <sup>2</sup> Unit + play equipment and fencing
uMg013ECD	154680	HEMU HEMU P	UMGUNGUNDLOVU	435	9	36	R 430,000	1 x 75m <sup>2</sup> Unit + play equipment and fencing
uMg014ECD	160654	IMBOYI P	UMGUNGUNDLOVU	166	9	16	R 430,000	1 x 75m <sup>2</sup> Unit + play equipment and fencing
uMg015ECD	183409	KWASHANGE P	UMGUNGUNDLOVU	311	8	10	R 430,000	1 x 75m <sup>2</sup> Unit + play equipment and fencing
uMg016ECD	209790	MGWAGWA P	UMGUNGUNDLOVU	214	11	16	R 430,000	1 x 75m <sup>2</sup> Unit + play equipment and fencing
uMg017ECD	192400	MAGODA P	UMGUNGUNDLOVU	749	14	18	R 430,000	1 x 75m <sup>2</sup> Unit + play equipment and fencing
uMg018ECD	215525	MOUNTAIN HOME JP	UMGUNGUNDLOVU	83	5	6	R 430,000	1 x 75m <sup>2</sup> Unit + play equipment and fencing
uMg019ECD	299182	ZAMUXOLO P	UMGUNGUNDLOVU	256	6	12	R 430,000	1 x 75m <sup>2</sup> Unit + play equipment and fencing
uMg020ECD	302068	ZWELIYAZUZA P	UMGUNGUNDLOVU	737	18	14	R 430,000	1 x 75m <sup>2</sup> Unit + play equipment and fencing

ECD PROGRAMME

Priority	EMIS No.	Name of School	Education District	Enrolment	Total Learning Spaces	Total Toilets	Estimated Cost	Nature of Service
uMg021ECD	101047	ALSTON P	UMGUNGUNDLOVU	871	22	25	R 430,000	1 x 75m <sup>2</sup> Unit + play equipment and fencing
uMg022ECD	286713	UKWENZAKWETHU P	UMGUNGUNDLOVU	822	11	32	R 430,000	1 x 75m <sup>2</sup> Unit + play equipment and fencing
uMg023ECD	167536	ISIBONGO LP	UMGUNGUNDLOVU	870	19	17	R 430,000	1 x 75m <sup>2</sup> Unit + play equipment and fencing
Uml001ECD	293928	VUMOKUHLE JP	UMLAZI	854	12	16	R 430,000	1 x 75m <sup>2</sup> Unit + play equipment and fencing
Uml002ECD	117031	CLAREVILLE P	UMLAZI	686	13	24	R 430,000	1 x 75m <sup>2</sup> Unit + play equipment and fencing
Uml003ECD	141007	ESIPHETHWINI JP	UMLAZI	472	14	18	R 430,000	1 x 75m <sup>2</sup> Unit + play equipment and fencing
Uml004ECD	183742	KWATHAMBO P	UMLAZI	957	17	30	R 430,000	1 x 75m <sup>2</sup> Unit + play equipment and fencing
Uml005ECD	145706	FUNDAKAHLE P	UMLAZI	470	10	15	R 430,000	1 x 75m <sup>2</sup> Unit + play equipment and fencing
Uml006ECD	125578	DUZE P	UMLAZI	253	8	13	R 430,000	1 x 75m <sup>2</sup> Unit + play equipment and fencing
Uml007ECD	205313	MBUYAZI P	UMLAZI	557	17	18	R 430,000	1 x 75m <sup>2</sup> Unit + play equipment and fencing
Uml008ECD	287046	UMBOGINTWINI P	UMLAZI	403	20	53	R 430,000	1 x 75m <sup>2</sup> Unit + play equipment and fencing
Uml009ECD	101380	AMAGCINO P	UMLAZI	1313	21	6	R 430,000	1 x 75m <sup>2</sup> Unit + play equipment and fencing
Uml010ECD	287379	UMGABABA P	UMLAZI	635	14	8	R 430,000	1 x 75m <sup>2</sup> Unit + play equipment and fencing
Uml011ECD	132090	EMBOKODWENI P	UMLAZI	1067	14	31	R 430,000	1 x 75m <sup>2</sup> Unit + play equipment and fencing
Uml012ECD	244200	OPHAPHENI P	UMLAZI	636	17	17	R 430,000	1 x 75m <sup>2</sup> Unit + play equipment and fencing
Uml013ECD	263995	SIDIYA JP	UMLAZI	287	7	10	R 430,000	1 x 75m <sup>2</sup> Unit + play equipment and fencing
Uml014ECD	191956	MAGABENI JP	UMLAZI	411	21	40	R 430,000	1 x 75m <sup>2</sup> Unit + play equipment and fencing
Uml015ECD	166204	INTINYANE P	UMLAZI	400	11	8	R 430,000	1 x 75m <sup>2</sup> Unit + play equipment and fencing
Uml016ECD	250194	PHUPHUMA JP	UMLAZI	300	5	21	R 430,000	1 x 75m <sup>2</sup> Unit + play equipment and fencing
Uml017ECD	201243	MASUKU P	UMLAZI	632	9	12	R 430,000	1 x 75m <sup>2</sup> Unit + play equipment and fencing
Uml018ECD	106375	BAVUMILE JP	UMLAZI	601	17	16	R 430,000	1 x 75m <sup>2</sup> Unit + play equipment and fencing
Uml019ECD	156917	HLENGISIZWE JP	UMLAZI	928	29	44	R 430,000	1 x 75m <sup>2</sup> Unit + play equipment and fencing
Uml020ECD	441003	PHEMBISIZWE P	UMLAZI	345	0	9	R 430,000	1 x 75m <sup>2</sup> Unit + play equipment and fencing
Uml021ECD	131128	EMANGADINI P	UMLAZI	304	10	8	R 430,000	1 x 75m <sup>2</sup> Unit + play equipment and fencing
Uml022ECD	212454	MKLOMELO P	UMLAZI	862	17	18	R 430,000	1 x 75m <sup>2</sup> Unit + play equipment and fencing
Uml023ECD	258630	SAPHUMELELA JP	UMLAZI	886	19	24	R 430,000	1 x 75m <sup>2</sup> Unit + play equipment and fencing
Uml024ECD	282680	THOLISU P	UMLAZI	792	19	30	R 430,000	1 x 75m <sup>2</sup> Unit + play equipment and fencing
Uml025ECD	259148	SAWPITS P	UMLAZI	245	16	14	R 430,000	1 x 75m <sup>2</sup> Unit + play equipment and fencing
Uml026ECD	132127	EMBOINI JP	UMLAZI	653	14	14	R 430,000	1 x 75m <sup>2</sup> Unit + play equipment and fencing
Uml027ECD	108928	BHEKITEMBA P	UMLAZI	670	25	18	R 430,000	1 x 75m <sup>2</sup> Unit + play equipment and fencing
Uml028ECD	263477	SIBUKEYANA P	UMLAZI	272	7	16	R 430,000	1 x 75m <sup>2</sup> Unit + play equipment and fencing
Uml029ECD	407592	IMBALIYETHU P	UMLAZI	1390	0	0	R 430,000	1 x 75m <sup>2</sup> Unit + play equipment and fencing
Uml030ECD	119695	DANGANYA JP	UMLAZI	275	6	10	R 430,000	1 x 75m <sup>2</sup> Unit + play equipment and fencing
Uml031ECD	170903	JAJA P	UMLAZI	778	18	22	R 430,000	1 x 75m <sup>2</sup> Unit + play equipment and fencing
Uml032ECD	104710	BADELILE JP	UMLAZI	716	17	15	R 430,000	1 x 75m <sup>2</sup> Unit + play equipment and fencing
Uml033ECD	298035	YIBONI JP	UMLAZI	766	16	27	R 430,000	1 x 75m <sup>2</sup> Unit + play equipment and fencing
Uml034ECD	109113	BHEKULWANDLE P	UMLAZI	731	20	14	R 430,000	1 x 75m <sup>2</sup> Unit + play equipment and fencing
Uml035ECD	153032	HABIYANA JP	UMLAZI	849	15	15	R 430,000	1 x 75m <sup>2</sup> Unit + play equipment and fencing
Uml036ECD	121915	DLAMBULA P	UMLAZI	630	12	8	R 430,000	1 x 75m <sup>2</sup> Unit + play equipment and fencing
Uml037ECD	218781	MSIZI DUBE P	UMLAZI	1007	22	28	R 430,000	1 x 75m <sup>2</sup> Unit + play equipment and fencing
Uml038ECD	108410	BHEKAPHAMBILI P	UMLAZI	771	14	14	R 430,000	1 x 75m <sup>2</sup> Unit + play equipment and fencing
Uml039ECD	258593	SAPHINDA P	UMLAZI	1285	25	30	R 430,000	1 x 75m <sup>2</sup> Unit + play equipment and fencing
Uml040ECD	268546	SITHANDIWE JP	UMLAZI	904	20	14	R 430,000	1 x 75m <sup>2</sup> Unit + play equipment and fencing
Uml041ECD	114626	CARRINGTON HEIGHTS P	UMLAZI	532	18	30	R 430,000	1 x 75m <sup>2</sup> Unit + play equipment and fencing
Uml042ECD	257927	SANDAKAHLE P	UMLAZI	1200	21	16	R 430,000	1 x 75m <sup>2</sup> Unit + play equipment and fencing
Uml043ECD	158878	H P NGWENYA P	UMLAZI	746	17	22	R 430,000	1 x 75m <sup>2</sup> Unit + play equipment and fencing
Uml044ECD	413882	NSIMBINI P (MAYVILLE)	UMLAZI	963	20	27	R 430,000	1 x 75m <sup>2</sup> Unit + play equipment and fencing
Uml045ECD	252895	QHOSHEYIPHETHE JP	UMLAZI	770	15	19	R 430,000	1 x 75m <sup>2</sup> Unit + play equipment and fencing
Uml046ECD	138750	ENTUTHUKWENI P	UMLAZI	701	22	42	R 430,000	1 x 75m <sup>2</sup> Unit + play equipment and fencing
Uml047ECD	203500	MBALASI JP	UMLAZI	509	15	15	R 430,000	1 x 75m <sup>2</sup> Unit + play equipment and fencing
Umz001ECD	212343	MKHUPULANGWENYA P	UMZINYATHI	347	4	16	R 430,000	1 x 75m <sup>2</sup> Unit + play equipment and fencing
Umz002ECD	187220	LIVANGELI P	UMZINYATHI	569	6	5	R 430,000	1 x 75m <sup>2</sup> Unit + play equipment and fencing
Umz003ECD	106301	BATSHE P	UMZINYATHI	685	17	20	R 430,000	1 x 75m <sup>2</sup> Unit + play equipment and fencing
Umz004ECD	250860	POMEROY STATE AIDED P	UMZINYATHI	217	5	8	R 430,000	1 x 75m <sup>2</sup> Unit + play equipment and fencing
Umz005ECD	447256	NTENESHANA P	UMZINYATHI	167	2	0	R 430,000	1 x 75m <sup>2</sup> Unit + play equipment and fencing
Umz006ECD	136123	ENDUBAZI P	UMZINYATHI	282	0	5	R 430,000	1 x 75m <sup>2</sup> Unit + play equipment and fencing
Umz007ECD	245495	OVERTOUN P	UMZINYATHI	372	6	24	R 430,000	1 x 75m <sup>2</sup> Unit + play equipment and fencing

ECD PROGRAMME

Priority	EMIS No.	Name of School	Education District	Enrolment	Total Learning Spaces	Total Toilets	Estimated Cost	Nature of Service
Umz008ECD	440522	NTANYANA P	UMZINYATHI	303	0	0	R 430,000	1 x 75m <sup>2</sup> Unit + play equipment and fencing
Umz009ECD	254005	QUARME P	UMZINYATHI	158	6	6	R 430,000	1 x 75m <sup>2</sup> Unit + play equipment and fencing
Umz010ECD	248270	PHENDUKA P	UMZINYATHI	494	6	8	R 430,000	1 x 75m <sup>2</sup> Unit + play equipment and fencing
Umz011ECD	281607	THEMBEKILE P	UMZINYATHI	288	6	16	R 430,000	1 x 75m <sup>2</sup> Unit + play equipment and fencing
Umz012ECD	440485	NTABAMHLOPHE P	UMZINYATHI	181	0	0	R 430,000	1 x 75m <sup>2</sup> Unit + play equipment and fencing
Umz013ECD	210419	MHLUNGWANE P	UMZINYATHI	556	17	18	R 430,000	1 x 75m <sup>2</sup> Unit + play equipment and fencing
Umz014ECD	290228	UPPER UMVOTI C	UMZINYATHI	318	10	6	R 430,000	1 x 75m <sup>2</sup> Unit + play equipment and fencing
Umz015ECD	137307	ENHLOSWENI P	UMZINYATHI	155	6	8	R 430,000	1 x 75m <sup>2</sup> Unit + play equipment and fencing
Umz016ECD	196433	MANDLETHU P	UMZINYATHI	558	14	18	R 430,000	1 x 75m <sup>2</sup> Unit + play equipment and fencing
Umz017ECD	152884	GWUJA P	UMZINYATHI	461	5	0	R 430,000	1 x 75m <sup>2</sup> Unit + play equipment and fencing
Umz018ECD	341584	SIPHAKEME	UMZINYATHI	826	14	0	R 430,000	1 x 75m <sup>2</sup> Unit + play equipment and fencing
Umz019ECD	200688	MASHUNKA P	UMZINYATHI	564	13	16	R 430,000	1 x 75m <sup>2</sup> Unit + play equipment and fencing
Umz020ECD	121286	DIMANE P	UMZINYATHI	151	2	0	R 430,000	1 x 75m <sup>2</sup> Unit + play equipment and fencing
Umz021ECD	440855	XONGO P	UMZINYATHI	140	0	0	R 430,000	1 x 75m <sup>2</sup> Unit + play equipment and fencing
Umz022ECD	126762	EDAMBE P	UMZINYATHI	64	2	12	R 430,000	1 x 75m <sup>2</sup> Unit + play equipment and fencing
Umz023ECD	334184	SIYABONGA P	UMZINYATHI	156	7	4	R 430,000	1 x 75m <sup>2</sup> Unit + play equipment and fencing
Umz024ECD	136308	ENGCAZA P	UMZINYATHI	318	8	12	R 430,000	1 x 75m <sup>2</sup> Unit + play equipment and fencing
Umz025ECD	253524	QINISO P	UMZINYATHI	591	9	16	R 430,000	1 x 75m <sup>2</sup> Unit + play equipment and fencing
Umz026ECD	142413	ETONGWE P	UMZINYATHI	317	8	6	R 430,000	1 x 75m <sup>2</sup> Unit + play equipment and fencing
Umz027ECD	187664	LOTTO P	UMZINYATHI	172	2	0	R 430,000	1 x 75m <sup>2</sup> Unit + play equipment and fencing
Umz028ECD	176712	KLWAYISI P	UMZINYATHI	130	2	3	R 430,000	1 x 75m <sup>2</sup> Unit + play equipment and fencing
Umz029ECD	263736	SIBUYANE P	UMZINYATHI	302	4	12	R 430,000	1 x 75m <sup>2</sup> Unit + play equipment and fencing
Umz030ECD	171754	JOYLANDS P	UMZINYATHI	175	5	5	R 430,000	1 x 75m <sup>2</sup> Unit + play equipment and fencing
Umz031ECD	118252	CORRIERUST P	UMZINYATHI	121	2	6	R 430,000	1 x 75m <sup>2</sup> Unit + play equipment and fencing
Umz032ECD	344100	MAHEDENI P	UMZINYATHI	237	2	10	R 430,000	1 x 75m <sup>2</sup> Unit + play equipment and fencing
Umz033ECD	282532	THOLILE P	UMZINYATHI	24	2	4	R 430,000	1 x 75m <sup>2</sup> Unit + play equipment and fencing
Umz034ECD	134273	EMPISINI P	UMZINYATHI	155	3	6	R 430,000	1 x 75m <sup>2</sup> Unit + play equipment and fencing
Umz035ECD	344026	MMANGALISO P	UMZINYATHI	268	5	6	R 430,000	1 x 75m <sup>2</sup> Unit + play equipment and fencing
Umz036ECD	215118	MORNINGSIDE C	UMZINYATHI	409	5	13	R 430,000	1 x 75m <sup>2</sup> Unit + play equipment and fencing
Umz037ECD	178414	KWANGQULU P	UMZINYATHI	613	3	6	R 430,000	1 x 75m <sup>2</sup> Unit + play equipment and fencing
Umz038ECD	134643	EMSIZINI P	UMZINYATHI	351	7	12	R 430,000	1 x 75m <sup>2</sup> Unit + play equipment and fencing
Umz039ECD	230917	NINI P	UMZINYATHI	556	8	8	R 430,000	1 x 75m <sup>2</sup> Unit + play equipment and fencing
Umz040ECD	105746	BAPAUME P	UMZINYATHI	81	3	8	R 430,000	1 x 75m <sup>2</sup> Unit + play equipment and fencing
Umz041ECD	228327	NGOME P	UMZINYATHI	353	4	14	R 430,000	1 x 75m <sup>2</sup> Unit + play equipment and fencing
Umz042ECD	446923	HOLISIZWE P	UMZINYATHI	180	2	0	R 430,000	1 x 75m <sup>2</sup> Unit + play equipment and fencing
Umz043ECD	447367	W MTSHILO P	UMZINYATHI	92	0	2	R 430,000	1 x 75m <sup>2</sup> Unit + play equipment and fencing
Umz044ECD	275206	ST BERNARDS JOLWAYO P	UMZINYATHI	456	12	9	R 430,000	1 x 75m <sup>2</sup> Unit + play equipment and fencing
Umz045ECD	303622	SINQUMENI P	UMZINYATHI	536	8	10	R 430,000	1 x 75m <sup>2</sup> Unit + play equipment and fencing
Umz046ECD	143930	FABENI JP	UMZINYATHI	359	5	10	R 430,000	1 x 75m <sup>2</sup> Unit + play equipment and fencing
Umz047ECD	260924	SEVEN OAKS P	UMZINYATHI	76	4	5	R 430,000	1 x 75m <sup>2</sup> Unit + play equipment and fencing
Umz048ECD	106338	BATTERSEA PARK P	UMZINYATHI	86	3	8	R 430,000	1 x 75m <sup>2</sup> Unit + play equipment and fencing
Vry001ECD	173937	KHAWULEZA P	VRYHEID	654	16	22	R 430,000	1 x 75m <sup>2</sup> Unit + play equipment and fencing
Vry002ECD	343397	SILETHUKUKHANYA	VRYHEID	197	2	4	R 430,000	1 x 75m <sup>2</sup> Unit + play equipment and fencing
Vry003ECD	248233	PHEMBUMUZI P	VRYHEID	460	6	8	R 430,000	1 x 75m <sup>2</sup> Unit + play equipment and fencing
Vry004ECD	250897	PONGOLA INTERMEDIATE	VRYHEID	868	10	9	R 430,000	1 x 75m <sup>2</sup> Unit + play equipment and fencing
Vry005ECD	340548	BUHLEBUYEZA P	VRYHEID	265	3	4	R 430,000	1 x 75m <sup>2</sup> Unit + play equipment and fencing
Vry006ECD	102194	AMANZASHISAYO P	VRYHEID	93	2	22	R 430,000	1 x 75m <sup>2</sup> Unit + play equipment and fencing
Vry007ECD	195249	MALIYAMAKHANDA P	VRYHEID	380	8	10	R 430,000	1 x 75m <sup>2</sup> Unit + play equipment and fencing
Vry008ECD	326340	CELIMPILO P	VRYHEID	542	7	6	R 430,000	1 x 75m <sup>2</sup> Unit + play equipment and fencing
Vry009ECD	343286	MYEKENI	VRYHEID	276	5	4	R 430,000	1 x 75m <sup>2</sup> Unit + play equipment and fencing
Vry010ECD	109335	BHEKUZULU P (VRYHEID REGION)	VRYHEID	1157	29	52	R 430,000	1 x 75m <sup>2</sup> Unit + play equipment and fencing
Vry011ECD	173086	KHAMBULA C	VRYHEID	157	8	6	R 430,000	1 x 75m <sup>2</sup> Unit + play equipment and fencing
Vry012ECD	148444	GEZAMEHLO LP	VRYHEID	225	5	7	R 430,000	1 x 75m <sup>2</sup> Unit + play equipment and fencing
Vry013ECD	185296	LANGALESIZWE P	VRYHEID	508	8	9	R 430,000	1 x 75m <sup>2</sup> Unit + play equipment and fencing
Vry014ECD	125689	DWARSRAND P	VRYHEID	403	10	8	R 430,000	1 x 75m <sup>2</sup> Unit + play equipment and fencing
Vry015ECD	159729	IHLATHI P	VRYHEID	117	1	8	R 430,000	1 x 75m <sup>2</sup> Unit + play equipment and fencing
Vry016ECD	212306	MKHUPHANE P	VRYHEID	199	4	8	R 430,000	1 x 75m <sup>2</sup> Unit + play equipment and fencing

ECD PROGRAMME

Priority	EMIS No.	Name of School	Education District	Enrolment	Total Learning Spaces	Total Toilets	Estimated Cost	Nature of Service
Vry017ECD	446442	PHILIBANA P	VRYHEID	157	1	2	R 430,000	1 x 75m <sup>2</sup> Unit + play equipment and fencing
Vry018ECD	321789	INTATHAKUSA JP	VRYHEID	232	4	9	R 430,000	1 x 75m <sup>2</sup> Unit + play equipment and fencing
Vry019ECD	164946	INKOSENTSHA P	VRYHEID	366	5	8	R 430,000	1 x 75m <sup>2</sup> Unit + play equipment and fencing
Vry020ECD	178784	KWA BANAKILE PUBLIC P	VRYHEID	237	10	10	R 430,000	1 x 75m <sup>2</sup> Unit + play equipment and fencing
Vry021ECD	303400	ISIKHALISETHU P	VRYHEID	371	7	12	R 430,000	1 x 75m <sup>2</sup> Unit + play equipment and fencing
Vry022ECD	325600	NGUQE P	VRYHEID	179	2	8	R 430,000	1 x 75m <sup>2</sup> Unit + play equipment and fencing
Vry023ECD	161394	IMPUPHUSI P	VRYHEID	176	5	11	R 430,000	1 x 75m <sup>2</sup> Unit + play equipment and fencing
Vry024ECD	169793	ITSHLEJUBA P	VRYHEID	561	14	9	R 430,000	1 x 75m <sup>2</sup> Unit + play equipment and fencing
Vry025ECD	151108	GOQO P	VRYHEID	700	16	14	R 430,000	1 x 75m <sup>2</sup> Unit + play equipment and fencing
Vry026ECD	337440	SENZELENI P	VRYHEID	174	4	12	R 430,000	1 x 75m <sup>2</sup> Unit + play equipment and fencing
Vry027ECD	309357	MAQIYANA P	VRYHEID	241	7	4	R 430,000	1 x 75m <sup>2</sup> Unit + play equipment and fencing
Vry028ECD	311281	KHOKHWANENI JP	VRYHEID	376	6	6	R 430,000	1 x 75m <sup>2</sup> Unit + play equipment and fencing
Vry029ECD	281755	THEMBOKUHLE LP	VRYHEID	638	16	20	R 430,000	1 x 75m <sup>2</sup> Unit + play equipment and fencing
Vry030ECD	166426	INTUTHUKO P (HLOBANE)	VRYHEID	118	3	8	R 430,000	1 x 75m <sup>2</sup> Unit + play equipment and fencing
Vry031ECD	198986	MAQULUSINI P	VRYHEID	208	5	10	R 430,000	1 x 75m <sup>2</sup> Unit + play equipment and fencing
Vry032ECD	185222	LANDULWAZI P	VRYHEID	513	8	20	R 430,000	1 x 75m <sup>2</sup> Unit + play equipment and fencing
Vry033ECD	298664	ZAMANI P (NONGOMA)	VRYHEID	348	8	10	R 430,000	1 x 75m <sup>2</sup> Unit + play equipment and fencing
Vry034ECD	197876	MANZAMHLOPHE INTERMEDIATE	VRYHEID	352	9	12	R 430,000	1 x 75m <sup>2</sup> Unit + play equipment and fencing
Vry035ECD	185518	LANGENI C	VRYHEID	891	13	32	R 430,000	1 x 75m <sup>2</sup> Unit + play equipment and fencing
Vry036ECD	157361	HLONGOMIYA P	VRYHEID	55	0	4	R 430,000	1 x 75m <sup>2</sup> Unit + play equipment and fencing
Vry037ECD	446405	HLANGANANI P	VRYHEID	172	6	8	R 430,000	1 x 75m <sup>2</sup> Unit + play equipment and fencing
Vry038ECD	136012	ENDLOZANA P	VRYHEID	645	12	12	R 430,000	1 x 75m <sup>2</sup> Unit + play equipment and fencing
Vry039ECD	214119	MNYAME P	VRYHEID	689	18	15	R 430,000	1 x 75m <sup>2</sup> Unit + play equipment and fencing
Vry040ECD	411033	MGOBHOZI P	VRYHEID	123	0	4	R 430,000	1 x 75m <sup>2</sup> Unit + play equipment and fencing
Vry041ECD	304732	KWAMPUNZI P	VRYHEID	545	7	20	R 430,000	1 x 75m <sup>2</sup> Unit + play equipment and fencing
Vry042ECD	341436	MVULELENI P	VRYHEID	223	3	4	R 430,000	1 x 75m <sup>2</sup> Unit + play equipment and fencing
Vry043ECD	169867	ITSHODO P	VRYHEID	266	7	7	R 430,000	1 x 75m <sup>2</sup> Unit + play equipment and fencing
Vry044ECD	140859	ESINQENI PUBLIC	VRYHEID	622	11	16	R 430,000	1 x 75m <sup>2</sup> Unit + play equipment and fencing
Vry045ECD	146927	GAMELIHLE P	VRYHEID	489	11	16	R 430,000	1 x 75m <sup>2</sup> Unit + play equipment and fencing
Vry046ECD	311836	MANDLANA LP	VRYHEID	357	6	24	R 430,000	1 x 75m <sup>2</sup> Unit + play equipment and fencing

## ANNEXURE B5

Priority	EMIS No.	Name of School	Education District	Enrolment	Total Learning Spaces	Total Toilets on Site	Estimated Cost	Scope of Work (No. of Toilets)
W&S001	127317	EGOLI P	UGU	177	3	7	R 90,000	2
W&S002	307988	DINGIMBIZA JP	UGU	241	6	8	R 225,000	5
W&S003	262885	SIBHANGWANA P	UGU	167	5	6	R 135,000	3
W&S004	233618	NOBUZWE P	UGU	244	8	13	R 225,000	5
W&S005	183150	KWAQUMBU P	UGU	303	16	12	R 225,000	5
W&S006	308580	MAGEBA P	UGU	74	6	5	R 45,000	1
W&S007	108262	BHEKAMANDELU H	UGU	176	10	6	R 135,000	3
W&S008	233063	NKUNSWANA P	UGU	91	9	16	R 45,000	1
W&S009	174381	KHETHUKUTHULA P	UMGUNGUNDLOVU	51	1	6	R 45,000	1
W&S010	193658	MAHLUTSHINI P	UMGUNGUNDLOVU	176	5	8	R 45,000	1
W&S011	281940	THIMUNI P	UMGUNGUNDLOVU	242	7	10	R 225,000	5
W&S012	175158	KHULANJALO P	UMGUNGUNDLOVU	83	4	4	R 45,000	1
W&S013	120842	DESDALE P	UMGUNGUNDLOVU	70	0	6	R 45,000	1
W&S014	216931	MPOFANA P	UMGUNGUNDLOVU	143	13	16	R 45,000	1
W&S015	280534	THANDOLWABASHA P	UMGUNGUNDLOVU	48	2	4	R 45,000	1
W&S016	130536	EMAGCAKINI P	SISONKE	319	7	4	R 495,000	11
W&S017	133496	EMNQUNDEKWENI P	SISONKE	333	8	5	R 450,000	10
W&S018	135346	EMWANENI P	SISONKE	282	9	6	R 405,000	9
W&S019	141192	ESIQANDULWENI P	SISONKE	308	6	10	R 270,000	6
W&S020	161468	IMVULENI P	SISONKE	797	17	12	R 630,000	14
W&S021	203574	MBAMBALALA P	SISONKE	171	2	8	R 45,000	1
W&S022	205239	MBUTHISWENI P	UMGUNGUNDLOVU	262	12	8	R 315,000	7
W&S023	205424	MC CARTHY P	UMGUNGUNDLOVU	651	0	20	R 360,000	8
W&S024	211418	MJILA P	SISONKE	226	6	6	R 315,000	7
W&S025	218485	MSHOBASHOBI P	SISONKE	151	7	18	R 45,000	1
W&S026	229437	NGXOLA P	SISONKE	145	4	6	R 135,000	3
W&S027	255670	RIDGE P (UND)	SISONKE	223	6	8	R 225,000	5
W&S028	260258	SENZAKAHLE S	UMGUNGUNDLOVU	263	7	8	R 315,000	7
W&S029	272764	SOKHELA P	SISONKE	241	6	6	R 315,000	7
W&S030	288674	UMQATSHENI P	SISONKE	260	7	8	R 315,000	7
W&S031	288822	UMSIKAZI JP	UGU	70	5	5	R 45,000	1
W&S032	296999	WOODHURST P	SISONKE	271	7	6	R 405,000	9

Water and Sanitation

Priority	EMIS No.	Name of School	Education District	Enrolment	Total Learning Spaces	Total Toilets on Site	Estimated Cost	Scope of Work (No. of Toilets)
W&S033	299330	ZASENGWA JP	SISONKE	137	5	12	R 45,000	1
W&S034	312798	KWAPITELA P	SISONKE	114	5	4	R 225,000	5
W&S035	325415	NHLAMVANA P	SISONKE	123	7	6	R 135,000	3
W&S036	420024	KASTURBA GANDHI P	PINETOWN	1022	8	1	R 1,575,000	35
W&S037	425500	GQWALU C	SISONKE	126	9	1	R 360,000	8
W&S038	119769	DANINVA P	OTHUKELA	55	2	1	R 180,000	4
W&S039	170422	IZINESHE P	OBONJENI	977	20	2	R 1,350,000	30
W&S040	423761	BOMVINI C	SISONKE	445	9	1	R 810,000	18
W&S041	212861	MLOMOKAZULU JS	VRYHEID	457	10	1	R 810,000	18
W&S042	204943	MBOZA P	OBONJENI	1522	18	4	R 1,440,000	32
W&S043	195101	MALANDELA S	VRYHEID	317	6	1	R 630,000	14
W&S044	242165	NZUZA S	EMPANGENI	597	16	2	R 765,000	17
W&S045	102083	AMANGWANE H	OTHUKELA	829	34	3	R 1,305,000	29
W&S046	276945	ST VICTOR S	VRYHEID	530	4	2	R 765,000	17
W&S047	132053	MPUMELELO P	UMGUNGUNDLOVU	1628	15	8	R 1,260,000	28
W&S048	165353	INQABA P	EMPANGENI	849	16	3	R 1,305,000	29
W&S049	427202	NDLOZANA JP	SISONKE	230	4	1	R 540,000	12
W&S050	238169	NSIMBINI P	SISONKE	529	7	2	R 765,000	17
W&S051	340289	THEMBUMZAMO P	OTHUKELA	310	6	1	R 630,000	14
W&S052	146705	GAGISA P	UMGUNGUNDLOVU	523	12	2	R 765,000	17
W&S053	425352	GCWENTSA JS	SISONKE	235	5	1	R 540,000	12
W&S054	233026	NKUNGWINI P	OBONJENI	493	15	2	R 765,000	17
W&S055	427276	NGUSE JS	SISONKE	512	3	2	R 765,000	17
W&S056	126207	EBOYENI P	OTHUKELA	30	3	2	R 135,000	3
W&S057	141451	ESIVIVANENI P	UGU	866	16	4	R 1,260,000	28
W&S058	286306	OHLANGE S	PINETOWN	1550	25	6	R 1,350,000	30
W&S059	114404	CANDABUTHULE H	UMZINYATHI	904	16	4	R 1,260,000	28
W&S060	203685	MBAMBI H	UGU	928	11	4	R 1,260,000	28
W&S061	166315	INTSHISEKELO S	PINETOWN	1431	24	6	R 1,350,000	30
W&S062	115033	CEBISA H	EMPANGENI	480	13	2	R 765,000	17
W&S063	264328	SIFISOSETHU P	OTHUKELA	949	21	4	R 1,260,000	28
W&S064	231213	NJOMELWANE P	VRYHEID	455	12	2	R 765,000	17
W&S065	122359	DLUKULWANE P	UGU	977	7	4	R 1,260,000	28
W&S066	241018	NTUTHUNGA P	EMPANGENI	457	21	2	R 765,000	17
W&S067	207237	MEHLWANA P	EMPANGENI	471	19	2	R 765,000	17

Water and Sanitation

Priority	EMIS No.	Name of School	Education District	Enrolment	Total Learning Spaces	Total Toilets on Site	Estimated Cost	Scope of Work (No. of Toilets)
W&S068	266400	SINEGUGU P	SISONKE	115	1	1	R 360,000	8
W&S069	423909	BUHLEBEZWE SP	SISONKE	209	6	1	R 540,000	12
W&S070	327302	BENJOBE JP	OBONJENI	463	7	2	R 765,000	17
W&S071	134828	EMTHINI P	UGU	1098	27	5	R 1,395,000	31
W&S072	127798	EKHAMANZI P	UMGUNGUNDLOVU	516	9	2	R 765,000	17
W&S073	242461	OBUKA SS	EMPANGENI	568	11	3	R 720,000	16
W&S074	174825	KHONYA JP	OBONJENI	449	7	2	R 765,000	17
W&S075	307655	VEZOBALA JS	OBONJENI	503	5	2	R 765,000	17
W&S076	265031	SIKHUKHUKHU P	UMGUNGUNDLOVU	447	14	2	R 765,000	17
W&S077	231805	NKAWU S	VRYHEID	431	8	2	R 765,000	17
W&S078	238650	NSUZE P	EMPANGENI	409	14	2	R 585,000	13
W&S079	126910	EDILINI P	OTHUKELA	1009	28	5	R 1,215,000	27
W&S080	136789	ENGWENI P	OBONJENI	560	6	3	R 720,000	16
W&S081	413734	SINENZUZO P	PINETOWN	868	9	4	R 1,260,000	28
W&S082	159507	IFAFA JP	UGU	953	21	5	R 1,215,000	27
W&S083	131794	EMBABANE P	AMAJUBA	925	21	5	R 1,215,000	27
W&S084	304436	MTHANDI P	OTHUKELA	376	8	2	R 585,000	13
W&S085	136863	ENHLABABO P	EMPANGENI	382	8	2	R 585,000	13
W&S086	201391	MATATANE S	UMGUNGUNDLOVU	629	21	4	R 990,000	22
W&S087	102712	AMATIKULU P	EMPANGENI	433	7	2	R 765,000	17
W&S088	217153	MPOLWENI S	UMGUNGUNDLOVU	651	18	4	R 990,000	22
W&S089	243053	OGWINI COMPREHENSIVE	UMLAZI	2546	57	14	R 990,000	22
W&S090	338439	THEMBALIHLE P	PINETOWN	1078	7	6	R 1,350,000	30
W&S091	300699	ZIPHOZONKE H	EMPANGENI	650	19	4	R 990,000	22
W&S092	428497	TEEKLOOF SP	SISONKE	196	6	1	R 540,000	12
W&S093	241721	NYATHINI P	OBONJENI	331	9	2	R 585,000	13
W&S094	131350	EMANYISENI P	OBONJENI	671	12	4	R 990,000	22
W&S095	127761	EJOKWENI P	EMPANGENI	280	8	2	R 585,000	13
W&S096	327598	MTHANTI COMTECH JS	OBONJENI	396	6	2	R 585,000	13
W&S097	247160	PETERGATE P	VRYHEID	175	4	1	R 360,000	8
W&S098	326264	IZWI LESIZWE P	UMGUNGUNDLOVU	1256	0	7	R 1,305,000	29
W&S099	177378	KRANSKLOOF P	PINETOWN	954	18	6	R 1,170,000	26
W&S100	141303	ESIQHOQHWENI JS	ILEMBE	152	6	1	R 360,000	8
W&S101	109890	BHUKWANA H	OBONJENI	409	6	2	R 585,000	13
W&S102	147482	GCILIMA P	UGU	1001	17	6	R 1,170,000	26

Water and Sanitation

Priority	EMIS No.	Name of School	Education District	Enrolment	Total Learning Spaces	Total Toilets on Site	Estimated Cost	Scope of Work (No. of Toilets)
W&S103	343175	EKLLOWENI P	VRYHEID	345	3	2	R 585,000	13
W&S104	268472	SITHABILE S	PINETOWN	1185	5	7	R 1,305,000	29
W&S105	428349	STRAALHOEK SP	SISONKE	162	0	1	R 360,000	8
W&S106	258334	SANGWENI P	UMZINYATHI	970	24	6	R 1,170,000	26
W&S107	424131	COMMON'S VALLEY JS	SISONKE	342	10	2	R 585,000	13
W&S108	426092	KUKHANYENI JS	SISONKE	339	6	2	R 585,000	13
W&S109	209420	MGEZENI H	EMPANGENI	1012	15	6	R 1,170,000	26
W&S110	178451	KWANJEKE P	EMPANGENI	638	17	4	R 990,000	22
W&S111	147926	INJULA C	OBONJENI	1077	19	7	R 1,305,000	29
W&S112	239390	NTANYANDLOVU P	UMZINYATHI	1196	26	8	R 1,260,000	28
W&S113	205128	MBUSI H	UGU	918	20	6	R 1,170,000	26
W&S114	341103	MZIMELA P	EMPANGENI	313	7	2	R 585,000	13
W&S115	270581	SIYAZIQEQESHA P	VRYHEID	656	10	4	R 990,000	22
W&S116	233692	NODINEKA JS	OBONJENI	897	13	6	R 1,170,000	26
W&S117	217486	MPUMAZE P	EMPANGENI	926	10	6	R 1,170,000	26
W&S118	307285	MZABALAZO P	OBONJENI	596	10	4	R 675,000	15
W&S119	282199	THOKAZI P	VRYHEID	316	12	2	R 585,000	13
W&S120	123728	DUDUZANI JP	PINETOWN	848	9	5	R 1,215,000	27
W&S121	142228	ETHEKWINI P	PINETOWN	850	10	6	R 1,170,000	26
W&S122	194176	MAKHANA P	OBONJENI	1904	25	12	R 1,080,000	24
W&S123	145669	FUMANA COMBINED	VRYHEID	637	0	4	R 990,000	22
W&S124	271358	H MANTSHINGA P	VRYHEID	1393	26	8	R 1,260,000	28
W&S125	211680	MPANZAKAZI P	OBONJENI	283	9	2	R 585,000	13
W&S126	427683	PETROS JOZANA JS	SISONKE	494	9	3	R 720,000	16
W&S127	263810	SICELIMFUNDO C	VRYHEID	896	16	6	R 1,170,000	26
W&S128	121582	DINGUKWAZI SS	VRYHEID	1316	18	8	R 1,260,000	28
W&S129	271025	SIZAMINQUBEKO COMB	OBONJENI	989	19	6	R 1,170,000	26
W&S130	201132	MASOKA P	EMPANGENI	250	6	2	R 495,000	11
W&S131	204832	MBONWA S	UGU	1136	22	8	R 1,260,000	28
W&S132	427942	SINGISI COMP	SISONKE	197	3	2	R 495,000	11
W&S133	280238	THANDAZA H	PINETOWN	845	15	6	R 1,170,000	26
W&S134	156251	HLANGABEZA H	ILEMBE	459	16	4	R 675,000	15
W&S135	306898	KHIPHINKUNZI P	OBONJENI	526	9	4	R 675,000	15
W&S136	277204	STANGER M L SULTAN S	ILEMBE	1106	60	8	R 1,260,000	28
W&S137	190069	MABHUMANE P	OTHUKELA	804	2	5	R 945,000	21



Water and Sanitation

Priority	EMIS No.	Name of School	Education District	Enrolment	Total Learning Spaces	Total Toilets on Site	Estimated Cost	Scope of Work (No. of Toilets)
W&S138	297702	XHONYWA P	UGU	583	8	4	R 675,000	15
W&S139	290968	VAVULE P	UMZINYATHI	259	7	2	R 495,000	11
W&S140	222148	MZINGAZI P	EMPANGENI	1362	24	9	R 1,215,000	27
W&S141	424908	EMFUNDWENI JS	SISONKE	484	7	4	R 675,000	15
W&S142	446775	KHULANI P	UMZINYATHI	280	2	2	R 585,000	13
W&S143	426018	KHAYELITSHA JP	SISONKE	110	0	1	R 360,000	8
W&S144	119547	DALTON P	UMGUNGUNDLOVU	451	7	4	R 675,000	15
W&S145	141377	ESIQWAQWENI P	EMPANGENI	498	14	4	R 675,000	15
W&S146	250083	PHUNGAZA H	OBONJENI	675	15	6	R 900,000	20
W&S147	248603	PHIKISWAYO JP	PINETOWN	854	8	6	R 1,170,000	26
W&S148	137566	ENKELABANTWANA P	SISONKE	488	10	4	R 675,000	15
W&S149	252858	QHOSHANGANI P	EMPANGENI	280	7	2	R 585,000	13
W&S150	268620	SITHEBE P	ILEMBE	1306	25	10	R 1,170,000	26
W&S151	304806	THOLIZWE S	UMGUNGUNDLOVU	551	14	4	R 675,000	15
W&S152	180708	KWAMASONDO P	OBONJENI	462	8	4	R 675,000	15
W&S153	271950	SKOFILL S	SISONKE	783	14	6	R 900,000	20
W&S154	288378	UMLULAMA S	UMGUNGUNDLOVU	787	13	6	R 900,000	20
W&S155	281533	THEMBALIMBE P	EMPANGENI	470	11	4	R 675,000	15
W&S156	133422	EMNGCELENI P	OBONJENI	563	13	6	R 585,000	13
W&S157	232952	NKUME P	EMPANGENI	974	20	8	R 1,080,000	24
W&S158	223924	NCWABAKAZI LP	OBONJENI	241	7	2	R 495,000	11
W&S159	224183	NDABAYAKHE P	EMPANGENI	1146	21	9	R 1,215,000	27
W&S160	164687	INKANYEZINI P	UMGUNGUNDLOVU	655	16	5	R 945,000	21
W&S161	257298	SAHLUMBE H	OTHUKELA	919	14	8	R 1,080,000	24
W&S162	253006	QHUBANDABA P	EMPANGENI	747	11	6	R 900,000	20
W&S163	307396	NKOSIKAYINGANGATHI S	OBONJENI	477	13	4	R 675,000	15
W&S164	151478	GQUMENI P	SISONKE	784	12	6	R 900,000	20
W&S165	221334	MVAYIZA P	EMPANGENI	524	8	4	R 675,000	15
W&S166	222296	MZINYENI P	OBONJENI	510	7	4	R 675,000	15
W&S167	270322	SIYATHUTHUKA JP	OBONJENI	1389	18	10	R 1,170,000	26
W&S168	123802	DUKANENI P	EMPANGENI	40	2	4	R 45,000	1
W&S169	196100	MANDLAKAYISE P	PINETOWN	1039	25	9	R 1,215,000	27
W&S170	251230	PORT SHEPSTONE P (ANDERSEN ST)	UGU	1012	21	8	R 1,080,000	24
W&S171	428423	SUMMERFIELD JS	SISONKE	1050	16	8	R 1,260,000	28
W&S172	319310	EMKHAYIDENI TECHNICAL H	EMPANGENI	1105	15	8	R 1,260,000	28

Water and Sanitation

Priority	EMIS No.	Name of School	Education District	Enrolment	Total Learning Spaces	Total Toilets on Site	Estimated Cost	Scope of Work (No. of Toilets)
W&S173	301587	ZUZUMQHELE H	UMLAZI	461	11	4	R 675,000	15
W&S174	190365	MACABUZELA P	OBONJENI	760	15	6	R 900,000	20
W&S175	213527	MNQAGAYI P	EMPANGENI	295	11	4	R 495,000	11
W&S176	137529	ENKATHWENI P	OBONJENI	524	9	4	R 675,000	15
W&S177	447885	INDAWANA SS	SISONKE	140	2	2	R 315,000	7
W&S178	153069	HAFULENI SS	UGU	1140	19	8	R 1,260,000	28
W&S179	205202	MBUSOWABATHETHWA SS	EMPANGENI	744	14	6	R 900,000	20
W&S180	248011	PHATHWA S	UGU	867	13	8	R 1,080,000	24
W&S181	200244	MASHAYILANGA P	SISONKE	836	10	7	R 1,125,000	25
W&S182	268731	SITHEMBILE JP	PINETOWN	717	15	5	R 945,000	21
W&S183	429126	VULINDLELA JP	SISONKE	149	3	1	R 360,000	8
W&S184	116439	CHIEVELEY ISLAMIC SA P	OTHUKELA	158	5	1	R 360,000	8
W&S185	204129	MBHEKWA H	VRYHEID	1198	18	9	R 1,215,000	27
W&S186	327265	MTSHELEKWANE S	OBONJENI	302	4	3	R 540,000	12
W&S187	102046	AMANGANGA P	PINETOWN	667	10	5	R 945,000	21
W&S188	272801	SOKHULU P	EMPANGENI	1098	19	10	R 1,170,000	26
W&S189	261775	SHEMBE P	PINETOWN	1513	20	12	R 1,080,000	24
W&S190	142598	EVANE C	VRYHEID	228	0	2	R 495,000	11
W&S191	210604	MHLUMENI P	OBONJENI	218	6	2	R 495,000	11
W&S192	197469	MANSFIELD P	UGU	712	15	6	R 900,000	20
W&S193	309838	SIHOLWA JP	OBONJENI	223	5	2	R 495,000	11
W&S194	204573	MBODLA P	OBONJENI	658	12	6	R 900,000	20
W&S195	410367	MSINDAZWE P	OBONJENI	380	8	3	R 540,000	12
W&S196	182928	KWAPHAWENI P	OBONJENI	634	11	5	R 945,000	21
W&S197	239057	NTABENDE S	SISONKE	475	8	4	R 675,000	15
W&S198	139490	EQINISWENI P	PINETOWN	942	22	8	R 1,080,000	24
W&S199	232360	NKONKA H	UGU	1088	17	10	R 1,170,000	26
W&S200	193251	MAHLABATHINI P	VRYHEID	1194	29	12	R 1,080,000	24
W&S201	261849	SHENGEZA H	OBONJENI	456	13	4	R 675,000	15
W&S202	446368	GGINUXOLO P	VRYHEID	322	2	2	R 585,000	13
W&S203	426203	LENFORD BALENI JP	SISONKE	116	2	1	R 360,000	8
W&S204	309468	NQAMANA JS	EMPANGENI	240	3	2	R 495,000	11
W&S205	177711	KHULEKWETHU JP	UMLAZI	954	12	8	R 1,080,000	24
W&S206	121397	DINGEKA H	SISONKE	874	24	8	R 1,080,000	24
W&S207	196470	MANDLEZIZWE S	SISONKE	413	17	4	R 495,000	11

Water and Sanitation

Priority	EMIS No.	Name of School	Education District	Enrolment	Total Learning Spaces	Total Toilets on Site	Estimated Cost	Scope of Work (No. of Toilets)
W&S208	208754	MFONGOSI P	EMPANGENI	1099	22	8	R 1,260,000	28
W&S209	270840	SIZAKAHLE PUBLIC S (LADYSMITH)	OTHUKELA	984	18	8	R 1,080,000	24
W&S210	102305	AMAOTI NO3 C	PINETOWN	905	14	8	R 1,080,000	24
W&S211	109557	BHILIBANA JS	EMPANGENI	445	10	4	R 675,000	15
W&S212	414807	MPUMELELO HIGH S	OTHUKELA	540	4	4	R 675,000	15
W&S213	255929	RIVERDALE P	OTHUKELA	620	7	5	R 630,000	14
W&S214	181522	KWAMPHIKWA P	UGU	642	8	6	R 900,000	20
W&S215	162356	INDATSHE P	EMPANGENI	246	6	2	R 495,000	11
W&S216	257150	SABOKWE P	EMPANGENI	1559	23	14	R 990,000	22
W&S217	116402	CHIEF LOKOTHWAYO P	PINETOWN	1056	13	9	R 1,215,000	27
W&S218	205757	MCHITHEKI H	VRYHEID	911	18	8	R 1,080,000	24
W&S219	224701	NDEBENI P	SISONKE	445	17	4	R 675,000	15
W&S220	299256	ZANDLAZETHU H	OBONJENI	782	10	7	R 855,000	19
W&S221	203389	MAZWENDODA SS	UMGUNGUNDLOVU	379	9	4	R 495,000	11
W&S222	267251	SIPHENI HP	AMAJUBA	1123	22	10	R 1,170,000	26
W&S223	282606	THOLIMFUNDO S	UGU	843	26	10	R 990,000	22
W&S224	234950	NOMFIHLELA P	PINETOWN	677	14	6	R 900,000	20
W&S225	209901	MGWEMPISI-FABASE C	UMZINYATHI	629	4	5	R 945,000	21
W&S226	152551	GUGULETHU JP	PINETOWN	682	10	6	R 900,000	20
W&S227	228475	NGONO S	EMPANGENI	623	11	6	R 900,000	20
W&S228	127021	EFAYE P	UMGUNGUNDLOVU	901	16	8	R 1,080,000	24
W&S229	294187	VUSUKUKHANYA P	PINETOWN	951	18	8	R 1,080,000	24
W&S230	280719	THANGO P	OBONJENI	355	10	3	R 540,000	12
W&S231	173826	KHASelihLE JP	AMAJUBA	1523	29	14	R 990,000	22
W&S232	223702	NCINJANE S	OTHUKELA	952	13	8	R 1,080,000	24
W&S233	259037	SAVUYE JP	EMPANGENI	200	7	2	R 495,000	11
W&S234	166944	INZINGA P	UMGUNGUNDLOVU	435	11	4	R 675,000	15
W&S235	109594	BHILIYA P	EMPANGENI	449	9	4	R 675,000	15
W&S236	301994	ZWELITHINI H	EMPANGENI	831	10	8	R 1,080,000	24
W&S237	426980	MT HOREB JS	SISONKE	223	6	2	R 495,000	11
W&S238	234173	NOKUKHANYA P	AMAJUBA	1230	15	11	R 1,125,000	25
W&S239	138306	ENTABENI	UGU	1378	25	12	R 1,080,000	24
W&S240	204166	MBELENI P	UGU	955	22	9	R 1,035,000	23
W&S241	264661	SIHANGWANA P	OBONJENI	721	11	6	R 900,000	20
W&S242	300958	ZITIKE P	OBONJENI	945	15	9	R 1,035,000	23

Water and Sanitation

Priority	EMIS No.	Name of School	Education District	Enrolment	Total Learning Spaces	Total Toilets on Site	Estimated Cost	Scope of Work (No. of Toilets)
W&S243	147223	GAWOZI S	EMPANGENI	1053	19	10	R 1,170,000	26
W&S244	242017	NYUSWA P	PINETOWN	228	9	2	R 495,000	11
W&S245	233359	NKWENKWEZI S	ILEMBE	816	23	9	R 765,000	17
W&S246	290006	UNTUNJAMBILI P	ILEMBE	1096	20	10	R 1,170,000	26
W&S247	160062	IKUSASALETHU S	OBONJENI	1279	29	12	R 1,080,000	24
W&S248	163725	INGWAVUMA H	OBONJENI	625	12	6	R 900,000	20
W&S249	270766	SIYEZA P	VRYHEID	828	21	8	R 1,080,000	24
W&S250	129426	EKWANDENI C	VRYHEID	396	16	4	R 495,000	11
W&S251	177933	KUSAKUSA P	UMLAZI	844	21	8	R 1,080,000	24
W&S252	270914	SIZAKANCANE JP	AMAJUBA	1218	23	12	R 1,080,000	24
W&S253	270359	SIYATHUTHUKA S	PINETOWN	1063	23	10	R 1,170,000	26
W&S254	428941	VICTORY JS	SISONKE	242	4	2	R 495,000	11
W&S255	105191	BANGAMAYA P	VRYHEID	838	14	8	R 1,080,000	24
W&S256	232767	NKOSITHANDILE S	EMPANGENI	804	16	7	R 855,000	19
W&S257	110556	BLESSED LUANDA	SISONKE	835	16	8	R 1,080,000	24
W&S258	202131	MATSHAMHLOPHE P	OBONJENI	192	6	2	R 495,000	11
W&S259	237688	NQUTSHINI P	EMPANGENI	421	9	4	R 675,000	15
W&S260	135198	EMTULWA P	UMGUNGUNDLOVU	404	13	4	R 495,000	11
W&S261	203981	MBAVA P	UMGUNGUNDLOVU	389	11	4	R 495,000	11
W&S262	140119	ESIBONISWENI P	OBONJENI	767	14	8	R 810,000	18
W&S263	176342	KLEIN-EDEN P	VRYHEID	850	11	8	R 1,080,000	24
W&S264	148296	GEORGENAU C	UMGUNGUNDLOVU	856	20	8	R 1,080,000	24
W&S265	254301	QULASHE C	SISONKE	738	8	6	R 900,000	20
W&S266	209864	MGWAZENI S	OBONJENI	1040	21	10	R 1,170,000	26
W&S267	340696	BONGINKOSI P	ILEMBE	230	4	2	R 495,000	11
W&S268	139009	ENYATHI P	VRYHEID	557	10	5	R 630,000	14
W&S269	105080	BAMBE P	OTHUKELA	640	18	6	R 900,000	20
W&S270	301208	MPONTSHINI JP	OBONJENI	734	14	8	R 810,000	18
W&S271	206682	MDUNA P	VRYHEID	107	2	1	R 360,000	8
W&S272	164095	INHLANHLAYABEBHUZE H	UMGUNGUNDLOVU	557	14	6	R 585,000	13
W&S273	135161	EMTSHEZI H	OTHUKELA	1259	19	11	R 1,125,000	25
W&S274	152625	GULUBE P	UMGUNGUNDLOVU	218	7	2	R 495,000	11
W&S275	259777	SEAFORD P	SISONKE	397	9	4	R 495,000	11
W&S276	232841	NKOWANE H	VRYHEID	712	12	7	R 855,000	19
W&S277	297924	YANGUYE H	EMPANGENI	728	13	8	R 810,000	18

Water and Sanitation

Priority	EMIS No.	Name of School	Education District	Enrolment	Total Learning Spaces	Total Toilets on Site	Estimated Cost	Scope of Work (No. of Toilets)
W&S278	184482	DR J L DUBE H	PINETOWN	1301	29	13	R 1,035,000	23
W&S279	137899	ENKULULEKWENI P	AMAJUBA	1919	34	18	R 810,000	18
W&S280	428275	ST PATRICK'S JS	SISONKE	560	7	4	R 675,000	15
W&S281	122026	DLEMUDLEMU S	EMPANGENI	606	13	6	R 585,000	13
W&S282	294039	VUMUTHANDO P	UMGUNGUNDLOVU	428	10	4	R 675,000	15
W&S283	174936	KHUKHULELA P	SISONKE	726	10	7	R 855,000	19
W&S284	146446	GABANGENKOSI P	EMPANGENI	430	6	4	R 675,000	15
W&S285	269619	SIYAHLOMULA S	UMGUNGUNDLOVU	1001	28	10	R 990,000	22
W&S286	401117	UGU P	VRYHEID	446	4	4	R 675,000	15
W&S287	118887	CUNGCWANA P	EMPANGENI	248	8	2	R 495,000	11
W&S288	280497	THANDOKWETHU P	UGU	224	7	2	R 495,000	11
W&S289	206127	MDLADLA H	OBONJENI	620	11	6	R 585,000	13
W&S290	155252	HILL 70 P	OBONJENI	348	2	3	R 540,000	12
W&S291	306212	MATHINTA S	PINETOWN	465	11	5	R 630,000	14
W&S292	233396	NKWEZELA P	SISONKE	667	20	6	R 900,000	20
W&S293	137122	ENHLISA P	EMPANGENI	289	8	3	R 540,000	12
W&S294	178414	KWANGQULU P	UMZINYATHI	613	3	6	R 585,000	13
W&S295	302475	SIKHONJWA SS	ILEMBE	292	14	3	R 540,000	12
W&S296	249491	PHOPHOMENI P	VRYHEID	591	13	6	R 585,000	13
W&S297	266770	SINOTHANDO JP	VRYHEID	433	7	4	R 675,000	15
W&S298	195693	MAMBUKA P	EMPANGENI	765	13	8	R 810,000	18
W&S299	336108	SIZAKAHLE LP	VRYHEID	414	7	4	R 495,000	11
W&S300	237207	NQABENI P	UGU	438	8	4	R 675,000	15
W&S301	344063	LANDULWAZI P	UMZINYATHI	431	4	4	R 675,000	15
W&S302	185777	LEMBE P	AMAJUBA	361	0	3	R 540,000	12
W&S303	401376	NHLAKANIPHO P	VRYHEID	679	10	6	R 900,000	20
W&S304	338291	MASHABA P	UGU	303	8	3	R 540,000	12
W&S305	147334	GAYISANI P	UMZINYATHI	645	8	6	R 900,000	20
W&S306	184223	KWAZIBONELE JP	EMPANGENI	1201	10	12	R 1,080,000	24
W&S307	240537	NTSHIDI P	EMPANGENI	465	11	5	R 630,000	14
W&S308	123321	DR MADE SP	UMLAZI	467	12	5	R 630,000	14
W&S309	211381	MJIKA P	UGU	685	10	6	R 900,000	20
W&S310	137825	ENKUKWINI P	ILEMBE	1045	19	10	R 1,170,000	26
W&S311	208014	MERTOUN P	UMZINYATHI	908	22	8	R 1,080,000	24
W&S312	201872	MATHUBESIZWE H	ILEMBE	765	25	10	R 720,000	16

Water and Sanitation

Priority	EMIS No.	Name of School	Education District	Enrolment	Total Learning Spaces	Total Toilets on Site	Estimated Cost	Scope of Work (No. of Toilets)
W&S313	261479	SHAYAMOYA JP	PINETOWN	272	12	3	R 540,000	12
W&S314	312761	MATOMELA H	UMGUNGUNDLOVU	602	12	6	R 585,000	13
W&S315	222999	NAMANENI H	OBONJENI	1061	17	10	R 1,170,000	26
W&S316	262959	SIBHUDENI P	EMPANGENI	568	10	5	R 630,000	14
W&S317	138787	ENTWENI P	OBONJENI	422	8	5	R 630,000	14
W&S318	131498	EMASAKENI P	OBONJENI	520	12	5	R 630,000	14
W&S319	145928	FUNDUKHALIPHE H	VRYHEID	457	8	5	R 630,000	14
W&S320	307137	MNINGI H	EMPANGENI	1070	13	12	R 1,080,000	24
W&S321	117549	NOMZAMO P	SISONKE	1155	12	12	R 1,080,000	24
W&S322	200170	MASHALAZA H	OBONJENI	946	16	10	R 990,000	22
W&S323	179117	KWADENGE SS	VRYHEID	819	13	8	R 810,000	18
W&S324	184186	KWAZIBI P	OBONJENI	194	8	2	R 495,000	11
W&S325	425241	ETEMBENI JS	SISONKE	542	10	6	R 585,000	13
W&S326	299367	ZASHUKE H	SISONKE	335	9	4	R 495,000	11
W&S327	308284	RALPH HARDINGHAM S	SISONKE	579	10	6	R 585,000	13
W&S328	121175	DIKANA H	VRYHEID	779	19	8	R 810,000	18
W&S329	231953	NKIWANENI P	OBONJENI	384	7	4	R 495,000	11
W&S330	161098	IMPANDE H	EMPANGENI	311	5	4	R 495,000	11
W&S331	294298	VUYISWA MTOLO H	PINETOWN	1054	21	11	R 1,125,000	25
W&S332	110371	BIZIMALI H	EMPANGENI	1163	12	12	R 1,080,000	24
W&S333	268065	SIQHOZA S	SISONKE	369	4	4	R 495,000	11
W&S334	207607	MENGU P	OBONJENI	813	14	8	R 810,000	18

## ANNEXURE B6

Priority	EMIS No.	Name of School	Education District	Enrolment	Total Learning Spaces	Total Toilets	Estimated Cost	Nature of Service
Ama001R&R	163355	INGOGO P	AMAJUBA	409	11	10	R 2,000,000	General repairs and renovations - extent of work to be determined on site.
Ama002R&R	246124	PANORAMA C	AMAJUBA	1215	36	40	R 2,000,000	General repairs and renovations - extent of work to be determined on site.
Ama003R&R	271136	SIZANANI SS	AMAJUBA	771	22	8	R 2,000,000	General repairs and renovations - extent of work to be determined on site.
Ama004R&R	266807	SINGOBILE P	AMAJUBA	75	12	11	R 2,000,000	General repairs and renovations - extent of work to be determined on site.
Ama005R&R	162726	INDONSA S	AMAJUBA	921	28	50	R 2,000,000	General repairs and renovations - extent of work to be determined on site.
Ama006R&R	172124	KALABASI P	AMAJUBA	85	3	6	R 2,000,000	General repairs and renovations - extent of work to be determined on site.
Ama007R&R	296666	WIT-UMFOLOZI SECONDARY	AMAJUBA	280	8	9	R 2,000,000	General repairs and renovations - extent of work to be determined on site.
Ama008R&R	230473	NHLOSOKUHLE S	AMAJUBA	978	17	34	R 2,000,000	General repairs and renovations - extent of work to be determined on site.
Ama009R&R	303770	SIZAMOKUHLE P	AMAJUBA	751	16	9	R 2,000,000	General repairs and renovations - extent of work to be determined on site.
Ama010R&R	271765	SIZWE P	AMAJUBA	423	14	10	R 2,000,000	General repairs and renovations - extent of work to be determined on site.
Ama011R&R	337736	PHUZUKUBONA S	AMAJUBA	212	16	18	R 2,000,000	General repairs and renovations - extent of work to be determined on site.
Ama012R&R	299626	ZIBAMBELENI S	AMAJUBA	366	21	22	R 2,000,000	General repairs and renovations - extent of work to be determined on site.
Ama013R&R	132534	EMFUNDWENI H	AMAJUBA	720	12	15	R 2,000,000	General repairs and renovations - extent of work to be determined on site.
Ama014R&R	137159	ENHLOKWENI P	AMAJUBA	716	17	16	R 2,000,000	General repairs and renovations - extent of work to be determined on site.
Ama015R&R	186961	LINGANI P	AMAJUBA	541	15	15	R 2,000,000	General repairs and renovations - extent of work to be determined on site.
Ama016R&R	215784	MOY P	AMAJUBA	394	11	10	R 2,000,000	General repairs and renovations - extent of work to be determined on site.
Ama017R&R	206793	MDUTSHULWA JP	AMAJUBA	638	17	20	R 2,000,000	General repairs and renovations - extent of work to be determined on site.
Ama018R&R	297813	XOLANI H	AMAJUBA	1051	26	35	R 2,000,000	General repairs and renovations - extent of work to be determined on site.
Ama019R&R	140156	ESIDAKENI P	AMAJUBA	92	3	5	R 2,000,000	General repairs and renovations - extent of work to be determined on site.
Ama020R&R	137899	ENKULULEKWENI P	AMAJUBA	1919	34	18	R 2,000,000	General repairs and renovations - extent of work to be determined on site.
Ama021R&R	241684	NYANYADU P	AMAJUBA	564	21	27	R 2,000,000	General repairs and renovations - extent of work to be determined on site.
Ama022R&R	167018	IPHUNGUPHUNGU P	AMAJUBA	1242	27	29	R 2,000,000	General repairs and renovations - extent of work to be determined on site.
Ama023R&R	110445	BLACKBANK P	AMAJUBA	757	24	25	R 2,000,000	General repairs and renovations - extent of work to be determined on site.
Ama024R&R	186221	LETHUKUTHULA P	AMAJUBA	543	14	16	R 2,000,000	General repairs and renovations - extent of work to be determined on site.
Ama025R&R	274651	SPOOKMILL P	AMAJUBA	504	18	10	R 2,000,000	General repairs and renovations - extent of work to be determined on site.
Ama026R&R	101602	AMAJUBA H	AMAJUBA	622	40	70	R 2,000,000	General repairs and renovations - extent of work to be determined on site.
Ama027R&R	115884	CHANCENI P	AMAJUBA	49	0	0	R 2,000,000	General repairs and renovations - extent of work to be determined on site.
Ama028R&R	247900	PHATHAKAHLE H	AMAJUBA	729	11	44	R 2,000,000	General repairs and renovations - extent of work to be determined on site.
Ama029R&R	114145	CACA P	AMAJUBA	715	21	18	R 2,000,000	General repairs and renovations - extent of work to be determined on site.
Ama030R&R	259999	SEBENZANI P	AMAJUBA	760	16	26	R 2,000,000	General repairs and renovations - extent of work to be determined on site.
Ama031R&R	191216	MADLANGENI P	AMAJUBA	134	5	5	R 2,000,000	General repairs and renovations - extent of work to be determined on site.
Ama032R&R	152070	GROENVLEI C	AMAJUBA	312	9	11	R 2,000,000	General repairs and renovations - extent of work to be determined on site.
Ama033R&R	116180	CHELMSFORD P	AMAJUBA	704	26	16	R 2,000,000	General repairs and renovations - extent of work to be determined on site.
Ama034R&R	221926	MZAMO H	AMAJUBA	943	26	16	R 2,000,000	General repairs and renovations - extent of work to be determined on site.
Ama035R&R	301439	ZUZA JP	AMAJUBA	457	16	24	R 2,000,000	General repairs and renovations - extent of work to be determined on site.
Ama036R&R	128501	EKUHLAKANIPHENI P	AMAJUBA	97	4	5	R 2,000,000	General repairs and renovations - extent of work to be determined on site.
Ama037R&R	222407	MZIWETHU H	AMAJUBA	722	22	20	R 2,000,000	General repairs and renovations - extent of work to be determined on site.
Ama038R&R	256928	SE VAWDA P	AMAJUBA	997	28	46	R 2,000,000	General repairs and renovations - extent of work to be determined on site.
Ama039R&R	243349	OKHALWENI P (DUNDEE)	AMAJUBA	513	17	20	R 2,000,000	General repairs and renovations - extent of work to be determined on site.
Ama040R&R	218929	NTENDEKA COMBINED	AMAJUBA	486	12	12	R 2,000,000	General repairs and renovations - extent of work to be determined on site.
Ama041R&R	173826	KHASELIHLE JP	AMAJUBA	1523	29	14	R 2,000,000	General repairs and renovations - extent of work to be determined on site.
Ama042R&R	201354	MATA P	AMAJUBA	335	8	20	R 2,000,000	General repairs and renovations - extent of work to be determined on site.
Ama043R&R	101528	AMAHOBE P	AMAJUBA	115	0	0	R 2,000,000	General repairs and renovations - extent of work to be determined on site.
Ama044R&R	195027	MALAMBULE S	AMAJUBA	742	24	22	R 2,000,000	General repairs and renovations - extent of work to be determined on site.
Ama045R&R	223406	NCANDU C	AMAJUBA	563	14	17	R 2,000,000	General repairs and renovations - extent of work to be determined on site.
Ama046R&R	221112	MUZOKHANYAYO S	AMAJUBA	854	16	30	R 2,000,000	General repairs and renovations - extent of work to be determined on site.

Programmed Repairs Renovations

Priority	EMIS No.	Name of School	Education District	Enrolment	Total Learning Spaces	Total Toilets	Estimated Cost	Nature of Service
Ama047R&R	161949	IKHWEZI H	AMAJUBA	785	18	48	R 2,000,000	General repairs and renovations - extent of work to be determined on site.
Ama048R&R	162689	INDONI JP	AMAJUBA	873	22	24	R 2,000,000	General repairs and renovations - extent of work to be determined on site.
Ama049R&R	126244	EBUCHITHA P	AMAJUBA	29	0	5	R 2,000,000	General repairs and renovations - extent of work to be determined on site.
Ama050R&R	264957	SIKHONA P	AMAJUBA	874	27	20	R 2,000,000	General repairs and renovations - extent of work to be determined on site.
Ama051R&R	157213	HLOKOMANI P	AMAJUBA	779	16	22	R 2,000,000	General repairs and renovations - extent of work to be determined on site.
Ama052R&R	110408	BLAAUWBOSCH P	AMAJUBA	696	19	13	R 2,000,000	General repairs and renovations - extent of work to be determined on site.
Ama053R&R	166981	INZULULWAZI S	AMAJUBA	237	11	15	R 2,000,000	General repairs and renovations - extent of work to be determined on site.
Ama054R&R	327781	ISIPHOSEMVVELO H	AMAJUBA	796	19	28	R 2,000,000	General repairs and renovations - extent of work to be determined on site.
Ama055R&R	214082	MNYAMANDE S	AMAJUBA	591	15	23	R 2,000,000	General repairs and renovations - extent of work to be determined on site.
Ama056R&R	261072	SGODIPHOLA P	AMAJUBA	662	26	24	R 2,000,000	General repairs and renovations - extent of work to be determined on site.
Ama057R&R	140193	ESIDIDINI P	AMAJUBA	1842	23	22	R 2,000,000	General repairs and renovations - extent of work to be determined on site.
Ama058R&R	143523	EZINCWADINI SP	AMAJUBA	520	16	26	R 2,000,000	General repairs and renovations - extent of work to be determined on site.
Ama059R&R	340104	KHETHUKUTHULA S	AMAJUBA	246	7	12	R 2,000,000	General repairs and renovations - extent of work to be determined on site.
Ama060R&R	175750	KILBARCHAN C P	AMAJUBA	229	10	12	R 2,000,000	General repairs and renovations - extent of work to be determined on site.
Ama061R&R	168091	ISIKHALISEZWE H	AMAJUBA	806	16	0	R 2,000,000	General repairs and renovations - extent of work to be determined on site.
Ama062R&R	281977	THIYASIZWE P	AMAJUBA	1122	21	26	R 2,000,000	General repairs and renovations - extent of work to be determined on site.
Ama063R&R	212935	MLONDOLOZI SP	AMAJUBA	303	16	26	R 2,000,000	General repairs and renovations - extent of work to be determined on site.
Ama064R&R	171421	JOBSTOWN P	AMAJUBA	654	17	29	R 2,000,000	General repairs and renovations - extent of work to be determined on site.
Ama065R&R	232027	NKLANGOZI P	AMAJUBA	259	8	11	R 2,000,000	General repairs and renovations - extent of work to be determined on site.
Ama066R&R	184519	KWETHU JP	AMAJUBA	619	20	12	R 2,000,000	General repairs and renovations - extent of work to be determined on site.
Ama067R&R	175047	KHULAKAHLE JP	AMAJUBA	722	18	12	R 2,000,000	General repairs and renovations - extent of work to be determined on site.
Ama068R&R	148074	GELYKWATER P	AMAJUBA	111	4	5	R 2,000,000	General repairs and renovations - extent of work to be determined on site.
Ama069R&R	267251	SIPHENI HP	AMAJUBA	1123	22	10	R 2,000,000	General repairs and renovations - extent of work to be determined on site.
Ama070R&R	252488	QEDIZABA JP	AMAJUBA	550	17	40	R 2,000,000	General repairs and renovations - extent of work to be determined on site.
Ama071R&R	322196	UMCEBOWOLWAZI SP	AMAJUBA	761	18	37	R 2,000,000	General repairs and renovations - extent of work to be determined on site.
Ama072R&R	298294	ZABALAZA INT S	AMAJUBA	484	15	23	R 2,000,000	General repairs and renovations - extent of work to be determined on site.
Ama073R&R	166648	INVERNESS P	AMAJUBA	1538	21	22	R 2,000,000	General repairs and renovations - extent of work to be determined on site.
Ama074R&R	249306	PHOKWENI P	AMAJUBA	68	2	5	R 2,000,000	General repairs and renovations - extent of work to be determined on site.
Ama075R&R	324971	CHARLESTOWN H	AMAJUBA	526	13	18	R 2,000,000	General repairs and renovations - extent of work to be determined on site.
Ama076R&R	414511	V S ZULU P	AMAJUBA	336	1	4	R 2,000,000	General repairs and renovations - extent of work to be determined on site.
Ama077R&R	120620	DEDANGIFUNDE H	AMAJUBA	1446	32	54	R 2,000,000	General repairs and renovations - extent of work to be determined on site.
Ama078R&R	271395	SIZIMELE H	AMAJUBA	905	18	15	R 2,000,000	General repairs and renovations - extent of work to be determined on site.
Ama079R&R	113368	BUHLEBOMZINYATHI S	AMAJUBA	1019	21	21	R 2,000,000	General repairs and renovations - extent of work to be determined on site.
Ama080R&R	200873	MASIHAMBISANE P	AMAJUBA	1097	20	29	R 2,000,000	General repairs and renovations - extent of work to be determined on site.
Ama081R&R	224109	NDABANHLE P (OSIZWENI)	AMAJUBA	1093	32	58	R 2,000,000	General repairs and renovations - extent of work to be determined on site.
Ama082R&R	107744	BETHAMOYA H	AMAJUBA	1216	26	24	R 2,000,000	General repairs and renovations - extent of work to be determined on site.
Ama083R&R	220520	MULLERSPASS FARM P	AMAJUBA	42	9	5	R 2,000,000	General repairs and renovations - extent of work to be determined on site.
Ama084R&R	176786	KOENIGSBERG P FARM	AMAJUBA	88	5	5	R 2,000,000	General repairs and renovations - extent of work to be determined on site.
Ama085R&R	226884	BUSY BEE P	AMAJUBA	586	20	40	R 2,000,000	General repairs and renovations - extent of work to be determined on site.
Ama086R&R	186073	LENNOXTON P	AMAJUBA	935	32	12	R 2,000,000	General repairs and renovations - extent of work to be determined on site.
Ama087R&R	276538	ST OSWALDS S	AMAJUBA	919	48	75	R 2,000,000	General repairs and renovations - extent of work to be determined on site.
Ama088R&R	113183	BUHLEBENTUTHUKO P	AMAJUBA	306	12	28	R 2,000,000	General repairs and renovations - extent of work to be determined on site.
Ama089R&R	158434	HOPE H	AMAJUBA	1315	36	37	R 2,000,000	General repairs and renovations - extent of work to be determined on site.
Ama090R&R	151811	GREENOCK P	AMAJUBA	188	8	15	R 2,000,000	General repairs and renovations - extent of work to be determined on site.
Ama091R&R	206645	MDUMISENI H	AMAJUBA	660	22	24	R 2,000,000	General repairs and renovations - extent of work to be determined on site.
Ama092R&R	252414	QAPHELANI JP	AMAJUBA	603	22	15	R 2,000,000	General repairs and renovations - extent of work to be determined on site.
Ama093R&R	227513	NGCAKA P	AMAJUBA	306	4	0	R 2,000,000	General repairs and renovations - extent of work to be determined on site.
Ama094R&R	205054	MBUKENI SP	AMAJUBA	62	13	15	R 2,000,000	General repairs and renovations - extent of work to be determined on site.
Ama095R&R	226847	NEWCASTLE H	AMAJUBA	910	49	31	R 2,000,000	General repairs and renovations - extent of work to be determined on site.



Programmed Repairs Renovations

Priority	EMIS No.	Name of School	Education District	Enrolment	Total Learning Spaces	Total Toilets	Estimated Cost	Nature of Service
Ama096R&R	103378	ARBOR PARK P	AMAJUBA	570	28	44	R 2,000,000	General repairs and renovations - extent of work to be determined on site.
Ama097R&R	123617	DUCK PONDS SS	AMAJUBA	605	25	30	R 2,000,000	General repairs and renovations - extent of work to be determined on site.
Ama098R&R	186850	LINDOKUHLE P	AMAJUBA	42	4	5	R 2,000,000	General repairs and renovations - extent of work to be determined on site.
Ama099R&R	177489	KROMELLENBOOG P	AMAJUBA	144	4	20	R 2,000,000	General repairs and renovations - extent of work to be determined on site.
Ama100R&R	119843	DANNHAUSER P	AMAJUBA	558	22	50	R 2,000,000	General repairs and renovations - extent of work to be determined on site.
Ama101R&R	163059	INGABADE H	AMAJUBA	296	11	15	R 2,000,000	General repairs and renovations - extent of work to be determined on site.
Ama102R&R	119880	DANNHAUSER S	AMAJUBA	900	41	36	R 2,000,000	General repairs and renovations - extent of work to be determined on site.
Emp001R&R	235135	NOMUWA P	EMPANGENI	453	18	6	R 2,000,000	General repairs and renovations - extent of work to be determined on site.
Emp002R&R	143856	EZWENILETHU S	EMPANGENI	180	9	4	R 2,000,000	General repairs and renovations - extent of work to be determined on site.
Emp003R&R	225626	NDONDWANE P	EMPANGENI	595	15	33	R 2,000,000	General repairs and renovations - extent of work to be determined on site.
Emp004R&R	262478	SHWASHWENI P	EMPANGENI	252	8	10	R 2,000,000	General repairs and renovations - extent of work to be determined on site.
Emp005R&R	307248	MVAMANZI P	EMPANGENI	340	12	4	R 2,000,000	General repairs and renovations - extent of work to be determined on site.
Emp006R&R	228475	NGONO S	EMPANGENI	623	11	6	R 2,000,000	General repairs and renovations - extent of work to be determined on site.
Emp007R&R	242609	OCLIWANA P	EMPANGENI	375	9	10	R 2,000,000	General repairs and renovations - extent of work to be determined on site.
Emp008R&R	128834	EKUPHELENI S	EMPANGENI	1021	20	0	R 2,000,000	General repairs and renovations - extent of work to be determined on site.
Emp009R&R	249602	PHOZIPHOZI P	EMPANGENI	242	12	8	R 2,000,000	General repairs and renovations - extent of work to be determined on site.
Emp010R&R	181559	KWAMPOFU P	EMPANGENI	207	8	4	R 2,000,000	General repairs and renovations - extent of work to be determined on site.
Emp011R&R	252562	QEDUMONA P	EMPANGENI	378	11	10	R 2,000,000	General repairs and renovations - extent of work to be determined on site.
Emp012R&R	188737	LUNGELANI P	EMPANGENI	273	7	8	R 2,000,000	General repairs and renovations - extent of work to be determined on site.
Emp013R&R	257113	SABHUZA P	EMPANGENI	416	11	9	R 2,000,000	General repairs and renovations - extent of work to be determined on site.
Emp014R&R	136974	ENHLANGWINI S	EMPANGENI	243	6	8	R 2,000,000	General repairs and renovations - extent of work to be determined on site.
Emp015R&R	262959	SIBHUDENI P	EMPANGENI	568	10	5	R 2,000,000	General repairs and renovations - extent of work to be determined on site.
Emp016R&R	197321	MANQINDI JP	EMPANGENI	200	7	14	R 2,000,000	General repairs and renovations - extent of work to be determined on site.
Emp017R&R	243867	ONGOYE P	EMPANGENI	151	15	13	R 2,000,000	General repairs and renovations - extent of work to be determined on site.
Emp018R&R	170311	IZIBUKO P	EMPANGENI	425	0	0	R 2,000,000	General repairs and renovations - extent of work to be determined on site.
Emp019R&R	228290	NGOMANKULU JP	EMPANGENI	244	4	0	R 2,000,000	General repairs and renovations - extent of work to be determined on site.
Emp020R&R	179487	KWAGCONGCO P	EMPANGENI	450	12	0	R 2,000,000	General repairs and renovations - extent of work to be determined on site.
Emp021R&R	268805	SITHILO P	EMPANGENI	240	15	10	R 2,000,000	General repairs and renovations - extent of work to be determined on site.
Emp022R&R	124172	DUMANIKAHLE H	EMPANGENI	967	22	16	R 2,000,000	General repairs and renovations - extent of work to be determined on site.
Emp023R&R	156695	HLEHLELEZI LP	EMPANGENI	62	3	0	R 2,000,000	General repairs and renovations - extent of work to be determined on site.
Emp024R&R	292559	VONDLO JP	EMPANGENI	1575	24	28	R 2,000,000	General repairs and renovations - extent of work to be determined on site.
Emp025R&R	317867	GWEBUSHE JS	EMPANGENI	149	7	0	R 2,000,000	General repairs and renovations - extent of work to be determined on site.
Emp026R&R	240204	NTOLWANE P	EMPANGENI	692	19	12	R 2,000,000	General repairs and renovations - extent of work to be determined on site.
Emp027R&R	326782	LIZWI S	EMPANGENI	525	16	16	R 2,000,000	General repairs and renovations - extent of work to be determined on site.
Emp028R&R	148851	GINGINDLOVU P	EMPANGENI	497	14	17	R 2,000,000	General repairs and renovations - extent of work to be determined on site.
Emp029R&R	309468	NQAMANA JS	EMPANGENI	240	3	2	R 2,000,000	General repairs and renovations - extent of work to be determined on site.
Emp030R&R	186739	LINDELIHLE P	EMPANGENI	372	11	16	R 2,000,000	General repairs and renovations - extent of work to be determined on site.
Emp031R&R	231731	NKANYISO H	EMPANGENI	232	5	0	R 2,000,000	General repairs and renovations - extent of work to be determined on site.
Emp032R&R	339401	LETHIMFUNDU P	EMPANGENI	330	8	14	R 2,000,000	General repairs and renovations - extent of work to be determined on site.
Emp033R&R	127983	EKHOMBE P	EMPANGENI	351	8	0	R 2,000,000	General repairs and renovations - extent of work to be determined on site.
Emp034R&R	315943	STABO P	EMPANGENI	314	5	12	R 2,000,000	General repairs and renovations - extent of work to be determined on site.
Emp035R&R	174751	KHOMO P	EMPANGENI	305	12	8	R 2,000,000	General repairs and renovations - extent of work to be determined on site.
Emp036R&R	207311	ETHUBALETHU P	EMPANGENI	860	13	27	R 2,000,000	General repairs and renovations - extent of work to be determined on site.
Emp037R&R	128057	EKHOTHONGWENI P	EMPANGENI	34	4	0	R 2,000,000	General repairs and renovations - extent of work to be determined on site.
Emp038R&R	273208	SOMOPHO P	EMPANGENI	999	22	24	R 2,000,000	General repairs and renovations - extent of work to be determined on site.
Emp039R&R	273245	SOMOTHA P	EMPANGENI	493	9	6	R 2,000,000	General repairs and renovations - extent of work to be determined on site.
Emp040R&R	241018	NTUTHUNGA P	EMPANGENI	457	21	2	R 2,000,000	General repairs and renovations - extent of work to be determined on site.
Emp041R&R	190402	MACALA JP	EMPANGENI	103	2	2	R 2,000,000	General repairs and renovations - extent of work to be determined on site.
Emp042R&R	195693	MAMBUKA P	EMPANGENI	765	13	8	R 2,000,000	General repairs and renovations - extent of work to be determined on site.

Programmed Repairs Renovations

Priority	EMIS No.	Name of School	Education District	Enrolment	Total Learning Spaces	Total Toilets	Estimated Cost	Nature of Service
Emp043R&R	161098	IMPANDE H	EMPANGENI	311	5	4	R 2,000,000	General repairs and renovations - extent of work to be determined on site.
Emp044R&R	205535	MCAKWENI P	EMPANGENI	351	9	14	R 2,000,000	General repairs and renovations - extent of work to be determined on site.
Emp045R&R	138602	ENTUMENI P	EMPANGENI	284	10	8	R 2,000,000	General repairs and renovations - extent of work to be determined on site.
Emp046R&R	243608	OLD MILL H	EMPANGENI	990	19	17	R 2,000,000	General repairs and renovations - extent of work to be determined on site.
Emp047R&R	319976	MABHODLA P	EMPANGENI	557	11	10	R 2,000,000	General repairs and renovations - extent of work to be determined on site.
Emp048R&R	252636	QHAKAZA S	EMPANGENI	1125	26	18	R 2,000,000	General repairs and renovations - extent of work to be determined on site.
Emp049R&R	207348	MELMOTH COMBINED	EMPANGENI	309	11	40	R 2,000,000	General repairs and renovations - extent of work to be determined on site.
Emp050R&R	203944	MBATSHAZWA S	EMPANGENI	240	9	4	R 2,000,000	General repairs and renovations - extent of work to be determined on site.
Emp051R&R	220224	MTHUNZINI H	EMPANGENI	562	19	18	R 2,000,000	General repairs and renovations - extent of work to be determined on site.
Emp052R&R	201576	MATHANDA P	EMPANGENI	271	10	11	R 2,000,000	General repairs and renovations - extent of work to be determined on site.
Emp053R&R	236985	NOVUNULA P	EMPANGENI	335	8	16	R 2,000,000	General repairs and renovations - extent of work to be determined on site.
Emp054R&R	308913	MLOYISWA JS	EMPANGENI	235	8	9	R 2,000,000	General repairs and renovations - extent of work to be determined on site.
Emp055R&R	205979	MCUTHUNGU SP	EMPANGENI	258	5	18	R 2,000,000	General repairs and renovations - extent of work to be determined on site.
Emp056R&R	202575	MAVUMENGWANE H	EMPANGENI	650	23	12	R 2,000,000	General repairs and renovations - extent of work to be determined on site.
Emp057R&R	145040	FLORATON P	EMPANGENI	747	19	30	R 2,000,000	General repairs and renovations - extent of work to be determined on site.
Emp058R&R	209346	MGBEISA P	EMPANGENI	340	10	13	R 2,000,000	General repairs and renovations - extent of work to be determined on site.
Emp059R&R	319606	MADLANKALA P	EMPANGENI	937	22	10	R 2,000,000	General repairs and renovations - extent of work to be determined on site.
Emp060R&R	211973	MKHOBOSA P	EMPANGENI	1238	19	20	R 2,000,000	General repairs and renovations - extent of work to be determined on site.
Emp061R&R	200725	MASHUSHU H	EMPANGENI	310	7	16	R 2,000,000	General repairs and renovations - extent of work to be determined on site.
Emp062R&R	168054	SIKHALASENKOSI JS	EMPANGENI	310	13	21	R 2,000,000	General repairs and renovations - extent of work to be determined on site.
Emp063R&R	210308	MHLANGA P	EMPANGENI	641	14	20	R 2,000,000	General repairs and renovations - extent of work to be determined on site.
Emp064R&R	145373	FORT LOUIS P	EMPANGENI	415	13	11	R 2,000,000	General repairs and renovations - extent of work to be determined on site.
Emp065R&R	180967	KWAMBONAMBI P	EMPANGENI	356	11	22	R 2,000,000	General repairs and renovations - extent of work to be determined on site.
Emp066R&R	213527	MNQAGAYI P	EMPANGENI	295	11	4	R 2,000,000	General repairs and renovations - extent of work to be determined on site.
Emp067R&R	311688	MATHEKU S	EMPANGENI	495	11	10	R 2,000,000	General repairs and renovations - extent of work to be determined on site.
Emp068R&R	137418	ENIWE P	EMPANGENI	336	10	22	R 2,000,000	General repairs and renovations - extent of work to be determined on site.
Emp069R&R	109964	BHUQWINI H	EMPANGENI	296	10	20	R 2,000,000	General repairs and renovations - extent of work to be determined on site.
Emp070R&R	219743	MTHWANA P	EMPANGENI	251	7	6	R 2,000,000	General repairs and renovations - extent of work to be determined on site.
Emp071R&R	201761	MATHOLAMNYAMA S	EMPANGENI	583	12	10	R 2,000,000	General repairs and renovations - extent of work to be determined on site.
Emp072R&R	160839	IMFULE P	EMPANGENI	247	7	8	R 2,000,000	General repairs and renovations - extent of work to be determined on site.
Emp073R&R	109557	BHILIBANA JS	EMPANGENI	445	10	4	R 2,000,000	General repairs and renovations - extent of work to be determined on site.
Emp074R&R	180301	KWAMAGWAZA P	EMPANGENI	429	1	16	R 2,000,000	General repairs and renovations - extent of work to be determined on site.
Emp075R&R	197950	MANZAMNYAMA P	EMPANGENI	343	7	10	R 2,000,000	General repairs and renovations - extent of work to be determined on site.
Emp076R&R	202797	MAWANDA P	EMPANGENI	633	27	11	R 2,000,000	General repairs and renovations - extent of work to be determined on site.
Emp077R&R	137455	ENJABULWENI P	EMPANGENI	536	17	19	R 2,000,000	General repairs and renovations - extent of work to be determined on site.
Emp078R&R	197284	MANQAMU H	EMPANGENI	915	22	10	R 2,000,000	General repairs and renovations - extent of work to be determined on site.
Emp079R&R	230436	NHLOSHANE P	EMPANGENI	165	2	2	R 2,000,000	General repairs and renovations - extent of work to be determined on site.
Emp080R&R	128390	EKUDONSENI P	EMPANGENI	544	7	8	R 2,000,000	General repairs and renovations - extent of work to be determined on site.
Emp081R&R	342213	NCEKUYA P	EMPANGENI	262	4	4	R 2,000,000	General repairs and renovations - extent of work to be determined on site.
Emp082R&R	124283	MATAMZANA DUBE S	EMPANGENI	1042	22	16	R 2,000,000	General repairs and renovations - extent of work to be determined on site.
Emp083R&R	159655	IHAWULETHU S	EMPANGENI	423	11	20	R 2,000,000	General repairs and renovations - extent of work to be determined on site.
Emp084R&R	315573	MANDLOSUTHU S	EMPANGENI	222	4	4	R 2,000,000	General repairs and renovations - extent of work to be determined on site.
Emp085R&R	148703	GJIMANA SS	EMPANGENI	276	13	17	R 2,000,000	General repairs and renovations - extent of work to be determined on site.
Emp086R&R	238243	NSIWA P	EMPANGENI	716	18	23	R 2,000,000	General repairs and renovations - extent of work to be determined on site.
Emp087R&R	317793	MPHUNDUMANE P	EMPANGENI	234	6	16	R 2,000,000	General repairs and renovations - extent of work to be determined on site.
Emp088R&R	101972	AMANDOSI PS	EMPANGENI	544	15	24	R 2,000,000	General repairs and renovations - extent of work to be determined on site.
Emp089R&R	259037	SAVUYE JP	EMPANGENI	200	7	2	R 2,000,000	General repairs and renovations - extent of work to be determined on site.
Emp090R&R	213786	MUNTONOKUDLA S	EMPANGENI	652	15	16	R 2,000,000	General repairs and renovations - extent of work to be determined on site.
Emp091R&R	192548	MAGQAMA H	EMPANGENI	0	10	18	R 2,000,000	General repairs and renovations - extent of work to be determined on site.

Programmed Repairs Renovations

Priority	EMIS No.	Name of School	Education District	Enrolment	Total Learning Spaces	Total Toilets	Estimated Cost	Nature of Service
Emp092R&R	309505	SIZWESONKE JS	EMPANGENI	204	6	4	R 2,000,000	General repairs and renovations - extent of work to be determined on site.
Emp093R&R	205498	MCABANGO H	EMPANGENI	214	11	36	R 2,000,000	General repairs and renovations - extent of work to be determined on site.
Emp094R&R	341251	MAGEMFANE HS	EMPANGENI	160	6	8	R 2,000,000	General repairs and renovations - extent of work to be determined on site.
Emp095R&R	340881	GUBHETHUKA P	EMPANGENI	533	13	0	R 2,000,000	General repairs and renovations - extent of work to be determined on site.
Emp096R&R	307729	ZENZELENI MASHAMASE SS	EMPANGENI	668	8	10	R 2,000,000	General repairs and renovations - extent of work to be determined on site.
Emp097R&R	213601	MNQANDI S	EMPANGENI	531	16	6	R 2,000,000	General repairs and renovations - extent of work to be determined on site.
Emp098R&R	221667	MVUZANE P	EMPANGENI	583	10	6	R 2,000,000	General repairs and renovations - extent of work to be determined on site.
Emp099R&R	270433	SIYAVUNA P	EMPANGENI	246	8	8	R 2,000,000	General repairs and renovations - extent of work to be determined on site.
Emp100R&R	285677	UBIZO P	EMPANGENI	380	9	24	R 2,000,000	General repairs and renovations - extent of work to be determined on site.
Emp101R&R	205387	MBUYISENI H	EMPANGENI	245	0	8	R 2,000,000	General repairs and renovations - extent of work to be determined on site.
Emp102R&R	306656	GCWALULWAZI H	EMPANGENI	954	17	20	R 2,000,000	General repairs and renovations - extent of work to be determined on site.
Emp103R&R	223517	MEHLATHATHANI P	EMPANGENI	264	9	9	R 2,000,000	General repairs and renovations - extent of work to be determined on site.
Emp104R&R	146446	GABANGENKOSI P	EMPANGENI	430	6	4	R 2,000,000	General repairs and renovations - extent of work to be determined on site.
Emp105R&R	230547	NHLOYANA S	EMPANGENI	455	13	8	R 2,000,000	General repairs and renovations - extent of work to be determined on site.
Emp106R&R	201650	MATHIBELANA P	EMPANGENI	373	11	8	R 2,000,000	General repairs and renovations - extent of work to be determined on site.
Emp107R&R	287083	UMBONAMBI P	EMPANGENI	675	22	15	R 2,000,000	General repairs and renovations - extent of work to be determined on site.
Emp108R&R	169497	ITHALA H	EMPANGENI	452	11	5	R 2,000,000	General repairs and renovations - extent of work to be determined on site.
Emp109R&R	109853	BHUBHUBHU P	EMPANGENI	262	10	6	R 2,000,000	General repairs and renovations - extent of work to be determined on site.
Emp110R&R	110371	BIZIMALI H	EMPANGENI	1163	12	12	R 2,000,000	General repairs and renovations - extent of work to be determined on site.
Emp111R&R	220853	MUSI P	EMPANGENI	326	11	10	R 2,000,000	General repairs and renovations - extent of work to be determined on site.
Emp112R&R	229400	NGWENYA S	EMPANGENI	343	9	11	R 2,000,000	General repairs and renovations - extent of work to be determined on site.
Emp113R&R	269360	SIYABATHWA P	EMPANGENI	329	8	8	R 2,000,000	General repairs and renovations - extent of work to be determined on site.
Emp114R&R	114367	CANAAN P	EMPANGENI	314	13	14	R 2,000,000	General repairs and renovations - extent of work to be determined on site.
Emp115R&R	154623	HEMFANE P	EMPANGENI	299	14	14	R 2,000,000	General repairs and renovations - extent of work to be determined on site.
Emp116R&R	177822	KUKHOBA P	EMPANGENI	171	5	4	R 2,000,000	General repairs and renovations - extent of work to be determined on site.
Emp117R&R	320013	MFANISO S	EMPANGENI	221	7	6	R 2,000,000	General repairs and renovations - extent of work to be determined on site.
Emp118R&R	209198	MGATSHELWA P	EMPANGENI	269	9	12	R 2,000,000	General repairs and renovations - extent of work to be determined on site.
Emp119R&R	202316	MATSHHEMADE JP	EMPANGENI	105	3	4	R 2,000,000	General repairs and renovations - extent of work to be determined on site.
Emp120R&R	118992	CWAKA P	EMPANGENI	581	10	8	R 2,000,000	General repairs and renovations - extent of work to be determined on site.
Emp121R&R	290191	UPPER MHLATHUZE P	EMPANGENI	264	5	4	R 2,000,000	General repairs and renovations - extent of work to be determined on site.
Emp122R&R	208384	MFANEFILE P S	EMPANGENI	1192	20	22	R 2,000,000	General repairs and renovations - extent of work to be determined on site.
Emp123R&R	240981	NTUTHUKO P	EMPANGENI	500	2	14	R 2,000,000	General repairs and renovations - extent of work to be determined on site.
Emp124R&R	237577	NQUNDU P	EMPANGENI	505	14	10	R 2,000,000	General repairs and renovations - extent of work to be determined on site.
Emp125R&R	133089	EMKHINDINI P	EMPANGENI	432	10	10	R 2,000,000	General repairs and renovations - extent of work to be determined on site.
Emp126R&R	200059	MASAKHANE H	EMPANGENI	854	17	10	R 2,000,000	General repairs and renovations - extent of work to be determined on site.
Emp127R&R	308876	AMAZONDI JS	EMPANGENI	452	8	8	R 2,000,000	General repairs and renovations - extent of work to be determined on site.
Emp128R&R	276686	ST PAULS P	EMPANGENI	526	14	22	R 2,000,000	General repairs and renovations - extent of work to be determined on site.
Emp129R&R	238650	NSUZE P	EMPANGENI	409	14	2	R 2,000,000	General repairs and renovations - extent of work to be determined on site.
Emp130R&R	253006	QHUBANDABA P	EMPANGENI	747	11	6	R 2,000,000	General repairs and renovations - extent of work to be determined on site.
Emp131R&R	188885	LUSHABA S	EMPANGENI	0	10	12	R 2,000,000	General repairs and renovations - extent of work to be determined on site.
Emp132R&R	264513	SIGISI P	EMPANGENI	428	12	16	R 2,000,000	General repairs and renovations - extent of work to be determined on site.
Emp133R&R	259222	SBONELESIHLE JP	EMPANGENI	109	2	4	R 2,000,000	General repairs and renovations - extent of work to be determined on site.
Emp134R&R	280682	THANDUYISE H	EMPANGENI	795	28	52	R 2,000,000	General repairs and renovations - extent of work to be determined on site.
Emp135R&R	179598	KWAGUGU P	EMPANGENI	294	10	13	R 2,000,000	General repairs and renovations - extent of work to be determined on site.
Emp136R&R	108595	BHEKIKUSASA H	EMPANGENI	227	8	14	R 2,000,000	General repairs and renovations - extent of work to be determined on site.
Emp137R&R	122803	DONSINTABA P	EMPANGENI	0	10	7	R 2,000,000	General repairs and renovations - extent of work to be determined on site.
Emp138R&R	253228	QHUDENI P	EMPANGENI	273	9	10	R 2,000,000	General repairs and renovations - extent of work to be determined on site.
Emp139R&R	199023	MAQWABE P	EMPANGENI	785	5	15	R 2,000,000	General repairs and renovations - extent of work to be determined on site.
Emp140R&R	138565	ENTSHIZA P	EMPANGENI	237	0	11	R 2,000,000	General repairs and renovations - extent of work to be determined on site.

Programmed Repairs Renovations

Priority	EMIS No.	Name of School	Education District	Enrolment	Total Learning Spaces	Total Toilets	Estimated Cost	Nature of Service
Emp141R&R	209420	MGEZENI H	EMPANGENI	1012	15	6 R	2,000,000	General repairs and renovations - extent of work to be determined on site.
Emp142R&R	232989	NKUNGUMATHE P	EMPANGENI	299	8	6 R	2,000,000	General repairs and renovations - extent of work to be determined on site.
Emp143R&R	232286	NKONISA P	EMPANGENI	383	9	9 R	2,000,000	General repairs and renovations - extent of work to be determined on site.
Emp144R&R	258260	SANGOYANA P	EMPANGENI	399	8	8 R	2,000,000	General repairs and renovations - extent of work to be determined on site.
Emp145R&R	173493	KHANYANGODUMO P	EMPANGENI	290	6	6 R	2,000,000	General repairs and renovations - extent of work to be determined on site.
Emp146R&R	273578	SONGENI P	EMPANGENI	530	13	9 R	2,000,000	General repairs and renovations - extent of work to be determined on site.
Emp147R&R	338735	KWANANDI P	EMPANGENI	408	12	13 R	2,000,000	General repairs and renovations - extent of work to be determined on site.
Emp148R&R	243238	OHLELO P	EMPANGENI	466	7	10 R	2,000,000	General repairs and renovations - extent of work to be determined on site.
Emp149R&R	290672	UYAYA S	EMPANGENI	317	10	6 R	2,000,000	General repairs and renovations - extent of work to be determined on site.
Emp150R&R	138824	ENUNGWINI P	EMPANGENI	366	10	15 R	2,000,000	General repairs and renovations - extent of work to be determined on site.
Emp151R&R	143301	EZUIBENI SP	EMPANGENI	52	4	2 R	2,000,000	General repairs and renovations - extent of work to be determined on site.
Emp152R&R	301994	ZWELITHINI H	EMPANGENI	831	10	8 R	2,000,000	General repairs and renovations - extent of work to be determined on site.
Emp153R&R	319310	EMKHAYIDENI TECHNICAL H	EMPANGENI	1105	15	8 R	2,000,000	General repairs and renovations - extent of work to be determined on site.
Emp154R&R	168942	ISITHINTA P	EMPANGENI	348	6	8 R	2,000,000	General repairs and renovations - extent of work to be determined on site.
Emp155R&R	110852	BONAMUVA P	EMPANGENI	701	13	17 R	2,000,000	General repairs and renovations - extent of work to be determined on site.
Emp156R&R	104969	BALONDO H	EMPANGENI	375	18	12 R	2,000,000	General repairs and renovations - extent of work to be determined on site.
Emp157R&R	299700	ZIBONE P	EMPANGENI	922	12	18 R	2,000,000	General repairs and renovations - extent of work to be determined on site.
Emp158R&R	110149	BINGOMA P	EMPANGENI	400	8	18 R	2,000,000	General repairs and renovations - extent of work to be determined on site.
Emp159R&R	304843	MPHATHESITHA JS	EMPANGENI	431	10	10 R	2,000,000	General repairs and renovations - extent of work to be determined on site.
Emp160R&R	342250	BATSHAZWAYO S	EMPANGENI	251	10	11 R	2,000,000	General repairs and renovations - extent of work to be determined on site.
Emp161R&R	122655	DONDOTHA H	EMPANGENI	447	16	14 R	2,000,000	General repairs and renovations - extent of work to be determined on site.
Emp162R&R	104747	BAGIBILE H	EMPANGENI	400	11	8 R	2,000,000	General repairs and renovations - extent of work to be determined on site.
Emp163R&R	306841	KHANYISELISIZWE H	EMPANGENI	569	11	11 R	2,000,000	General repairs and renovations - extent of work to be determined on site.
Emp164R&R	200392	MASHINGA	EMPANGENI	336	10	12 R	2,000,000	General repairs and renovations - extent of work to be determined on site.
Emp165R&R	207570	MENDU P	EMPANGENI	341	10	10 R	2,000,000	General repairs and renovations - extent of work to be determined on site.
Emp166R&R	153402	HAMBAYEDWA P	EMPANGENI	394	10	8 R	2,000,000	General repairs and renovations - extent of work to be determined on site.
Emp167R&R	307322	NCOMBO P	EMPANGENI	497	10	10 R	2,000,000	General repairs and renovations - extent of work to be determined on site.
Emp168R&R	102453	AMAPHUTHU H	EMPANGENI	293	9	18 R	2,000,000	General repairs and renovations - extent of work to be determined on site.
Emp169R&R	231657	NKANYEZI P (KWAMBONAMBI)	EMPANGENI	348	10	8 R	2,000,000	General repairs and renovations - extent of work to be determined on site.
Emp170R&R	324934	CHATHAZANA JP	EMPANGENI	52	5	4 R	2,000,000	General repairs and renovations - extent of work to be determined on site.
Emp171R&R	131572	EMASUNDWINI P	EMPANGENI	391	15	7 R	2,000,000	General repairs and renovations - extent of work to be determined on site.
Emp172R&R	150442	GODIDE H	EMPANGENI	520	5	0 R	2,000,000	General repairs and renovations - extent of work to be determined on site.
Emp173R&R	281533	THEMBALIMBE P	EMPANGENI	470	11	4 R	2,000,000	General repairs and renovations - extent of work to be determined on site.
Emp174R&R	105820	BAQAQE P	EMPANGENI	310	11	6 R	2,000,000	General repairs and renovations - extent of work to be determined on site.
Emp175R&R	241795	NYEMBE P	EMPANGENI	142	10	2 R	2,000,000	General repairs and renovations - extent of work to be determined on site.
Emp176R&R	342916	MBANGAYIYA JS	EMPANGENI	505	10	10 R	2,000,000	General repairs and renovations - extent of work to be determined on site.
Emp177R&R	205017	MBUDE SP	EMPANGENI	355	11	8 R	2,000,000	General repairs and renovations - extent of work to be determined on site.
Emp178R&R	121619	DINUNTULI P	EMPANGENI	365	10	7 R	2,000,000	General repairs and renovations - extent of work to be determined on site.
Emp179R&R	204758	MBONGOLWANE P	EMPANGENI	409	19	9 R	2,000,000	General repairs and renovations - extent of work to be determined on site.
Emp180R&R	315462	KHISHWA P	EMPANGENI	320	6	4 R	2,000,000	General repairs and renovations - extent of work to be determined on site.
Emp181R&R	150072	GOBAMAHLAMVU P	EMPANGENI	450	9	15 R	2,000,000	General repairs and renovations - extent of work to be determined on site.
Emp182R&R	187960	LUBANA P	EMPANGENI	353	10	4 R	2,000,000	General repairs and renovations - extent of work to be determined on site.
Emp183R&R	121804	DLABE P	EMPANGENI	144	8	10 R	2,000,000	General repairs and renovations - extent of work to be determined on site.
Emp184R&R	260295	SENZAKAHLE JS	EMPANGENI	0	7	5 R	2,000,000	General repairs and renovations - extent of work to be determined on site.
Emp185R&R	188441	LUHLANGA P	EMPANGENI	326	11	13 R	2,000,000	General repairs and renovations - extent of work to be determined on site.
Emp186R&R	290117	UPHINDO S	EMPANGENI	303	12	21 R	2,000,000	General repairs and renovations - extent of work to be determined on site.
Emp187R&R	210012	MHAWU P	EMPANGENI	321	8	14 R	2,000,000	General repairs and renovations - extent of work to be determined on site.
Emp188R&R	296814	WOMBANE P	EMPANGENI	357	7	12 R	2,000,000	General repairs and renovations - extent of work to be determined on site.
Emp189R&R	324897	DLOZILESIZWE P	EMPANGENI	155	6	6 R	2,000,000	General repairs and renovations - extent of work to be determined on site.

Programmed Repairs Renovations

Priority	EMIS No.	Name of School	Education District	Enrolment	Total Learning Spaces	Total Toilets	Estimated Cost	Nature of Service
Emp190R&R	300884	ZITHUME H	EMPANGENI	316	0	10	R 2,000,000	General repairs and renovations - extent of work to be determined on site.
Emp191R&R	262552	SIBAMBISENE P	EMPANGENI	684	12	10	R 2,000,000	General repairs and renovations - extent of work to be determined on site.
Emp192R&R	324860	DUMAZINKANI JP	EMPANGENI	351	9	8	R 2,000,000	General repairs and renovations - extent of work to be determined on site.
Emp193R&R	300329	ZIMEME H	EMPANGENI	219	9	10	R 2,000,000	General repairs and renovations - extent of work to be determined on site.
Emp194R&R	126133	EBOMVANENI P	EMPANGENI	383	9	8	R 2,000,000	General repairs and renovations - extent of work to be determined on site.
Emp195R&R	126725	EDAKENI P	EMPANGENI	228	8	0	R 2,000,000	General repairs and renovations - extent of work to be determined on site.
Emp196R&R	269434	SIYABONGA S (KWADLANGEZWA)	EMPANGENI	330	15	8	R 2,000,000	General repairs and renovations - extent of work to be determined on site.
Emp197R&R	127169	EFUYENI P	EMPANGENI	864	17	10	R 2,000,000	General repairs and renovations - extent of work to be determined on site.
Emp198R&R	185407	LANGALIBOMVU H	EMPANGENI	600	19	12	R 2,000,000	General repairs and renovations - extent of work to be determined on site.
Emp199R&R	186776	LINDINKOSI S	EMPANGENI	249	7	12	R 2,000,000	General repairs and renovations - extent of work to be determined on site.
Emp200R&R	129130	EKUTHULENI P	EMPANGENI	443	13	8	R 2,000,000	General repairs and renovations - extent of work to be determined on site.
Emp201R&R	226699	NEW PATANE P	EMPANGENI	738	19	20	R 2,000,000	General repairs and renovations - extent of work to be determined on site.
Emp202R&R	129315	EKUZWANENI P	EMPANGENI	345	14	12	R 2,000,000	General repairs and renovations - extent of work to be determined on site.
Emp203R&R	137344	ENHLUBE P	EMPANGENI	630	17	17	R 2,000,000	General repairs and renovations - extent of work to be determined on site.
Emp204R&R	240315	NTONGANDE H	EMPANGENI	1063	18	34	R 2,000,000	General repairs and renovations - extent of work to be determined on site.
Emp205R&R	338772	BHAMU H	EMPANGENI	421	13	11	R 2,000,000	General repairs and renovations - extent of work to be determined on site.
Emp206R&R	131831	EMBABE LP	EMPANGENI	664	15	10	R 2,000,000	General repairs and renovations - extent of work to be determined on site.
Emp207R&R	134125	EMPHALWINI P	EMPANGENI	267	6	6	R 2,000,000	General repairs and renovations - extent of work to be determined on site.
Emp208R&R	190587	MACELA P	EMPANGENI	276	11	10	R 2,000,000	General repairs and renovations - extent of work to be determined on site.
Emp209R&R	134458	EMPUMELELWENI P	EMPANGENI	590	13	10	R 2,000,000	General repairs and renovations - extent of work to be determined on site.
Emp210R&R	147223	GAWOZI S	EMPANGENI	1053	19	10	R 2,000,000	General repairs and renovations - extent of work to be determined on site.
Emp211R&R	135605	ENCANYINI P	EMPANGENI	171	9	0	R 2,000,000	General repairs and renovations - extent of work to be determined on site.
Emp212R&R	143338	EZILOZINI P	EMPANGENI	228	7	12	R 2,000,000	General repairs and renovations - extent of work to be determined on site.
Emp213R&R	135716	ENDABENHLE P	EMPANGENI	259	8	10	R 2,000,000	General repairs and renovations - extent of work to be determined on site.
Emp214R&R	175898	KING CETSHWAYO SS	EMPANGENI	430	20	27	R 2,000,000	General repairs and renovations - extent of work to be determined on site.
Emp215R&R	136900	ENHLABOSINI SP	EMPANGENI	500	11	18	R 2,000,000	General repairs and renovations - extent of work to be determined on site.
Emp216R&R	257150	SABOKWE P	EMPANGENI	1559	23	12	R 2,000,000	General repairs and renovations - extent of work to be determined on site.
Emp217R&R	137085	ENHLANZINI P	EMPANGENI	575	12	20	R 2,000,000	General repairs and renovations - extent of work to be determined on site.
Emp218R&R	209531	MGITSHWA H	EMPANGENI	735	18	40	R 2,000,000	General repairs and renovations - extent of work to be determined on site.
Emp219R&R	317904	BHEKABELUNGU JP	EMPANGENI	124	4	15	R 2,000,000	General repairs and renovations - extent of work to be determined on site.
Emp220R&R	138121	ENQOLENI P	EMPANGENI	973	25	14	R 2,000,000	General repairs and renovations - extent of work to be determined on site.
Emp221R&R	216524	MPHEMBA H	EMPANGENI	615	18	12	R 2,000,000	General repairs and renovations - extent of work to be determined on site.
Emp222R&R	108077	BHEDLANA JP	EMPANGENI	175	3	10	R 2,000,000	General repairs and renovations - extent of work to be determined on site.
Emp223R&R	138232	ENSINGWENI P	EMPANGENI	445	18	13	R 2,000,000	General repairs and renovations - extent of work to be determined on site.
Emp224R&R	138454	ENTENJANE P	EMPANGENI	460	9	8	R 2,000,000	General repairs and renovations - extent of work to be determined on site.
Emp225R&R	223554	NCEMANENI P	EMPANGENI	361	9	12	R 2,000,000	General repairs and renovations - extent of work to be determined on site.
Emp226R&R	139046	ENYAWOSHANE P	EMPANGENI	203	10	28	R 2,000,000	General repairs and renovations - extent of work to be determined on site.
Emp227R&R	140341	ESIGAGANENI P	EMPANGENI	210	6	8	R 2,000,000	General repairs and renovations - extent of work to be determined on site.
Emp228R&R	142117	ETHAFENI P	EMPANGENI	413	10	22	R 2,000,000	General repairs and renovations - extent of work to be determined on site.
Emp229R&R	142376	ETHULWANE P	EMPANGENI	559	13	0	R 2,000,000	General repairs and renovations - extent of work to be determined on site.
Emp230R&R	144522	FANGELAKHE P	EMPANGENI	275	8	8	R 2,000,000	General repairs and renovations - extent of work to be determined on site.
Emp231R&R	147593	GCININHLIZIYO P	EMPANGENI	529	20	12	R 2,000,000	General repairs and renovations - extent of work to be determined on site.
Emp232R&R	147667	GCINUKUTHULA SP	EMPANGENI	272	9	7	R 2,000,000	General repairs and renovations - extent of work to be determined on site.
Emp233R&R	150257	GOBIHLAHLA P	EMPANGENI	511	9	12	R 2,000,000	General repairs and renovations - extent of work to be determined on site.
Emp234R&R	151552	GRANTHAM PARK P	EMPANGENI	796	32	62	R 2,000,000	General repairs and renovations - extent of work to be determined on site.
Emp235R&R	152329	GUBHELA P	EMPANGENI	135	4	8	R 2,000,000	General repairs and renovations - extent of work to be determined on site.
Emp236R&R	115699	CEREMONY P	EMPANGENI	337	17	8	R 2,000,000	General repairs and renovations - extent of work to be determined on site.
Emp237R&R	154327	HAYINYAMA P	EMPANGENI	294	11	8	R 2,000,000	General repairs and renovations - extent of work to be determined on site.
Emp238R&R	114959	CEBEKHULU P	EMPANGENI	316	12	9	R 2,000,000	General repairs and renovations - extent of work to be determined on site.

Programmed Repairs Renovations

Priority	EMIS No.	Name of School	Education District	Enrolment	Total Learning Spaces	Total Toilets	Estimated Cost	Nature of Service
Emp239R&R	161172	IMPAPHALA P	EMPANGENI	266	17	6	R 2,000,000	General repairs and renovations - extent of work to be determined on site.
Emp240R&R	165353	INQABA P	EMPANGENI	849	16	3	R 2,000,000	General repairs and renovations - extent of work to be determined on site.
Emp241R&R	165612	INSELENYANA P	EMPANGENI	208	5	7	R 2,000,000	General repairs and renovations - extent of work to be determined on site.
Emp242R&R	163836	INGWENI JP	EMPANGENI	999	18	27	R 2,000,000	General repairs and renovations - extent of work to be determined on site.
Emp243R&R	170089	IWANGU P	EMPANGENI	358	11	12	R 2,000,000	General repairs and renovations - extent of work to be determined on site.
Emp244R&R	111592	BONOMUNYE P	EMPANGENI	562	16	8	R 2,000,000	General repairs and renovations - extent of work to be determined on site.
Emp245R&R	311762	IZULE JP	EMPANGENI	208	8	11	R 2,000,000	General repairs and renovations - extent of work to be determined on site.
Emp246R&R	173308	KHANGELANI P	EMPANGENI	174	14	12	R 2,000,000	General repairs and renovations - extent of work to be determined on site.
Emp247R&R	181448	KWAMONDI P	EMPANGENI	545	14	8	R 2,000,000	General repairs and renovations - extent of work to be determined on site.
Emp248R&R	184223	KWAZIBONELE JP	EMPANGENI	1201	10	12	R 2,000,000	General repairs and renovations - extent of work to be determined on site.
Emp249R&R	240907	NTUMBENI P	EMPANGENI	256	8	14	R 2,000,000	General repairs and renovations - extent of work to be determined on site.
Emp250R&R	225108	NDINDINDI P	EMPANGENI	444	8	6	R 2,000,000	General repairs and renovations - extent of work to be determined on site.
Emp251R&R	190106	MABHUYENI P	EMPANGENI	217	8	8	R 2,000,000	General repairs and renovations - extent of work to be determined on site.
Emp252R&R	190772	MACHOTSHANENI P	EMPANGENI	146	12	6	R 2,000,000	General repairs and renovations - extent of work to be determined on site.
Emp253R&R	191068	MADIDIMA P	EMPANGENI	150	6	11	R 2,000,000	General repairs and renovations - extent of work to be determined on site.
Emp254R&R	194324	MAKHANYEZI P	EMPANGENI	246	8	6	R 2,000,000	General repairs and renovations - extent of work to be determined on site.
Emp255R&R	195138	MALANGA P	EMPANGENI	138	10	19	R 2,000,000	General repairs and renovations - extent of work to be determined on site.
Emp256R&R	320346	MANDAWE P	EMPANGENI	282	8	12	R 2,000,000	General repairs and renovations - extent of work to be determined on site.
Emp257R&R	224183	NDABAYAKHE P	EMPANGENI	1146	21	9	R 2,000,000	General repairs and renovations - extent of work to be determined on site.
Emp258R&R	309653	MANZAWAYO LP	EMPANGENI	166	3	5	R 2,000,000	General repairs and renovations - extent of work to be determined on site.
Emp259R&R	198542	MAPHUKANQOLA P	EMPANGENI	176	8	3	R 2,000,000	General repairs and renovations - extent of work to be determined on site.
Emp260R&R	222148	MZINGAZI P	EMPANGENI	1362	24	9	R 2,000,000	General repairs and renovations - extent of work to be determined on site.
Emp261R&R	325748	MAHASHIYA JP	EMPANGENI	238	5	4	R 2,000,000	General repairs and renovations - extent of work to be determined on site.
Emp262R&R	198838	MAQHUBANDABA P	EMPANGENI	156	7	6	R 2,000,000	General repairs and renovations - extent of work to be determined on site.
Emp263R&R	122211	DLOLWANE P	EMPANGENI	179	4	22	R 2,000,000	General repairs and renovations - extent of work to be determined on site.
Emp264R&R	200614	MASHOBA P	EMPANGENI	452	8	14	R 2,000,000	General repairs and renovations - extent of work to be determined on site.
Emp265R&R	201724	MATHIYA P	EMPANGENI	344	7	13	R 2,000,000	General repairs and renovations - extent of work to be determined on site.
Emp266R&R	201909	MATHUNGELA P	EMPANGENI	226	6	6	R 2,000,000	General repairs and renovations - extent of work to be determined on site.
Emp267R&R	315351	ENGALANGALA P	EMPANGENI	870	8	18	R 2,000,000	General repairs and renovations - extent of work to be determined on site.
Emp268R&R	118887	CUNGCWANA P	EMPANGENI	248	8	2	R 2,000,000	General repairs and renovations - extent of work to be determined on site.
Emp269R&R	207237	MEHLWANA P	EMPANGENI	471	19	2	R 2,000,000	General repairs and renovations - extent of work to be determined on site.
Emp270R&R	228068	NGILANDELA P	EMPANGENI	326	13	17	R 2,000,000	General repairs and renovations - extent of work to be determined on site.
Emp271R&R	213305	MNGAMPONDO P	EMPANGENI	350	9	10	R 2,000,000	General repairs and renovations - extent of work to be determined on site.
Emp272R&R	214341	MOMBENI P	EMPANGENI	331	14	22	R 2,000,000	General repairs and renovations - extent of work to be determined on site.
Emp273R&R	217301	MPOTHOLO P	EMPANGENI	392	15	7	R 2,000,000	General repairs and renovations - extent of work to be determined on site.
Emp274R&R	306545	MVUNDLANA P	EMPANGENI	205	12	11	R 2,000,000	General repairs and renovations - extent of work to be determined on site.
Emp275R&R	225404	NDLONDLO P	EMPANGENI	329	9	11	R 2,000,000	General repairs and renovations - extent of work to be determined on site.
Emp276R&R	225700	NDONGANDE P	EMPANGENI	337	11	29	R 2,000,000	General repairs and renovations - extent of work to be determined on site.
Emp277R&R	227883	NGEDLESI P	EMPANGENI	371	10	6	R 2,000,000	General repairs and renovations - extent of work to be determined on site.
Emp278R&R	229363	NGWEMNYAMA P	EMPANGENI	380	8	7	R 2,000,000	General repairs and renovations - extent of work to be determined on site.
Emp279R&R	229881	NHLANGENYUKE P	EMPANGENI	751	20	19	R 2,000,000	General repairs and renovations - extent of work to be determined on site.
Emp280R&R	102786	AMATIMOFU P	EMPANGENI	164	11	17	R 2,000,000	General repairs and renovations - extent of work to be determined on site.
Emp281R&R	102897	AMAYESE JP	EMPANGENI	190	4	6	R 2,000,000	General repairs and renovations - extent of work to be determined on site.
Emp282R&R	229585	NHLABANE P	EMPANGENI	621	15	11	R 2,000,000	General repairs and renovations - extent of work to be determined on site.
Emp283R&R	339179	EKUPHAKAMENI P	EMPANGENI	340	7	8	R 2,000,000	General repairs and renovations - extent of work to be determined on site.
Emp284R&R	233951	NOGOBHOZA P	EMPANGENI	500	14	15	R 2,000,000	General repairs and renovations - extent of work to be determined on site.
Emp285R&R	239945	NTINGWE P	EMPANGENI	0	15	9	R 2,000,000	General repairs and renovations - extent of work to be determined on site.
Emp286R&R	189329	LWANDLASE JP	EMPANGENI	86	2	2	R 2,000,000	General repairs and renovations - extent of work to be determined on site.
Emp287R&R	106782	BEDLANE P	EMPANGENI	360	9	12	R 2,000,000	General repairs and renovations - extent of work to be determined on site.

Programmed Repairs Renovations

Priority	EMIS No.	Name of School	Education District	Enrolment	Total Learning Spaces	Total Toilets	Estimated Cost	Nature of Service
Emp288R&R	221334	MVAYIZA P	EMPANGENI	524	8	4	R 2,000,000	General repairs and renovations - extent of work to be determined on site.
Emp289R&R	142154	ETHAKASANI P	EMPANGENI	748	16	35	R 2,000,000	General repairs and renovations - extent of work to be determined on site.
Emp290R&R	309690	BHEKENI JP	EMPANGENI	113	2	4	R 2,000,000	General repairs and renovations - extent of work to be determined on site.
Emp291R&R	228216	NGOGODO P	EMPANGENI	182	4	18	R 2,000,000	General repairs and renovations - extent of work to be determined on site.
Emp292R&R	228956	NGUDWINI P	EMPANGENI	472	8	0	R 2,000,000	General repairs and renovations - extent of work to be determined on site.
Emp293R&R	157805	HLUNGWINI P	EMPANGENI	518	12	10	R 2,000,000	General repairs and renovations - extent of work to be determined on site.
Emp294R&R	281422	THEMBALESIZWE P	EMPANGENI	464	17	16	R 2,000,000	General repairs and renovations - extent of work to be determined on site.
Emp295R&R	308839	BHOBHE P	EMPANGENI	206	7	12	R 2,000,000	General repairs and renovations - extent of work to be determined on site.
Emp296R&R	199060	MAQHAWAKAZI P	EMPANGENI	634	19	8	R 2,000,000	General repairs and renovations - extent of work to be determined on site.
Emp297R&R	139860	ESHOWE P	EMPANGENI	510	10	10	R 2,000,000	General repairs and renovations - extent of work to be determined on site.
Emp298R&R	160802	IMFIHLO P	EMPANGENI	683	15	31	R 2,000,000	General repairs and renovations - extent of work to be determined on site.
Emp299R&R	202205	MATSHANGULE P	EMPANGENI	804	25	35	R 2,000,000	General repairs and renovations - extent of work to be determined on site.
Emp300R&R	401043	MBONOMUHLE P	EMPANGENI	195	7	9	R 2,000,000	General repairs and renovations - extent of work to be determined on site.
Emp301R&R	401709	MAGUQU P	EMPANGENI	323	8	12	R 2,000,000	General repairs and renovations - extent of work to be determined on site.
Emp302R&R	307211	MUNTUYEDWA LP	EMPANGENI	301	7	8	R 2,000,000	General repairs and renovations - extent of work to be determined on site.
Emp303R&R	152995	HABENI P	EMPANGENI	650	21	11	R 2,000,000	General repairs and renovations - extent of work to be determined on site.
Emp304R&R	165020	INKOSENZIGI JS	EMPANGENI	127	6	24	R 2,000,000	General repairs and renovations - extent of work to be determined on site.
Emp305R&R	183483	KWA-SIBONDA P	EMPANGENI	290	11	8	R 2,000,000	General repairs and renovations - extent of work to be determined on site.
Emp306R&R	401672	KWAZIKWAKHE P	EMPANGENI	324	4	10	R 2,000,000	General repairs and renovations - extent of work to be determined on site.
Emp307R&R	141266	ESIQHOMANENI P	EMPANGENI	725	18	12	R 2,000,000	General repairs and renovations - extent of work to be determined on site.
Emp308R&R	208754	MFONGOSI P	EMPANGENI	1099	22	8	R 2,000,000	General repairs and renovations - extent of work to be determined on site.
Emp309R&R	238576	NSUNGUZA P	EMPANGENI	291	10	13	R 2,000,000	General repairs and renovations - extent of work to be determined on site.
Emp310R&R	232582	NKOSAZANA P	EMPANGENI	147	6	20	R 2,000,000	General repairs and renovations - extent of work to be determined on site.
Emp311R&R	232952	NKUME P	EMPANGENI	974	20	8	R 2,000,000	General repairs and renovations - extent of work to be determined on site.
Emp312R&R	213897	NOMDUMO P	EMPANGENI	596	15	8	R 2,000,000	General repairs and renovations - extent of work to be determined on site.
Emp313R&R	237059	NOYIBEWU	EMPANGENI	313	5	4	R 2,000,000	General repairs and renovations - extent of work to be determined on site.
Emp314R&R	237281	NQAMBOSHANA P	EMPANGENI	182	9	6	R 2,000,000	General repairs and renovations - extent of work to be determined on site.
Emp315R&R	237688	NQUTSHINI P	EMPANGENI	421	9	4	R 2,000,000	General repairs and renovations - extent of work to be determined on site.
Emp316R&R	238465	NSUKAZI P	EMPANGENI	340	13	10	R 2,000,000	General repairs and renovations - extent of work to be determined on site.
Emp317R&R	238502	NSUNDUKAZI P	EMPANGENI	570	14	11	R 2,000,000	General repairs and renovations - extent of work to be determined on site.
Emp318R&R	317830	NTABANKULU LP	EMPANGENI	142	4	0	R 2,000,000	General repairs and renovations - extent of work to be determined on site.
Emp319R&R	239575	NTATSHANA JP	EMPANGENI	261	7	3	R 2,000,000	General repairs and renovations - extent of work to be determined on site.
Emp320R&R	240537	NTSHIDI P	EMPANGENI	465	11	5	R 2,000,000	General repairs and renovations - extent of work to be determined on site.
Emp321R&R	241351	NXUSA P	EMPANGENI	177	9	18	R 2,000,000	General repairs and renovations - extent of work to be determined on site.
Emp322R&R	242054	NZALABANTU P	EMPANGENI	1015	21	12	R 2,000,000	General repairs and renovations - extent of work to be determined on site.
Emp323R&R	242646	ODAKANENI P	EMPANGENI	208	13	12	R 2,000,000	General repairs and renovations - extent of work to be determined on site.
Emp324R&R	243090	OHLAHLA JP	EMPANGENI	215	2	5	R 2,000,000	General repairs and renovations - extent of work to be determined on site.
Emp325R&R	243978	ONTINGWENI P	EMPANGENI	358	8	0	R 2,000,000	General repairs and renovations - extent of work to be determined on site.
Emp326R&R	248455	PHESHEYA P	EMPANGENI	1847	31	56	R 2,000,000	General repairs and renovations - extent of work to be determined on site.
Emp327R&R	250786	PLANT MEMORIAL P	EMPANGENI	351	10	8	R 2,000,000	General repairs and renovations - extent of work to be determined on site.
Emp328R&R	252229	QALUKUVUKA P	EMPANGENI	354	14	12	R 2,000,000	General repairs and renovations - extent of work to be determined on site.
Emp329R&R	252858	QHOSHANGANI P	EMPANGENI	280	7	2	R 2,000,000	General repairs and renovations - extent of work to be determined on site.
Emp330R&R	257890	SAMUNGU P	EMPANGENI	555	16	23	R 2,000,000	General repairs and renovations - extent of work to be determined on site.
Emp331R&R	262774	SIBHAKABHAKA P	EMPANGENI	546	23	10	R 2,000,000	General repairs and renovations - extent of work to be determined on site.
Emp332R&R	263070	SIBOMVU P	EMPANGENI	591	9	10	R 2,000,000	General repairs and renovations - extent of work to be determined on site.
Emp333R&R	309579	SIBUSISILE P	EMPANGENI	209	3	4	R 2,000,000	General repairs and renovations - extent of work to be determined on site.
Emp334R&R	264106	SIDUMUKA P	EMPANGENI	131	7	4	R 2,000,000	General repairs and renovations - extent of work to be determined on site.
Emp335R&R	264402	SIGANANDA P	EMPANGENI	467	24	20	R 2,000,000	General repairs and renovations - extent of work to be determined on site.
Emp336R&R	341104	SIGODO P	EMPANGENI	280	5	4	R 2,000,000	General repairs and renovations - extent of work to be determined on site.

Programmed Repairs Renovations

Priority	EMIS No.	Name of School	Education District	Enrolment	Total Learning Spaces	Total Toilets	Estimated Cost	Nature of Service
Emp337R&R	326784	SIHAMBAKAHLE JP	EMPANGENI	104	3	7	R 2,000,000	General repairs and renovations - extent of work to be determined on site.
Emp338R&R	265327	SILAMBO P	EMPANGENI	361	11	11	R 2,000,000	General repairs and renovations - extent of work to be determined on site.
Emp339R&R	266030	SIMANJALO P	EMPANGENI	174	3	2	R 2,000,000	General repairs and renovations - extent of work to be determined on site.
Emp340R&R	266289	SINAYE P	EMPANGENI	1573	25	59	R 2,000,000	General repairs and renovations - extent of work to be determined on site.
Emp341R&R	267103	SIPHANDE P	EMPANGENI	413	8	10	R 2,000,000	General repairs and renovations - extent of work to be determined on site.
Emp342R&R	267436	SIPHEZI JP	EMPANGENI	276	7	12	R 2,000,000	General repairs and renovations - extent of work to be determined on site.
Emp343R&R	269730	SIYAKHANYISA P	EMPANGENI	852	10	33	R 2,000,000	General repairs and renovations - extent of work to be determined on site.
Emp344R&R	336256	SOGODI P	EMPANGENI	168	9	0	R 2,000,000	General repairs and renovations - extent of work to be determined on site.
Emp345R&R	272801	SOKHULU P	EMPANGENI	1098	19	10	R 2,000,000	General repairs and renovations - extent of work to be determined on site.
Emp346R&R	286195	UFASIMBA P	EMPANGENI	588	13	7	R 2,000,000	General repairs and renovations - extent of work to be determined on site.
Emp347R&R	288156	UMLALAZI P	EMPANGENI	576	17	11	R 2,000,000	General repairs and renovations - extent of work to be determined on site.
Emp348R&R	287971	UMKHUKHUZE P	EMPANGENI	441	9	8	R 2,000,000	General repairs and renovations - extent of work to be determined on site.
Emp349R&R	291042	VELA P	EMPANGENI	233	7	7	R 2,000,000	General repairs and renovations - extent of work to be determined on site.
Emp350R&R	293817	VUMANHLAMVU P	EMPANGENI	522	13	8	R 2,000,000	General repairs and renovations - extent of work to be determined on site.
Emp351R&R	293965	VUMUKUKHANYA JP	EMPANGENI	130	5	8	R 2,000,000	General repairs and renovations - extent of work to be determined on site.
Emp352R&R	411070	ZIBAMBELE P	EMPANGENI	230	11	8	R 2,000,000	General repairs and renovations - extent of work to be determined on site.
Emp353R&R	300070	ZIKHALI P	EMPANGENI	348	10	14	R 2,000,000	General repairs and renovations - extent of work to be determined on site.
Emp354R&R	301365	ZUNGENI P	EMPANGENI	305	9	4	R 2,000,000	General repairs and renovations - extent of work to be determined on site.
Emp355R&R	301661	ZWANANI P	EMPANGENI	285	7	14	R 2,000,000	General repairs and renovations - extent of work to be determined on site.
Emp356R&R	153291	HALAMBU P	EMPANGENI	608	10	15	R 2,000,000	General repairs and renovations - extent of work to be determined on site.
Emp357R&R	300699	ZIPHOZONKE H	EMPANGENI	650	19	4	R 2,000,000	General repairs and renovations - extent of work to be determined on site.
Emp358R&R	140563	ESIKHAWINI P	EMPANGENI	638	19	29	R 2,000,000	General repairs and renovations - extent of work to be determined on site.
Ilm001R&R	239316	NTANDO JP	ILEMBE	228	4	7	R 2,000,000	General repairs and renovations - extent of work to be determined on site.
Ilm002R&R	158989	HULETT P	ILEMBE	290	7	8	R 2,000,000	General repairs and renovations - extent of work to be determined on site.
Ilm003R&R	285899	UBUHLEBESIZWE JS	ILEMBE	345	9	9	R 2,000,000	General repairs and renovations - extent of work to be determined on site.
Ilm004R&R	247234	PHAKADE P (MAPHUMULO)	ILEMBE	328	12	5	R 2,000,000	General repairs and renovations - extent of work to be determined on site.
Ilm005R&R	277167	STANGER H	ILEMBE	522	52	57	R 2,000,000	General repairs and renovations - extent of work to be determined on site.
Ilm006R&R	288933	UMSUNDUZE HP	ILEMBE	321	7	7	R 2,000,000	General repairs and renovations - extent of work to be determined on site.
Ilm007R&R	298738	ZAMAZISA P	ILEMBE	335	8	10	R 2,000,000	General repairs and renovations - extent of work to be determined on site.
Ilm008R&R	290857	VALLOMBROSA P	ILEMBE	122	5	9	R 2,000,000	General repairs and renovations - extent of work to be determined on site.
Ilm009R&R	302956	ZUBANE LP	ILEMBE	179	5	8	R 2,000,000	General repairs and renovations - extent of work to be determined on site.
Ilm010R&R	140822	ESINDI P	ILEMBE	204	8	10	R 2,000,000	General repairs and renovations - extent of work to be determined on site.
Ilm011R&R	134717	EMTHALENI P	ILEMBE	374	11	8	R 2,000,000	General repairs and renovations - extent of work to be determined on site.
Ilm012R&R	120583	DEDA P	ILEMBE	568	19	20	R 2,000,000	General repairs and renovations - extent of work to be determined on site.
Ilm013R&R	142783	EVULEKA P	ILEMBE	342	10	16	R 2,000,000	General repairs and renovations - extent of work to be determined on site.
Ilm014R&R	209087	MGANDENI H	ILEMBE	735	18	29	R 2,000,000	General repairs and renovations - extent of work to be determined on site.
Ilm015R&R	301291	ZULEKA PARUK S	ILEMBE	93	0	0	R 2,000,000	General repairs and renovations - extent of work to be determined on site.
Ilm016R&R	167092	IQABAVU P	ILEMBE	466	16	17	R 2,000,000	General repairs and renovations - extent of work to be determined on site.
Ilm017R&R	175602	KHUTHALANI P (STANGER)	ILEMBE	214	8	18	R 2,000,000	General repairs and renovations - extent of work to be determined on site.
Ilm018R&R	198875	MAQOKOMELA P	ILEMBE	327	19	12	R 2,000,000	General repairs and renovations - extent of work to be determined on site.
Ilm019R&R	267547	SIPHINHLANHLA H	ILEMBE	326	12	10	R 2,000,000	General repairs and renovations - extent of work to be determined on site.
Ilm020R&R	196248	MANDLASONKE P	ILEMBE	426	19	8	R 2,000,000	General repairs and renovations - extent of work to be determined on site.
Ilm021R&R	132238	EMBUSWENI P	ILEMBE	196	6	11	R 2,000,000	General repairs and renovations - extent of work to be determined on site.
Ilm022R&R	283383	THUKELA S	ILEMBE	1173	30	52	R 2,000,000	General repairs and renovations - extent of work to be determined on site.
Ilm023R&R	283901	TIMONI P	ILEMBE	274	7	10	R 2,000,000	General repairs and renovations - extent of work to be determined on site.
Ilm024R&R	251859	PROSPECT FARM P	ILEMBE	577	5	15	R 2,000,000	General repairs and renovations - extent of work to be determined on site.
Ilm025R&R	174233	KHETHIMFUNDO S	ILEMBE	302	14	8	R 2,000,000	General repairs and renovations - extent of work to be determined on site.
Ilm026R&R	207644	MENYEZWAYO S	ILEMBE	254	8	7	R 2,000,000	General repairs and renovations - extent of work to be determined on site.
Ilm027R&R	261146	SHAKASKRAAL SA	ILEMBE	1319	14	16	R 2,000,000	General repairs and renovations - extent of work to be determined on site.



Programmed Repairs Renovations

Priority	EMIS No.	Name of School	Education District	Enrolment	Total Learning Spaces	Total Toilets	Estimated Cost	Nature of Service
Ilm028R&R	311096	SONDODA SS	IEMBE	140	8	8	R 2,000,000	General repairs and renovations - extent of work to be determined on site.
Ilm029R&R	158397	HHOMOYI JP	IEMBE	126	7	7	R 2,000,000	General repairs and renovations - extent of work to be determined on site.
Ilm030R&R	285492	TUGELA S	IEMBE	680	50	96	R 2,000,000	General repairs and renovations - extent of work to be determined on site.
Ilm031R&R	277537	STANGER SOUTH S	IEMBE	1002	20	24	R 2,000,000	General repairs and renovations - extent of work to be determined on site.
Ilm032R&R	194509	MAKHAWULA JP	IEMBE	97	5	5	R 2,000,000	General repairs and renovations - extent of work to be determined on site.
Ilm033R&R	235801	NONOTI P	IEMBE	383	9	11	R 2,000,000	General repairs and renovations - extent of work to be determined on site.
Ilm034R&R	182188	KWANGQUNQUSHE P	IEMBE	270	8	10	R 2,000,000	General repairs and renovations - extent of work to be determined on site.
Ilm035R&R	315388	INGULULE P	IEMBE	152	3	10	R 2,000,000	General repairs and renovations - extent of work to be determined on site.
Ilm036R&R	293188	VUKILE H	IEMBE	1042	23	37	R 2,000,000	General repairs and renovations - extent of work to be determined on site.
Ilm037R&R	187886	LOWER TUGELA P	IEMBE	975	23	52	R 2,000,000	General repairs and renovations - extent of work to be determined on site.
Ilm038R&R	323750	MLAMULANKUNZI P	IEMBE	145	4	13	R 2,000,000	General repairs and renovations - extent of work to be determined on site.
Ilm039R&R	277463	STANGER P (HILL CRESCENT)	IEMBE	489	24	20	R 2,000,000	General repairs and renovations - extent of work to be determined on site.
Ilm040R&R	246531	PARUKABAD P	IEMBE	487	10	22	R 2,000,000	General repairs and renovations - extent of work to be determined on site.
Ilm041R&R	267584	SIPHIWE S	IEMBE	200	6	14	R 2,000,000	General repairs and renovations - extent of work to be determined on site.
Ilm042R&R	235320	NONDABULA P	IEMBE	764	15	22	R 2,000,000	General repairs and renovations - extent of work to be determined on site.
Ilm043R&R	232175	NKOMIDLI P	IEMBE	303	6	6	R 2,000,000	General repairs and renovations - extent of work to be determined on site.
Ilm044R&R	173974	KHAYALEMFUNDO JP	IEMBE	599	18	25	R 2,000,000	General repairs and renovations - extent of work to be determined on site.
Ilm045R&R	294446	WANGU P	IEMBE	387	15	26	R 2,000,000	General repairs and renovations - extent of work to be determined on site.
Ilm046R&R	102416	AMAPHUPHESIZWE S	IEMBE	461	16	12	R 2,000,000	General repairs and renovations - extent of work to be determined on site.
Ilm047R&R	163318	INGOBAMAKHOSI S	IEMBE	272	12	12	R 2,000,000	General repairs and renovations - extent of work to be determined on site.
Ilm048R&R	166759	INYANGANYE P	IEMBE	152	5	7	R 2,000,000	General repairs and renovations - extent of work to be determined on site.
Ilm049R&R	170126	IWETANE P	IEMBE	421	11	0	R 2,000,000	General repairs and renovations - extent of work to be determined on site.
Ilm050R&R	187294	LLOYD P	IEMBE	1356	26	33	R 2,000,000	General repairs and renovations - extent of work to be determined on site.
Ilm051R&R	148814	KHOLWANI P	IEMBE	0	6	6	R 2,000,000	General repairs and renovations - extent of work to be determined on site.
Ilm052R&R	183594	KWASOLA P	IEMBE	289	9	8	R 2,000,000	General repairs and renovations - extent of work to be determined on site.
Ilm053R&R	185037	LAMBOTHI P	IEMBE	559	17	17	R 2,000,000	General repairs and renovations - extent of work to be determined on site.
Ilm054R&R	319680	MADLANGA JS	IEMBE	248	9	4	R 2,000,000	General repairs and renovations - extent of work to be determined on site.
Ilm055R&R	201835	MATHONSI P	IEMBE	280	16	8	R 2,000,000	General repairs and renovations - extent of work to be determined on site.
Ilm056R&R	205609	MCATSHANGELWA P	IEMBE	486	17	26	R 2,000,000	General repairs and renovations - extent of work to be determined on site.
Ilm057R&R	218522	MSHWATHI MEMORIAL P	IEMBE	238	8	9	R 2,000,000	General repairs and renovations - extent of work to be determined on site.
Ilm058R&R	209679	MGQWABAGQWABA P	IEMBE	194	13	9	R 2,000,000	General repairs and renovations - extent of work to be determined on site.
Ilm059R&R	254745	RAMLAKAN P	IEMBE	147	5	13	R 2,000,000	General repairs and renovations - extent of work to be determined on site.
Ilm060R&R	257446	SAKHESETHU P	IEMBE	609	16	13	R 2,000,000	General repairs and renovations - extent of work to be determined on site.
Ilm061R&R	268620	SITHEBE P	IEMBE	1306	25	10	R 2,000,000	General repairs and renovations - extent of work to be determined on site.
Ilm062R&R	281718	THEMBENI P	IEMBE	757	15	10	R 2,000,000	General repairs and renovations - extent of work to be determined on site.
Ilm063R&R	132756	EMHLUBULWENI P	IEMBE	434	15	12	R 2,000,000	General repairs and renovations - extent of work to be determined on site.
Ilm064R&R	266881	SION P	IEMBE	605	17	23	R 2,000,000	General repairs and renovations - extent of work to be determined on site.
Ilm065R&R	268694	SITHELOSETHU P	IEMBE	202	7	17	R 2,000,000	General repairs and renovations - extent of work to be determined on site.
Ilm066R&R	227661	NGCONGANGCONGA H	IEMBE	509	10	21	R 2,000,000	General repairs and renovations - extent of work to be determined on site.
Ilm067R&R	162837	INDUKWENTSHA S	IEMBE	247	9	11	R 2,000,000	General repairs and renovations - extent of work to be determined on site.
Ilm068R&R	101269	AMABUTHO P	IEMBE	178	9	12	R 2,000,000	General repairs and renovations - extent of work to be determined on site.
Ilm069R&R	199985	MARY GRAY P	IEMBE	408	15	15	R 2,000,000	General repairs and renovations - extent of work to be determined on site.
Ilm070R&R	203056	MAYELESWENI P	IEMBE	177	7	8	R 2,000,000	General repairs and renovations - extent of work to be determined on site.
Ilm071R&R	229844	NHLANGAKAZI P	IEMBE	118	7	6	R 2,000,000	General repairs and renovations - extent of work to be determined on site.
Ilm072R&R	173604	KHANYISA S	IEMBE	300	13	6	R 2,000,000	General repairs and renovations - extent of work to be determined on site.
Ilm073R&R	181226	KWAMKHUMBUZI P	IEMBE	234	11	11	R 2,000,000	General repairs and renovations - extent of work to be determined on site.
Ilm074R&R	118474	CRANBURN P	IEMBE	42	2	3	R 2,000,000	General repairs and renovations - extent of work to be determined on site.
Ilm075R&R	161283	IMPOQABULUNGU S	IEMBE	969	31	52	R 2,000,000	General repairs and renovations - extent of work to be determined on site.
Ilm076R&R	147815	GCWALAMOYA P	IEMBE	606	17	19	R 2,000,000	General repairs and renovations - extent of work to be determined on site.

Programmed Repairs Renovations

Priority	EMIS No.	Name of School	Education District	Enrolment	Total Learning Spaces	Total Toilets	Estimated Cost	Nature of Service
Ilm077R&R	270396	SIYAVIKELWA SP	IEMBE	624	16	10	R 2,000,000	General repairs and renovations - extent of work to be determined on site.
Ilm078R&R	171125	IGUGULAMANYONI JP	IEMBE	203	9	6	R 2,000,000	General repairs and renovations - extent of work to be determined on site.
Ilm079R&R	290746	UYIKHULU S	IEMBE	230	11	8	R 2,000,000	General repairs and renovations - extent of work to be determined on site.
Ilm080R&R	207496	MEME P	IEMBE	150	8	24	R 2,000,000	General repairs and renovations - extent of work to be determined on site.
Ilm081R&R	207755	MEPHO JP	IEMBE	199	6	8	R 2,000,000	General repairs and renovations - extent of work to be determined on site.
Ilm082R&R	282939	THOLUMUSA P	IEMBE	233	6	0	R 2,000,000	General repairs and renovations - extent of work to be determined on site.
Ilm083R&R	182410	KWANOKUSHO P	IEMBE	311	15	12	R 2,000,000	General repairs and renovations - extent of work to be determined on site.
Ilm084R&R	234839	NOMBIKA S	IEMBE	832	29	12	R 2,000,000	General repairs and renovations - extent of work to be determined on site.
Ilm085R&R	166093	INTAPHUKA P	IEMBE	922	23	26	R 2,000,000	General repairs and renovations - extent of work to be determined on site.
Ilm086R&R	238946	NTABASKOP P	IEMBE	31	9	8	R 2,000,000	General repairs and renovations - extent of work to be determined on site.
Ilm087R&R	167869	ISIGUDU JP	IEMBE	97	3	18	R 2,000,000	General repairs and renovations - extent of work to be determined on site.
Ilm088R&R	337070	MGEZENGWANE JP	IEMBE	261	8	17	R 2,000,000	General repairs and renovations - extent of work to be determined on site.
Ilm089R&R	219558	MTHUKUTHELI LP	IEMBE	302	7	8	R 2,000,000	General repairs and renovations - extent of work to be determined on site.
Ilm090R&R	289710	UMZOKHULAYO JP	IEMBE	314	12	11	R 2,000,000	General repairs and renovations - extent of work to be determined on site.
Ilm091R&R	133274	EMLANDELENI P	IEMBE	462	13	10	R 2,000,000	General repairs and renovations - extent of work to be determined on site.
Ilm092R&R	233137	NKUNZEMALUNDA P	IEMBE	372	9	15	R 2,000,000	General repairs and renovations - extent of work to be determined on site.
Ilm093R&R	209642	MGOVUZU P	IEMBE	180	8	20	R 2,000,000	General repairs and renovations - extent of work to be determined on site.
Ilm094R&R	257594	SAKHISIZWE H	IEMBE	593	19	16	R 2,000,000	General repairs and renovations - extent of work to be determined on site.
Ilm095R&R	253709	QONDUKWAZI P	IEMBE	143	8	10	R 2,000,000	General repairs and renovations - extent of work to be determined on site.
Ilm096R&R	205091	MBULWINI P	IEMBE	182	7	7	R 2,000,000	General repairs and renovations - extent of work to be determined on site.
Ilm097R&R	273763	SONQOBA P	IEMBE	188	9	4	R 2,000,000	General repairs and renovations - extent of work to be determined on site.
Ilm098R&R	135864	ENDANDATHWENI P	IEMBE	262	9	5	R 2,000,000	General repairs and renovations - extent of work to be determined on site.
Ilm099R&R	289340	UMVOZANE P	IEMBE	360	10	16	R 2,000,000	General repairs and renovations - extent of work to be determined on site.
Ilm100R&R	312391	THANDAYIPHI JS	IEMBE	207	6	7	R 2,000,000	General repairs and renovations - extent of work to be determined on site.
Ilm101R&R	240389	THEO HLALANATHI S	IEMBE	305	9	5	R 2,000,000	General repairs and renovations - extent of work to be determined on site.
Ilm102R&R	281829	THETHANDABA P	IEMBE	347	14	10	R 2,000,000	General repairs and renovations - extent of work to be determined on site.
Ilm103R&R	196729	MANGETE P	IEMBE	355	5	14	R 2,000,000	General repairs and renovations - extent of work to be determined on site.
Ilm104R&R	257631	SAKHUMUZI P	IEMBE	444	11	13	R 2,000,000	General repairs and renovations - extent of work to be determined on site.
Ilm105R&R	188034	LUBISANA P	IEMBE	110	4	6	R 2,000,000	General repairs and renovations - extent of work to be determined on site.
Ilm106R&R	227698	NGCOLOSI S	IEMBE	328	7	12	R 2,000,000	General repairs and renovations - extent of work to be determined on site.
Ilm107R&R	312613	MPANGELE P	IEMBE	250	8	9	R 2,000,000	General repairs and renovations - extent of work to be determined on site.
Ilm108R&R	302660	WOZA P	IEMBE	319	8	14	R 2,000,000	General repairs and renovations - extent of work to be determined on site.
Ilm109R&R	143745	EZITHABENI S	IEMBE	619	16	11	R 2,000,000	General repairs and renovations - extent of work to be determined on site.
Ilm110R&R	139675	ESESE P	IEMBE	171	10	7	R 2,000,000	General repairs and renovations - extent of work to be determined on site.
Ilm111R&R	236726	NOTHWENI P	IEMBE	230	13	11	R 2,000,000	General repairs and renovations - extent of work to be determined on site.
Ilm112R&R	217819	MQEDI SP	IEMBE	214	8	8	R 2,000,000	General repairs and renovations - extent of work to be determined on site.
Ilm113R&R	248492	PHEZUKOMKHONO H	IEMBE	431	17	9	R 2,000,000	General repairs and renovations - extent of work to be determined on site.
Ilm114R&R	267029	SIPHAMANDLA P	IEMBE	329	11	15	R 2,000,000	General repairs and renovations - extent of work to be determined on site.
Ilm115R&R	302512	NDELENI P	IEMBE	208	9	7	R 2,000,000	General repairs and renovations - extent of work to be determined on site.
Ilm116R&R	186258	LETHUXOLO S	IEMBE	320	12	18	R 2,000,000	General repairs and renovations - extent of work to be determined on site.
Ilm117R&R	177452	KRANSKOP H	IEMBE	653	18	13	R 2,000,000	General repairs and renovations - extent of work to be determined on site.
Ilm118R&R	161431	IMUSHANE P	IEMBE	440	15	12	R 2,000,000	General repairs and renovations - extent of work to be determined on site.
Ilm119R&R	273541	SONDOKHULU P	IEMBE	262	0	0	R 2,000,000	General repairs and renovations - extent of work to be determined on site.
Ilm120R&R	323898	MAGOJOLO JP	IEMBE	269	10	16	R 2,000,000	General repairs and renovations - extent of work to be determined on site.
Ilm121R&R	134754	EMTHANDENI P	IEMBE	355	15	14	R 2,000,000	General repairs and renovations - extent of work to be determined on site.
Ilm122R&R	215858	MOYAMUHLE P (MAPHUMULO)	IEMBE	377	10	8	R 2,000,000	General repairs and renovations - extent of work to be determined on site.
Ilm123R&R	283531	THULINI P	IEMBE	402	6	9	R 2,000,000	General repairs and renovations - extent of work to be determined on site.
Obj001R&R	235357	NONDUMISO S	OBONJENI	457	12	16	R 2,000,000	General repairs and renovations - extent of work to be determined on site.
Obj002R&R	227809	NGEBEZA H	OBONJENI	615	19	9	R 2,000,000	General repairs and renovations - extent of work to be determined on site.

Programmed Repairs Renovations

Priority	EMIS No.	Name of School	Education District	Enrolment	Total Learning Spaces	Total Toilets	Estimated Cost	Nature of Service
Obj003R&R	141340	ESIQIWINI S	OBONJENI	519	0	10	R 2,000,000	General repairs and renovations - extent of work to be determined on site.
Obj004R&R	111259	BONGUBUHLE SP	OBONJENI	252	13	13	R 2,000,000	General repairs and renovations - extent of work to be determined on site.
Obj005R&R	119029	CWAKEME S	OBONJENI	670	7	8	R 2,000,000	General repairs and renovations - extent of work to be determined on site.
Obj006R&R	193880	MAJOZINI P	OBONJENI	225	9	8	R 2,000,000	General repairs and renovations - extent of work to be determined on site.
Obj007R&R	109446	BHEVULA H	OBONJENI	443	9	8	R 2,000,000	General repairs and renovations - extent of work to be determined on site.
Obj008R&R	113553	BUKIMVELO H	OBONJENI	462	0	0	R 2,000,000	General repairs and renovations - extent of work to be determined on site.
Obj009R&R	290080	UPHAPHAZI P	OBONJENI	887	14	26	R 2,000,000	General repairs and renovations - extent of work to be determined on site.
Obj010R&R	204943	MBOZA P	OBONJENI	1522	18	4	R 2,000,000	General repairs and renovations - extent of work to be determined on site.
Obj011R&R	162985	IDUNDUBALA S	OBONJENI	239	7	4	R 2,000,000	General repairs and renovations - extent of work to be determined on site.
Obj012R&R	222037	MZILA SP	OBONJENI	384	11	8	R 2,000,000	General repairs and renovations - extent of work to be determined on site.
Obj013R&R	271025	SIZAMINQUBEKO COMB	OBONJENI	989	19	6	R 2,000,000	General repairs and renovations - extent of work to be determined on site.
Obj014R&R	135013	EMTHULASIZWE HS	OBONJENI	327	8	4	R 2,000,000	General repairs and renovations - extent of work to be determined on site.
Obj015R&R	139416	EQAKWINI H	OBONJENI	688	0	8	R 2,000,000	General repairs and renovations - extent of work to be determined on site.
Obj016R&R	109372	BHELEBANE JP	OBONJENI	443	14	5	R 2,000,000	General repairs and renovations - extent of work to be determined on site.
Obj017R&R	336996	NDABAZAMANINA	OBONJENI	337	10	5	R 2,000,000	General repairs and renovations - extent of work to be determined on site.
Obj018R&R	186369	LIFALETHU S	OBONJENI	618	15	21	R 2,000,000	General repairs and renovations - extent of work to be determined on site.
Obj019R&R	185481	LANGELIHLE H	OBONJENI	402	11	6	R 2,000,000	General repairs and renovations - extent of work to be determined on site.
Obj020R&R	304362	MDOLOMBA JS	OBONJENI	395	7	9	R 2,000,000	General repairs and renovations - extent of work to be determined on site.
Obj021R&R	206919	MDUNGANDLOVU H	OBONJENI	546	18	16	R 2,000,000	General repairs and renovations - extent of work to be determined on site.
Obj022R&R	254042	QUBUKA P	OBONJENI	354	9	10	R 2,000,000	General repairs and renovations - extent of work to be determined on site.
Obj023R&R	167388	ISIBANI SP	OBONJENI	264	11	8	R 2,000,000	General repairs and renovations - extent of work to be determined on site.
Obj024R&R	217116	MPOLIMPOLI	OBONJENI	546	12	16	R 2,000,000	General repairs and renovations - extent of work to be determined on site.
Obj025R&R	166500	INTUTHUKOYAMAZULU P	OBONJENI	559	8	8	R 2,000,000	General repairs and renovations - extent of work to be determined on site.
Obj026R&R	174603	KHOFI P	OBONJENI	280	6	4	R 2,000,000	General repairs and renovations - extent of work to be determined on site.
Obj027R&R	291819	VEYANA LP	OBONJENI	562	17	20	R 2,000,000	General repairs and renovations - extent of work to be determined on site.
Obj028R&R	143116	EZIBAYENI P	OBONJENI	588	10	6	R 2,000,000	General repairs and renovations - extent of work to be determined on site.
Obj029R&R	310023	MANKENKE JS	OBONJENI	182	5	6	R 2,000,000	General repairs and renovations - extent of work to be determined on site.
Obj030R&R	310134	MADLAKA JS	OBONJENI	129	6	10	R 2,000,000	General repairs and renovations - extent of work to be determined on site.
Obj031R&R	178118	KWAGXABA S	OBONJENI	484	18	27	R 2,000,000	General repairs and renovations - extent of work to be determined on site.
Obj032R&R	327265	MTSHELEKWANE S	OBONJENI	302	4	3	R 2,000,000	General repairs and renovations - extent of work to be determined on site.
Obj033R&R	341362	NHLANGE JS	OBONJENI	227	7	15	R 2,000,000	General repairs and renovations - extent of work to be determined on site.
Obj034R&R	232545	NKOSANA H	OBONJENI	716	16	20	R 2,000,000	General repairs and renovations - extent of work to be determined on site.
Obj035R&R	240759	NTSINDE COMMERCIAL H	OBONJENI	181	6	8	R 2,000,000	General repairs and renovations - extent of work to be determined on site.
Obj036R&R	270655	SIYELULAMA H	OBONJENI	504	11	10	R 2,000,000	General repairs and renovations - extent of work to be determined on site.
Obj037R&R	277722	STAR OF THE SEA H	OBONJENI	722	12	14	R 2,000,000	General repairs and renovations - extent of work to be determined on site.
Obj038R&R	327598	MTHANTI COMTECH JS	OBONJENI	396	6	2	R 2,000,000	General repairs and renovations - extent of work to be determined on site.
Obj039R&R	261109	SH GUMEDE P	OBONJENI	238	13	26	R 2,000,000	General repairs and renovations - extent of work to be determined on site.
Obj040R&R	333777	HLAZAZANE JS	OBONJENI	154	3	0	R 2,000,000	General repairs and renovations - extent of work to be determined on site.
Obj041R&R	320124	GILONKI JS	OBONJENI	383	10	8	R 2,000,000	General repairs and renovations - extent of work to be determined on site.
Obj042R&R	146335	GABADELA P	OBONJENI	308	12	20	R 2,000,000	General repairs and renovations - extent of work to be determined on site.
Obj043R&R	198061	MANZENGWENYA P	OBONJENI	252	8	5	R 2,000,000	General repairs and renovations - extent of work to be determined on site.
Obj044R&R	123987	DUMA P	OBONJENI	326	8	12	R 2,000,000	General repairs and renovations - extent of work to be determined on site.
Obj045R&R	217375	MPUKUNYONI P	OBONJENI	412	14	10	R 2,000,000	General repairs and renovations - extent of work to be determined on site.
Obj046R&R	285307	TSHONGWE P	OBONJENI	462	8	6	R 2,000,000	General repairs and renovations - extent of work to be determined on site.
Obj047R&R	261368	SHANGE P	OBONJENI	186	6	6	R 2,000,000	General repairs and renovations - extent of work to be determined on site.
Obj048R&R	131868	EMBADLENI P	OBONJENI	419	14	14	R 2,000,000	General repairs and renovations - extent of work to be determined on site.
Obj049R&R	411144	DUMANGEZE S	OBONJENI	567	8	6	R 2,000,000	General repairs and renovations - extent of work to be determined on site.
Obj050R&R	168017	SIHLANGWINI P	OBONJENI	342	10	10	R 2,000,000	General repairs and renovations - extent of work to be determined on site.
Obj051R&R	108743	BHEKINDODA P	OBONJENI	571	10	20	R 2,000,000	General repairs and renovations - extent of work to be determined on site.

Programmed Repairs Renovations

Priority	EMIS No.	Name of School	Education District	Enrolment	Total Learning Spaces	Total Toilets	Estimated Cost	Nature of Service
Obj052R&R	135901	ENDLONDWENI P	OBONJENI	424	7	8	R 2,000,000	General repairs and renovations - extent of work to be determined on site.
Obj053R&R	128353	EKUDILIKENI P	OBONJENI	257	8	8	R 2,000,000	General repairs and renovations - extent of work to be determined on site.
Obj054R&R	145595	FUKULA P	OBONJENI	299	9	12	R 2,000,000	General repairs and renovations - extent of work to be determined on site.
Obj055R&R	105524	BANJANA P	OBONJENI	288	5	0	R 2,000,000	General repairs and renovations - extent of work to be determined on site.
Obj056R&R	220742	MUNYU P	OBONJENI	318	7	4	R 2,000,000	General repairs and renovations - extent of work to be determined on site.
Obj057R&R	169238	ISOLESIZWE SS	OBONJENI	455	19	22	R 2,000,000	General repairs and renovations - extent of work to be determined on site.
Obj058R&R	101824	AMANDLA H	OBONJENI	614	12	8	R 2,000,000	General repairs and renovations - extent of work to be determined on site.
Obj059R&R	280719	THANGO P	OBONJENI	355	10	3	R 2,000,000	General repairs and renovations - extent of work to be determined on site.
Obj060R&R	181855	KWAMTHOLO P	OBONJENI	536	14	16	R 2,000,000	General repairs and renovations - extent of work to be determined on site.
Obj061R&R	310874	AMANDLETHU JS	OBONJENI	220	6	18	R 2,000,000	General repairs and renovations - extent of work to be determined on site.
Obj062R&R	149739	GLENPARK P	OBONJENI	305	11	12	R 2,000,000	General repairs and renovations - extent of work to be determined on site.
Obj063R&R	103970	ASIPHIKELELE S	OBONJENI	403	6	8	R 2,000,000	General repairs and renovations - extent of work to be determined on site.
Obj064R&R	318422	HLUHLUWE P (MZINENE AREA)	OBONJENI	640	12	12	R 2,000,000	General repairs and renovations - extent of work to be determined on site.
Obj065R&R	108706	BHEKINDLELA H	OBONJENI	373	13	8	R 2,000,000	General repairs and renovations - extent of work to be determined on site.
Obj066R&R	220466	MUHLEKAZI P	OBONJENI	558	13	24	R 2,000,000	General repairs and renovations - extent of work to be determined on site.
Obj067R&R	249713	PHUMANI P	OBONJENI	158	7	0	R 2,000,000	General repairs and renovations - extent of work to be determined on site.
Obj068R&R	216117	MPELENYANE JP	OBONJENI	414	10	10	R 2,000,000	General repairs and renovations - extent of work to be determined on site.
Obj069R&R	109890	BHUKWANA H	OBONJENI	409	6	2	R 2,000,000	General repairs and renovations - extent of work to be determined on site.
Obj070R&R	231028	NJAKAZANA P	OBONJENI	299	5	8	R 2,000,000	General repairs and renovations - extent of work to be determined on site.
Obj071R&R	174788	KHONGELA P	OBONJENI	142	5	4	R 2,000,000	General repairs and renovations - extent of work to be determined on site.
Obj072R&R	319939	BONGA S	OBONJENI	713	14	8	R 2,000,000	General repairs and renovations - extent of work to be determined on site.
Obj073R&R	173863	KHATHAZILE P	OBONJENI	423	4	20	R 2,000,000	General repairs and renovations - extent of work to be determined on site.
Obj074R&R	291153	VELAKUKHANYA P	OBONJENI	385	7	8	R 2,000,000	General repairs and renovations - extent of work to be determined on site.
Obj075R&R	301957	ZWELINYE P	OBONJENI	220	5	0	R 2,000,000	General repairs and renovations - extent of work to be determined on site.
Obj076R&R	240241	NTOMBEMHLOPHE P	OBONJENI	108	2	4	R 2,000,000	General repairs and renovations - extent of work to be determined on site.
Obj077R&R	131942	EMBETHA JS	OBONJENI	80	0	2	R 2,000,000	General repairs and renovations - extent of work to be determined on site.
Obj078R&R	175084	KHULANGOLWAZI SP	OBONJENI	180	7	8	R 2,000,000	General repairs and renovations - extent of work to be determined on site.
Obj079R&R	325119	KWAQONDILE JP	OBONJENI	254	8	0	R 2,000,000	General repairs and renovations - extent of work to be determined on site.
Obj080R&R	111407	KHULANGOLWAZI P	OBONJENI	603	12	10	R 2,000,000	General repairs and renovations - extent of work to be determined on site.
Obj081R&R	307359	NKOMBANE P	OBONJENI	312	5	0	R 2,000,000	General repairs and renovations - extent of work to be determined on site.
Obj082R&R	215932	MOZI P	OBONJENI	337	7	14	R 2,000,000	General repairs and renovations - extent of work to be determined on site.
Obj083R&R	311022	ESIGEDENI JS	OBONJENI	149	6	6	R 2,000,000	General repairs and renovations - extent of work to be determined on site.
Obj084R&R	195767	MAMFENE P	OBONJENI	753	18	16	R 2,000,000	General repairs and renovations - extent of work to be determined on site.
Obj085R&R	252118	QALAKANCANE P	OBONJENI	362	11	11	R 2,000,000	General repairs and renovations - extent of work to be determined on site.
Obj086R&R	143190	EZIBUKWENI S	OBONJENI	1286	0	16	R 2,000,000	General repairs and renovations - extent of work to be determined on site.
Obj087R&R	129537	EKWETHEMBENI P	OBONJENI	232	6	4	R 2,000,000	General repairs and renovations - extent of work to be determined on site.
Obj088R&R	188626	LUNDINI P	OBONJENI	325	8	8	R 2,000,000	General repairs and renovations - extent of work to be determined on site.
Obj089R&R	143227	EZIFUNDENI H	OBONJENI	841	20	16	R 2,000,000	General repairs and renovations - extent of work to be determined on site.
Obj090R&R	130351	EMAFA C	OBONJENI	456	10	10	R 2,000,000	General repairs and renovations - extent of work to be determined on site.
Obj091R&R	316572	EZINHLABENI S	OBONJENI	0	8	18	R 2,000,000	General repairs and renovations - extent of work to be determined on site.
Obj092R&R	180486	KWAMANANDI P	OBONJENI	251	8	16	R 2,000,000	General repairs and renovations - extent of work to be determined on site.
Obj093R&R	208310	MFAKUBHEKA P	OBONJENI	241	2	6	R 2,000,000	General repairs and renovations - extent of work to be determined on site.
Obj094R&R	339586	GAMULA JS	OBONJENI	335	6	4	R 2,000,000	General repairs and renovations - extent of work to be determined on site.
Obj095R&R	285714	UBOMBO P	OBONJENI	233	8	12	R 2,000,000	General repairs and renovations - extent of work to be determined on site.
Obj096R&R	269693	SIYAKHANYA HP	OBONJENI	186	4	6	R 2,000,000	General repairs and renovations - extent of work to be determined on site.
Obj097R&R	314685	SANQOBA P	OBONJENI	136	4	8	R 2,000,000	General repairs and renovations - extent of work to be determined on site.
Obj098R&R	274910	ST ALEXIS SP	OBONJENI	143	5	7	R 2,000,000	General repairs and renovations - extent of work to be determined on site.
Obj099R&R	150479	GODLOZA H	OBONJENI	427	11	12	R 2,000,000	General repairs and renovations - extent of work to be determined on site.
Obj100R&R	153439	HAMBISANANI H	OBONJENI	832	16	16	R 2,000,000	General repairs and renovations - extent of work to be determined on site.

Programmed Repairs Renovations

Priority	EMIS No.	Name of School	Education District	Enrolment	Total Learning Spaces	Total Toilets	Estimated Cost	Nature of Service
Obj101R&R	127502	EGUJINI P	OBONJENI	305	6	10	R 2,000,000	General repairs and renovations - extent of work to be determined on site.
Obj102R&R	202982	MAYAKAZI P	OBONJENI	451	14	6	R 2,000,000	General repairs and renovations - extent of work to be determined on site.
Obj103R&R	239242	NTANDABANTU P	OBONJENI	261	10	10	R 2,000,000	General repairs and renovations - extent of work to be determined on site.
Obj104R&R	171088	IGUGU LESIZWE S	OBONJENI	455	0	0	R 2,000,000	General repairs and renovations - extent of work to be determined on site.
Obj105R&R	250268	PHUZUDELE SP	OBONJENI	142	7	8	R 2,000,000	General repairs and renovations - extent of work to be determined on site.
Obj106R&R	160062	IKUSASALETHU S	OBONJENI	1279	29	12	R 2,000,000	General repairs and renovations - extent of work to be determined on site.
Obj107R&R	410367	MSINDAZWE P	OBONJENI	380	8	3	R 2,000,000	General repairs and renovations - extent of work to be determined on site.
Obj108R&R	163725	INGWAVUMA H	OBONJENI	625	12	6	R 2,000,000	General repairs and renovations - extent of work to be determined on site.
Obj109R&R	138787	ENTWENI P	OBONJENI	422	8	5	R 2,000,000	General repairs and renovations - extent of work to be determined on site.
Obj110R&R	167684	ISICELOSETHU H	OBONJENI	588	32	30	R 2,000,000	General repairs and renovations - extent of work to be determined on site.
Obj111R&R	310171	MBALEKELWA P	OBONJENI	343	7	8	R 2,000,000	General repairs and renovations - extent of work to be determined on site.
Obj112R&R	168535	SIPHOSETHU SS	OBONJENI	641	13	36	R 2,000,000	General repairs and renovations - extent of work to be determined on site.
Obj113R&R	181670	KWAMQOBELA COMB	OBONJENI	203	8	5	R 2,000,000	General repairs and renovations - extent of work to be determined on site.
Obj114R&R	309838	SIHOLWA JP	OBONJENI	223	5	2	R 2,000,000	General repairs and renovations - extent of work to be determined on site.
Obj115R&R	310467	ISIVUNGUVUNGU JS	OBONJENI	392	8	6	R 2,000,000	General repairs and renovations - extent of work to be determined on site.
Obj116R&R	183668	KWASONTO P	OBONJENI	270	7	0	R 2,000,000	General repairs and renovations - extent of work to be determined on site.
Obj117R&R	310245	MNANDI JP	OBONJENI	345	7	8	R 2,000,000	General repairs and renovations - extent of work to be determined on site.
Obj118R&R	327376	JEVU JS	OBONJENI	660	9	16	R 2,000,000	General repairs and renovations - extent of work to be determined on site.
Obj119R&R	115773	CEZWANA P	OBONJENI	1009	22	0	R 2,000,000	General repairs and renovations - extent of work to be determined on site.
Obj120R&R	446109	QALAKAHLE P	OBONJENI	122	5	3	R 2,000,000	General repairs and renovations - extent of work to be determined on site.
Obj121R&R	310911	JIKIJELA JS	OBONJENI	411	7	0	R 2,000,000	General repairs and renovations - extent of work to be determined on site.
Obj122R&R	197247	MANQAKULANA P	OBONJENI	307	9	6	R 2,000,000	General repairs and renovations - extent of work to be determined on site.
Obj123R&R	135753	ENDABENI P	OBONJENI	862	22	16	R 2,000,000	General repairs and renovations - extent of work to be determined on site.
Obj124R&R	310948	JUSTICE NXUMALO S	OBONJENI	569	17	24	R 2,000,000	General repairs and renovations - extent of work to be determined on site.
Obj125R&R	304917	KHOBONGO JS	OBONJENI	205	6	16	R 2,000,000	General repairs and renovations - extent of work to be determined on site.
Obj126R&R	177637	KUFEZEKILE S	OBONJENI	912	17	10	R 2,000,000	General repairs and renovations - extent of work to be determined on site.
Obj127R&R	309764	KWABAMBA JS	OBONJENI	367	16	15	R 2,000,000	General repairs and renovations - extent of work to be determined on site.
Obj128R&R	178969	KWABULAWAYO S	OBONJENI	239	7	12	R 2,000,000	General repairs and renovations - extent of work to be determined on site.
Obj129R&R	179524	KWAGIBA H	OBONJENI	958	17	16	R 2,000,000	General repairs and renovations - extent of work to be determined on site.
Obj130R&R	189773	MABANDLENI H	OBONJENI	1022	17	20	R 2,000,000	General repairs and renovations - extent of work to be determined on site.
Obj131R&R	191586	MADWALENI S	OBONJENI	849	20	12	R 2,000,000	General repairs and renovations - extent of work to be determined on site.
Obj132R&R	194398	MAKHASA H	OBONJENI	484	17	16	R 2,000,000	General repairs and renovations - extent of work to be determined on site.
Obj133R&R	194916	MALABELA JS	OBONJENI	534	12	19	R 2,000,000	General repairs and renovations - extent of work to be determined on site.
Obj134R&R	309912	MALOBENI H	OBONJENI	282	6	8	R 2,000,000	General repairs and renovations - extent of work to be determined on site.
Obj135R&R	197025	MANGWAZANA S	OBONJENI	172	14	14	R 2,000,000	General repairs and renovations - extent of work to be determined on site.
Obj136R&R	309949	MANHLENGA JS	OBONJENI	195	7	8	R 2,000,000	General repairs and renovations - extent of work to be determined on site.
Obj137R&R	325304	MANTINTI H	OBONJENI	199	6	6	R 2,000,000	General repairs and renovations - extent of work to be determined on site.
Obj138R&R	200170	MASHALAZA H	OBONJENI	946	16	10	R 2,000,000	General repairs and renovations - extent of work to be determined on site.
Obj139R&R	200799	MASIBONISANE S	OBONJENI	1696	30	20	R 2,000,000	General repairs and renovations - extent of work to be determined on site.
Obj140R&R	202464	MAVELA H	OBONJENI	981	16	22	R 2,000,000	General repairs and renovations - extent of work to be determined on site.
Obj141R&R	202649	MAVUSO H	OBONJENI	522	17	20	R 2,000,000	General repairs and renovations - extent of work to be determined on site.
Obj142R&R	202908	MAWOMBE S	OBONJENI	644	18	16	R 2,000,000	General repairs and renovations - extent of work to be determined on site.
Obj143R&R	204721	MBONGENI H	OBONJENI	318	15	16	R 2,000,000	General repairs and renovations - extent of work to be determined on site.
Obj144R&R	204869	MBOPHA H	OBONJENI	964	18	20	R 2,000,000	General repairs and renovations - extent of work to be determined on site.
Obj145R&R	206127	MDLADLA H	OBONJENI	620	11	6	R 2,000,000	General repairs and renovations - extent of work to be determined on site.
Obj146R&R	206497	MDUKU H	OBONJENI	1158	23	28	R 2,000,000	General repairs and renovations - extent of work to be determined on site.
Obj147R&R	209864	MGWAZENI S	OBONJENI	1040	21	10	R 2,000,000	General repairs and renovations - extent of work to be determined on site.
Obj148R&R	210641	MHLUPHEKI JS	OBONJENI	446	7	4	R 2,000,000	General repairs and renovations - extent of work to be determined on site.
Obj149R&R	211455	MJINDI S	OBONJENI	574	10	18	R 2,000,000	General repairs and renovations - extent of work to be determined on site.

Programmed Repairs Renovations

Priority	EMIS No.	Name of School	Education District	Enrolment	Total Learning Spaces	Total Toilets	Estimated Cost	Nature of Service
Obj150R&R	211640	MKHALIPHI H	OBJONJENI	785	22	24	R 2,000,000	General repairs and renovations - extent of work to be determined on site.
Obj151R&R	314426	MLINGO H	OBJONJENI	221	7	16	R 2,000,000	General repairs and renovations - extent of work to be determined on site.
Obj152R&R	213083	MMEMEZI S	OBJONJENI	389	14	23	R 2,000,000	General repairs and renovations - extent of work to be determined on site.
Obj153R&R	213120	MMISO HS	OBJONJENI	416	11	10	R 2,000,000	General repairs and renovations - extent of work to be determined on site.
Obj154R&R	215229	MOSES ZIKHALI S	OBJONJENI	681	13	20	R 2,000,000	General repairs and renovations - extent of work to be determined on site.
Obj155R&R	216857	MPIYAKHE H	OBJONJENI	856	14	22	R 2,000,000	General repairs and renovations - extent of work to be determined on site.
Obj156R&R	218374	MSHANGUZANA H	OBJONJENI	309	9	5	R 2,000,000	General repairs and renovations - extent of work to be determined on site.
Obj157R&R	309875	MSHUDU JS	OBJONJENI	648	11	14	R 2,000,000	General repairs and renovations - extent of work to be determined on site.
Obj158R&R	213675	MNTANENKOSI H	OBJONJENI	510	12	20	R 2,000,000	General repairs and renovations - extent of work to be determined on site.
Obj159R&R	218744	MSIYANE H	OBJONJENI	530	14	8	R 2,000,000	General repairs and renovations - extent of work to be determined on site.
Obj160R&R	219854	MTSHAKELA H	OBJONJENI	455	14	16	R 2,000,000	General repairs and renovations - extent of work to be determined on site.
Obj161R&R	222999	NAMANENI H	OBJONJENI	1061	17	10	R 2,000,000	General repairs and renovations - extent of work to be determined on site.
Obj162R&R	224331	NDABEZIPEZULU S	OBJONJENI	295	9	6	R 2,000,000	General repairs and renovations - extent of work to be determined on site.
Obj163R&R	224590	NDAMKANE H	OBJONJENI	337	7	6	R 2,000,000	General repairs and renovations - extent of work to be determined on site.
Obj164R&R	225034	NDIMANDE H	OBJONJENI	513	18	23	R 2,000,000	General repairs and renovations - extent of work to be determined on site.
Obj165R&R	225959	NDUMO S	OBJONJENI	916	15	12	R 2,000,000	General repairs and renovations - extent of work to be determined on site.
Obj166R&R	227476	NGAZINI JS	OBJONJENI	148	4	6	R 2,000,000	General repairs and renovations - extent of work to be determined on site.
Obj167R&R	229807	NHLAMBANYATHI JS	OBJONJENI	244	5	19	R 2,000,000	General repairs and renovations - extent of work to be determined on site.
Obj168R&R	310393	NHLANHLIVELE JS	OBJONJENI	142	6	9	R 2,000,000	General repairs and renovations - extent of work to be determined on site.
Obj169R&R	230214	NHLIZIYO S	OBJONJENI	454	14	18	R 2,000,000	General repairs and renovations - extent of work to be determined on site.
Obj170R&R	232064	NKODIBE S	OBJONJENI	1175	24	14	R 2,000,000	General repairs and renovations - extent of work to be determined on site.
Obj171R&R	307396	NKOSIKAYINGANGATHI S	OBJONJENI	477	13	4	R 2,000,000	General repairs and renovations - extent of work to be determined on site.
Obj172R&R	233544	NOBIYA H	OBJONJENI	183	7	4	R 2,000,000	General repairs and renovations - extent of work to be determined on site.
Obj173R&R	233692	NODINEKA JS	OBJONJENI	897	13	6	R 2,000,000	General repairs and renovations - extent of work to be determined on site.
Obj174R&R	234617	NOTATHIYA S	OBJONJENI	1063	25	16	R 2,000,000	General repairs and renovations - extent of work to be determined on site.
Obj175R&R	236689	NOTHANDO H	OBJONJENI	509	11	10	R 2,000,000	General repairs and renovations - extent of work to be determined on site.
Obj176R&R	326044	NQOBIZAZI JS	OBJONJENI	422	8	10	R 2,000,000	General repairs and renovations - extent of work to be determined on site.
Obj177R&R	237836	NSALAMANGA H	OBJONJENI	648	15	16	R 2,000,000	General repairs and renovations - extent of work to be determined on site.
Obj178R&R	239205	NTAMINEMIDWA H	OBJONJENI	385	13	22	R 2,000,000	General repairs and renovations - extent of work to be determined on site.
Obj179R&R	309986	NYAMANE S	OBJONJENI	477	10	18	R 2,000,000	General repairs and renovations - extent of work to be determined on site.
Obj180R&R	248973	PHIWAMANDLA S	OBJONJENI	617	15	8	R 2,000,000	General repairs and renovations - extent of work to be determined on site.
Obj181R&R	250083	PHUNGAZA H	OBJONJENI	675	15	6	R 2,000,000	General repairs and renovations - extent of work to be determined on site.
Obj182R&R	310430	QOSHAMA SS	OBJONJENI	393	13	24	R 2,000,000	General repairs and renovations - extent of work to be determined on site.
Obj183R&R	325045	SANLASENKOSI S	OBJONJENI	193	5	6	R 2,000,000	General repairs and renovations - extent of work to be determined on site.
Obj184R&R	261553	SHAYINA H	OBJONJENI	788	19	30	R 2,000,000	General repairs and renovations - extent of work to be determined on site.
Obj185R&R	261849	SHENGEZA H	OBJONJENI	456	13	4	R 2,000,000	General repairs and renovations - extent of work to be determined on site.
Obj186R&R	307433	SHIYINKOSI S	OBJONJENI	517	9	18	R 2,000,000	General repairs and renovations - extent of work to be determined on site.
Obj187R&R	262848	SIBHAMU H	OBJONJENI	565	10	10	R 2,000,000	General repairs and renovations - extent of work to be determined on site.
Obj188R&R	324675	SILETHUKUKHANYA H	OBJONJENI	1025	18	16	R 2,000,000	General repairs and renovations - extent of work to be determined on site.
Obj189R&R	267695	SIPHOSABADLETSHE H	OBJONJENI	995	13	16	R 2,000,000	General repairs and renovations - extent of work to be determined on site.
Obj190R&R	273060	SOMFULA S	OBJONJENI	1057	27	20	R 2,000,000	General repairs and renovations - extent of work to be determined on site.
Obj191R&R	313945	SUKASAMBE JS	OBJONJENI	175	4	6	R 2,000,000	General repairs and renovations - extent of work to be determined on site.
Obj192R&R	281163	THEKELISULWAZI S	OBJONJENI	336	15	17	R 2,000,000	General repairs and renovations - extent of work to be determined on site.
Obj193R&R	283050	THONGWANA JS	OBJONJENI	620	8	8	R 2,000,000	General repairs and renovations - extent of work to be determined on site.
Obj194R&R	283457	THULASIBONE H	OBJONJENI	569	10	8	R 2,000,000	General repairs and renovations - extent of work to be determined on site.
Obj195R&R	287305	UMFOLOZI H	OBJONJENI	1369	39	44	R 2,000,000	General repairs and renovations - extent of work to be determined on site.
Obj196R&R	307655	VEZOBALA JS	OBJONJENI	503	5	2	R 2,000,000	General repairs and renovations - extent of work to be determined on site.
Obj197R&R	293003	VUKANI-BANTWANA H	OBJONJENI	772	19	29	R 2,000,000	General repairs and renovations - extent of work to be determined on site.
Obj198R&R	310800	VULAKWENILE JS	OBJONJENI	670	11	11	R 2,000,000	General repairs and renovations - extent of work to be determined on site.

Programmed Repairs Renovations

Priority	EMIS No.	Name of School	Education District	Enrolment	Total Learning Spaces	Total Toilets	Estimated Cost	Nature of Service
Obj199R&R	299256	ZANDLAZETHU H	OBONJENI	782	10	7	R 2,000,000	General repairs and renovations - extent of work to be determined on site.
Obj200R&R	299515	ZENZELENI S	OBONJENI	830	22	15	R 2,000,000	General repairs and renovations - extent of work to be determined on site.
Obj201R&R	301143	ZOMBIZWE H	OBONJENI	360	11	9	R 2,000,000	General repairs and renovations - extent of work to be determined on site.
Obj202R&R	310837	ZUZANAWE JS	OBONJENI	61	5	8	R 2,000,000	General repairs and renovations - extent of work to be determined on site.
Obj203R&R	325267	ZWILENKOSI JS	OBONJENI	226	3	0	R 2,000,000	General repairs and renovations - extent of work to be determined on site.
Obj204R&R	445998	SIYAPHAMBILI S	OBONJENI	203	10	10	R 2,000,000	General repairs and renovations - extent of work to be determined on site.
Oth001R&R	166389	INTUMBANE P	OTHUKELA	808	15	16	R 2,000,000	General repairs and renovations - extent of work to be determined on site.
Oth002R&R	158841	HOYE SS	OTHUKELA	189	15	0	R 2,000,000	General repairs and renovations - extent of work to be determined on site.
Oth003R&R	162319	INDANYANA P	OTHUKELA	512	9	16	R 2,000,000	General repairs and renovations - extent of work to be determined on site.
Oth004R&R	301069	ZOLA P	OTHUKELA	706	21	20	R 2,000,000	General repairs and renovations - extent of work to be determined on site.
Oth005R&R	212010	MKHOLOMBE P	OTHUKELA	208	2	7	R 2,000,000	General repairs and renovations - extent of work to be determined on site.
Oth006R&R	117623	COLENSO P	OTHUKELA	214	8	23	R 2,000,000	General repairs and renovations - extent of work to be determined on site.
Oth007R&R	105228	BANGANI HS	OTHUKELA	833	26	29	R 2,000,000	General repairs and renovations - extent of work to be determined on site.
Oth008R&R	284345	TONYELANA P	OTHUKELA	469	12	0	R 2,000,000	General repairs and renovations - extent of work to be determined on site.
Oth009R&R	414770	MHLWAZINI S	OTHUKELA	274	8	0	R 2,000,000	General repairs and renovations - extent of work to be determined on site.
Oth010R&R	181189	KWAMIYA P	OTHUKELA	594	20	0	R 2,000,000	General repairs and renovations - extent of work to be determined on site.
Oth011R&R	414844	MZOCHITHWAYO P	OTHUKELA	247	4	10	R 2,000,000	General repairs and renovations - extent of work to be determined on site.
Oth012R&R	167573	ISIBUKO H	OTHUKELA	270	17	16	R 2,000,000	General repairs and renovations - extent of work to be determined on site.
Oth013R&R	257298	SAHLUMBE H	OTHUKELA	919	14	8	R 2,000,000	General repairs and renovations - extent of work to be determined on site.
Oth014R&R	202094	MATIWANESKOP P	OTHUKELA	519	19	16	R 2,000,000	General repairs and renovations - extent of work to be determined on site.
Oth015R&R	176231	KIRKINTULLOCH P	OTHUKELA	648	17	16	R 2,000,000	General repairs and renovations - extent of work to be determined on site.
Oth016R&R	224516	NDALELA H	OTHUKELA	629	17	13	R 2,000,000	General repairs and renovations - extent of work to be determined on site.
Oth017R&R	267214	SIPHENDUKILE P	OTHUKELA	345	10	14	R 2,000,000	General repairs and renovations - extent of work to be determined on site.
Oth018R&R	191179	MADLALA P	OTHUKELA	1067	27	12	R 2,000,000	General repairs and renovations - extent of work to be determined on site.
Oth019R&R	119140	CWEMBE P	OTHUKELA	348	0	0	R 2,000,000	General repairs and renovations - extent of work to be determined on site.
Oth020R&R	254819	RANTJIESVLAKTE P	OTHUKELA	308	9	20	R 2,000,000	General repairs and renovations - extent of work to be determined on site.
Oth021R&R	294927	WATERSMEET P	OTHUKELA	511	0	0	R 2,000,000	General repairs and renovations - extent of work to be determined on site.
Oth022R&R	213379	MNGAYI P	OTHUKELA	434	11	25	R 2,000,000	General repairs and renovations - extent of work to be determined on site.
Oth023R&R	295038	WEENEN P	OTHUKELA	318	7	26	R 2,000,000	General repairs and renovations - extent of work to be determined on site.
Oth024R&R	146409	GABANGEMFUNDO P	OTHUKELA	861	19	26	R 2,000,000	General repairs and renovations - extent of work to be determined on site.
Oth025R&R	227772	NGCONGCOSI H	OTHUKELA	277	13	8	R 2,000,000	General repairs and renovations - extent of work to be determined on site.
Oth026R&R	303548	TATANE S	OTHUKELA	141	8	13	R 2,000,000	General repairs and renovations - extent of work to be determined on site.
Oth027R&R	100973	ALOE PARK P	OTHUKELA	993	26	36	R 2,000,000	General repairs and renovations - extent of work to be determined on site.
Oth028R&R	163133	INGCEBOYESIZWE JP	OTHUKELA	534	24	72	R 2,000,000	General repairs and renovations - extent of work to be determined on site.
Oth029R&R	104858	BALDASKRAAL P	OTHUKELA	267	11	13	R 2,000,000	General repairs and renovations - extent of work to be determined on site.
Oth030R&R	228660	NGOZA S	OTHUKELA	400	27	44	R 2,000,000	General repairs and renovations - extent of work to be determined on site.
Oth031R&R	227994	NGIBONGELENI H	OTHUKELA	900	20	26	R 2,000,000	General repairs and renovations - extent of work to be determined on site.
Oth032R&R	214748	MONUMENT P	OTHUKELA	775	31	48	R 2,000,000	General repairs and renovations - extent of work to be determined on site.
Oth033R&R	277759	STEADVILLE S	OTHUKELA	711	27	62	R 2,000,000	General repairs and renovations - extent of work to be determined on site.
Oth034R&R	189514	M L SULTAN ESTCOURT P	OTHUKELA	643	19	24	R 2,000,000	General repairs and renovations - extent of work to be determined on site.
Oth035R&R	123469	DRAKENSBERG S	OTHUKELA	1113	51	76	R 2,000,000	General repairs and renovations - extent of work to be determined on site.
Oth036R&R	141784	ESTCOURT P	OTHUKELA	532	13	15	R 2,000,000	General repairs and renovations - extent of work to be determined on site.
Oth037R&R	244496	OQUNGWENI P	OTHUKELA	455	8	8	R 2,000,000	General repairs and renovations - extent of work to be determined on site.
Oth038R&R	334369	MASHOBANE S	OTHUKELA	165	7	3	R 2,000,000	General repairs and renovations - extent of work to be determined on site.
Oth039R&R	143708	EZINYONYANA P	OTHUKELA	747	16	24	R 2,000,000	General repairs and renovations - extent of work to be determined on site.
Oth040R&R	127280	EGERTON P	OTHUKELA	879	37	24	R 2,000,000	General repairs and renovations - extent of work to be determined on site.
Oth041R&R	343878	MYENDANE P	OTHUKELA	296	4	5	R 2,000,000	General repairs and renovations - extent of work to be determined on site.
Oth042R&R	267658	SIPHOKUHLE H	OTHUKELA	375	14	10	R 2,000,000	General repairs and renovations - extent of work to be determined on site.
Oth043R&R	196581	MANDULUZA P	OTHUKELA	624	13	10	R 2,000,000	General repairs and renovations - extent of work to be determined on site.

Programmed Repairs Renovations

Priority	EMIS No.	Name of School	Education District	Enrolment	Total Learning Spaces	Total Toilets	Estimated Cost	Nature of Service
Oth044R&R	237429	NQOBILE C	OTHUKELA	583	14	10	R 2,000,000	General repairs and renovations - extent of work to be determined on site.
Oth045R&R	130684	EMAHLEKWANE JP	OTHUKELA	553	21	11	R 2,000,000	General repairs and renovations - extent of work to be determined on site.
Oth046R&R	291856	VEYISI P	OTHUKELA	472	13	19	R 2,000,000	General repairs and renovations - extent of work to be determined on site.
Oth047R&R	282162	THOBISIZWE P	OTHUKELA	284	9	12	R 2,000,000	General repairs and renovations - extent of work to be determined on site.
Oth048R&R	145743	FUNDANI P (WEENEN)	OTHUKELA	375	9	24	R 2,000,000	General repairs and renovations - extent of work to be determined on site.
Oth049R&R	273504	SONDODA JP	OTHUKELA	703	20	36	R 2,000,000	General repairs and renovations - extent of work to be determined on site.
Oth050R&R	147704	GCIZELA P	OTHUKELA	520	16	18	R 2,000,000	General repairs and renovations - extent of work to be determined on site.
Oth051R&R	175639	KHUTHALANI P	OTHUKELA	382	14	16	R 2,000,000	General repairs and renovations - extent of work to be determined on site.
Oth052R&R	188996	LUSITANIA P	OTHUKELA	233	8	13	R 2,000,000	General repairs and renovations - extent of work to be determined on site.
Oth053R&R	212232	MKHULUNYELWA P	OTHUKELA	504	20	11	R 2,000,000	General repairs and renovations - extent of work to be determined on site.
Oth054R&R	298257	ZAAIFONTEIN P	OTHUKELA	77	3	5	R 2,000,000	General repairs and renovations - extent of work to be determined on site.
Oth055R&R	109298	BHEKUZULU P (LADYSMITH REGION)	OTHUKELA	591	17	30	R 2,000,000	General repairs and renovations - extent of work to be determined on site.
Oth056R&R	290376	USIZOLWETHU P	OTHUKELA	349	8	18	R 2,000,000	General repairs and renovations - extent of work to be determined on site.
Oth057R&R	126096	EBHETHANI P	OTHUKELA	647	19	16	R 2,000,000	General repairs and renovations - extent of work to be determined on site.
Oth058R&R	282754	THOLITHEMBA H	OTHUKELA	1060	25	22	R 2,000,000	General repairs and renovations - extent of work to be determined on site.
Oth059R&R	281496	THEMBALIHLE P (ESTCOURT)	OTHUKELA	683	14	47	R 2,000,000	General repairs and renovations - extent of work to be determined on site.
Oth060R&R	212676	MLIMELENI P	OTHUKELA	310	12	4	R 2,000,000	General repairs and renovations - extent of work to be determined on site.
Oth061R&R	282495	THOLENI P	OTHUKELA	468	16	20	R 2,000,000	General repairs and renovations - extent of work to be determined on site.
Oth062R&R	138528	ENTONJENI H	OTHUKELA	457	18	24	R 2,000,000	General repairs and renovations - extent of work to be determined on site.
Oth063R&R	233581	NOBOMI S	OTHUKELA	292	21	12	R 2,000,000	General repairs and renovations - extent of work to be determined on site.
Oth064R&R	300366	ZIMISELE P (LADYSMITH)	OTHUKELA	554	18	43	R 2,000,000	General repairs and renovations - extent of work to be determined on site.
Oth065R&R	260554	SESIKHONA SP	OTHUKELA	736	17	21	R 2,000,000	General repairs and renovations - extent of work to be determined on site.
Oth066R&R	284974	TSHANIBEZWE H	OTHUKELA	512	18	18	R 2,000,000	General repairs and renovations - extent of work to be determined on site.
Oth067R&R	163614	INGULA H	OTHUKELA	878	22	10	R 2,000,000	General repairs and renovations - extent of work to be determined on site.
Oth068R&R	172531	KEATE STREET P	OTHUKELA	753	15	0	R 2,000,000	General repairs and renovations - extent of work to be determined on site.
Oth069R&R	189699	M L SULTAN COLENZO P	OTHUKELA	373	12	21	R 2,000,000	General repairs and renovations - extent of work to be determined on site.
Oth070R&R	334591	TATAZELA S	OTHUKELA	601	16	32	R 2,000,000	General repairs and renovations - extent of work to be determined on site.
Oth071R&R	201539	MATHAMO P	OTHUKELA	573	19	10	R 2,000,000	General repairs and renovations - extent of work to be determined on site.
Oth072R&R	281903	THIBANI P	OTHUKELA	871	18	37	R 2,000,000	General repairs and renovations - extent of work to be determined on site.
Oth073R&R	107559	BERGVILLE P	OTHUKELA	346	24	66	R 2,000,000	General repairs and renovations - extent of work to be determined on site.
Oth074R&R	141858	ESTCOURT S (ALEXANDER ST)	OTHUKELA	718	23	36	R 2,000,000	General repairs and renovations - extent of work to be determined on site.
Oth075R&R	212972	MLONYENI P	OTHUKELA	238	5	8	R 2,000,000	General repairs and renovations - extent of work to be determined on site.
Oth076R&R	281348	THEMBA P	OTHUKELA	405	20	10	R 2,000,000	General repairs and renovations - extent of work to be determined on site.
Oth077R&R	340289	THEMBUMZAMO P	OTHUKELA	310	6	1	R 2,000,000	General repairs and renovations - extent of work to be determined on site.
Oth078R&R	200318	MASHESHISA P (LADYSMITH)	OTHUKELA	192	5	8	R 2,000,000	General repairs and renovations - extent of work to be determined on site.
Oth079R&R	264291	SIFISOKUHLE P	OTHUKELA	596	12	14	R 2,000,000	General repairs and renovations - extent of work to be determined on site.
Ptn001R&R	119214	DABEKA S	PINETOWN	803	18	30	R 2,000,000	General repairs and renovations - extent of work to be determined on site.
Ptn002R&R	161653	THEMBALETHU P	PINETOWN	650	14	11	R 2,000,000	General repairs and renovations - extent of work to be determined on site.
Ptn003R&R	284234	TONGAAT JP	PINETOWN	620	26	35	R 2,000,000	General repairs and renovations - extent of work to be determined on site.
Ptn004R&R	237947	NTSHONGWENI P	PINETOWN	940	18	15	R 2,000,000	General repairs and renovations - extent of work to be determined on site.
Ptn005R&R	213194	MNAMATHA P	PINETOWN	492	13	10	R 2,000,000	General repairs and renovations - extent of work to be determined on site.
Ptn006R&R	163392	INGOMEZULU P	PINETOWN	341	12	8	R 2,000,000	General repairs and renovations - extent of work to be determined on site.
Ptn007R&R	236023	NOQOMFELA P	PINETOWN	365	14	6	R 2,000,000	General repairs and renovations - extent of work to be determined on site.
Ptn008R&R	160432	IMBALIYEZWE LP	PINETOWN	767	14	10	R 2,000,000	General repairs and renovations - extent of work to be determined on site.
Ptn009R&R	212417	MKHWANTSHI P	PINETOWN	142	12	10	R 2,000,000	General repairs and renovations - extent of work to be determined on site.
Ptn010R&R	169719	ITHWELENYE P	PINETOWN	305	11	12	R 2,000,000	General repairs and renovations - extent of work to be determined on site.
Ptn011R&R	300662	ZIPHEMBELENI S	PINETOWN	730	24	22	R 2,000,000	General repairs and renovations - extent of work to be determined on site.
Ptn012R&R	249528	PHOSHANE JP	PINETOWN	136	6	17	R 2,000,000	General repairs and renovations - extent of work to be determined on site.
Ptn013R&R	277648	STANMORE S	PINETOWN	791	43	65	R 2,000,000	General repairs and renovations - extent of work to be determined on site.



Programmed Repairs Renovations

Priority	EMIS No.	Name of School	Education District	Enrolment	Total Learning Spaces	Total Toilets	Estimated Cost	Nature of Service
Ptn014R&R	199578	MARIANNRIDGE S	PINETOWN	1291	42	25	R 2,000,000	General repairs and renovations - extent of work to be determined on site.
Ptn015R&R	199541	MARIANNRIDGE P	PINETOWN	1451	35	25	R 2,000,000	General repairs and renovations - extent of work to be determined on site.
Ptn016R&R	297369	WOZAMOYA H	PINETOWN	789	23	19	R 2,000,000	General repairs and renovations - extent of work to be determined on site.
Ptn017R&R	250416	PINETOWN BOYS H	PINETOWN	820	0	0	R 2,000,000	General repairs and renovations - extent of work to be determined on site.
Ptn018R&R	107226	BEREA WEST PREPARATORY	PINETOWN	389	13	22	R 2,000,000	General repairs and renovations - extent of work to be determined on site.
Ptn019R&R	102749	AMATIKWE P	PINETOWN	531	15	14	R 2,000,000	General repairs and renovations - extent of work to be determined on site.
Ptn020R&R	234025	NOGUNJWA H	PINETOWN	860	20	5	R 2,000,000	General repairs and renovations - extent of work to be determined on site.
Ptn021R&R	145299	FOREST VIEW P	PINETOWN	372	26	44	R 2,000,000	General repairs and renovations - extent of work to be determined on site.
Ptn022R&R	284308	TONGAAT S	PINETOWN	1013	44	71	R 2,000,000	General repairs and renovations - extent of work to be determined on site.
Ptn023R&R	243497	OKHOZINI P	PINETOWN	327	16	16	R 2,000,000	General repairs and renovations - extent of work to be determined on site.
Ptn024R&R	297554	WYEBANK S	PINETOWN	1173	43	62	R 2,000,000	General repairs and renovations - extent of work to be determined on site.
Ptn025R&R	166241	INTONGELA P	PINETOWN	456	10	12	R 2,000,000	General repairs and renovations - extent of work to be determined on site.
Ptn026R&R	224849	NDENGETHO H	PINETOWN	1122	31	20	R 2,000,000	General repairs and renovations - extent of work to be determined on site.
Ptn027R&R	148037	GELOFTE	PINETOWN	707	55	78	R 2,000,000	General repairs and renovations - extent of work to be determined on site.
Ptn028R&R	136530	ENGONWENI P	PINETOWN	144	10	26	R 2,000,000	General repairs and renovations - extent of work to be determined on site.
Ptn029R&R	162023	INCHANGA P	PINETOWN	877	20	17	R 2,000,000	General repairs and renovations - extent of work to be determined on site.
Ptn030R&R	250527	PINETOWN JP	PINETOWN	471	16	40	R 2,000,000	General repairs and renovations - extent of work to be determined on site.
Ptn031R&R	189107	LUTHAYI H	PINETOWN	1208	22	18	R 2,000,000	General repairs and renovations - extent of work to be determined on site.
Ptn032R&R	102490	AMAQADI P	PINETOWN	180	11	8	R 2,000,000	General repairs and renovations - extent of work to be determined on site.
Ptn033R&R	184001	KWAVUTHA S	PINETOWN	268	7	16	R 2,000,000	General repairs and renovations - extent of work to be determined on site.
Ptn034R&R	299478	ZENZELENI P (VERULAM)	PINETOWN	295	9	12	R 2,000,000	General repairs and renovations - extent of work to be determined on site.
Ptn035R&R	215007	MOPHELA P	PINETOWN	982	16	18	R 2,000,000	General repairs and renovations - extent of work to be determined on site.
Ptn036R&R	190032	MABHILA P	PINETOWN	483	10	6	R 2,000,000	General repairs and renovations - extent of work to be determined on site.
Ptn037R&R	401931	SIPHUMELELE C	PINETOWN	1226	18	44	R 2,000,000	General repairs and renovations - extent of work to be determined on site.
Ptn038R&R	117105	CLAYHAVEN P	PINETOWN	583	31	45	R 2,000,000	General repairs and renovations - extent of work to be determined on site.
Ptn039R&R	300625	ZIPHATHELE S	PINETOWN	912	26	68	R 2,000,000	General repairs and renovations - extent of work to be determined on site.
Ptn040R&R	164798	INKAZIMULO P	PINETOWN	629	17	17	R 2,000,000	General repairs and renovations - extent of work to be determined on site.
Ptn041R&R	226736	NEW RIVER P	PINETOWN	491	12	6	R 2,000,000	General repairs and renovations - extent of work to be determined on site.
Ptn042R&R	116365	CHIEF DLIVANE P	PINETOWN	329	14	10	R 2,000,000	General repairs and renovations - extent of work to be determined on site.
Ptn043R&R	292078	VICTORIA C	PINETOWN	716	23	52	R 2,000,000	General repairs and renovations - extent of work to be determined on site.
Ptn044R&R	185111	LAMULA P	PINETOWN	320	9	16	R 2,000,000	General repairs and renovations - extent of work to be determined on site.
Ptn045R&R	225996	NDUNAKAZI P	PINETOWN	241	15	12	R 2,000,000	General repairs and renovations - extent of work to be determined on site.
Ptn046R&R	185370	LANGALIBALELE SP	PINETOWN	785	18	36	R 2,000,000	General repairs and renovations - extent of work to be determined on site.
Ptn047R&R	138417	ENTENDELENI P	PINETOWN	272	10	16	R 2,000,000	General repairs and renovations - extent of work to be determined on site.
Ptn048R&R	284752	TRUBEL P	PINETOWN	395	26	55	R 2,000,000	General repairs and renovations - extent of work to be determined on site.
Ptn049R&R	250806	NILGIRI S	PINETOWN	1403	44	60	R 2,000,000	General repairs and renovations - extent of work to be determined on site.
Ptn050R&R	131683	EMAXULWINI P	PINETOWN	1150	24	34	R 2,000,000	General repairs and renovations - extent of work to be determined on site.
Ptn051R&R	340992	UXOLOPHAMBILI S	PINETOWN	599	11	0	R 2,000,000	General repairs and renovations - extent of work to be determined on site.
Ptn052R&R	145521	FREDVILLE SP	PINETOWN	668	13	14	R 2,000,000	General repairs and renovations - extent of work to be determined on site.
Ptn053R&R	258408	SANKONTSHE P	PINETOWN	1118	17	13	R 2,000,000	General repairs and renovations - extent of work to be determined on site.
Ptn054R&R	178821	KWABAZOTHINI H	PINETOWN	536	16	26	R 2,000,000	General repairs and renovations - extent of work to be determined on site.
Ptn055R&R	182484	KWANONGQANGA P	PINETOWN	98	6	5	R 2,000,000	General repairs and renovations - extent of work to be determined on site.
Ptn056R&R	289229	UMTHUNZI P	PINETOWN	176	10	12	R 2,000,000	General repairs and renovations - extent of work to be determined on site.
Ptn057R&R	111444	BONGUMUSA P	PINETOWN	321	7	6	R 2,000,000	General repairs and renovations - extent of work to be determined on site.
Ptn058R&R	235838	NONQANDA P	PINETOWN	270	6	10	R 2,000,000	General repairs and renovations - extent of work to be determined on site.
Ptn059R&R	267732	SIPHOSETHU P	PINETOWN	382	11	36	R 2,000,000	General repairs and renovations - extent of work to be determined on site.
Ptn060R&R	278462	SULEMAN PATEL S	PINETOWN	266	4	19	R 2,000,000	General repairs and renovations - extent of work to be determined on site.
Ptn061R&R	188848	LUPHAPHE H	PINETOWN	408	16	10	R 2,000,000	General repairs and renovations - extent of work to be determined on site.
Ptn062R&R	153328	HAMBANATHI SP	PINETOWN	364	9	21	R 2,000,000	General repairs and renovations - extent of work to be determined on site.

Programmed Repairs Renovations

Priority	EMIS No.	Name of School	Education District	Enrolment	Total Learning Spaces	Total Toilets	Estimated Cost	Nature of Service
Ptn063R&R	125800	EARLINGTON S	PINETOWN	715	46	69	R 2,000,000	General repairs and renovations - extent of work to be determined on site.
Ptn064R&R	113220	BUHLEBETHU P	PINETOWN	1055	32	28	R 2,000,000	General repairs and renovations - extent of work to be determined on site.
Ptn065R&R	224257	NDABENHLE P (INANDA)	PINETOWN	224	10	8	R 2,000,000	General repairs and renovations - extent of work to be determined on site.
Ptn066R&R	258926	SASTRI PARK S	PINETOWN	166	49	47	R 2,000,000	General repairs and renovations - extent of work to be determined on site.
Ptn067R&R	120250	DAWNCREST P	PINETOWN	429	27	24	R 2,000,000	General repairs and renovations - extent of work to be determined on site.
Ptn068R&R	232656	NKOSENYE SP	PINETOWN	573	18	25	R 2,000,000	General repairs and renovations - extent of work to be determined on site.
Ptn069R&R	201613	MATHEBETHU P	PINETOWN	195	9	14	R 2,000,000	General repairs and renovations - extent of work to be determined on site.
Ptn070R&R	248159	PHEMBISIZWE H	PINETOWN	479	18	6	R 2,000,000	General repairs and renovations - extent of work to be determined on site.
Ptn071R&R	211566	IGUGULABASHA H	PINETOWN	800	26	10	R 2,000,000	General repairs and renovations - extent of work to be determined on site.
Ptn072R&R	174122	KHETHAMAHLE SP	PINETOWN	604	14	24	R 2,000,000	General repairs and renovations - extent of work to be determined on site.
Ptn073R&R	211492	MJOJI P	PINETOWN	363	9	8	R 2,000,000	General repairs and renovations - extent of work to be determined on site.
Ptn074R&R	220483	MUKELANI SP	PINETOWN	413	7	8	R 2,000,000	General repairs and renovations - extent of work to be determined on site.
Ptn075R&R	111814	BOTATE P	PINETOWN	1320	21	20	R 2,000,000	General repairs and renovations - extent of work to be determined on site.
Ptn076R&R	102342	AMAOTI P	PINETOWN	1347	19	25	R 2,000,000	General repairs and renovations - extent of work to be determined on site.
Ptn077R&R	187738	LOTUSVILLE P	PINETOWN	919	26	57	R 2,000,000	General repairs and renovations - extent of work to be determined on site.
Ptn078R&R	107078	BELVERTON S	PINETOWN	814	46	71	R 2,000,000	General repairs and renovations - extent of work to be determined on site.
Ptn079R&R	106967	BELFROST P	PINETOWN	260	26	58	R 2,000,000	General repairs and renovations - extent of work to be determined on site.
Ptn080R&R	215673	MOUNTVIEW S	PINETOWN	1204	45	74	R 2,000,000	General repairs and renovations - extent of work to be determined on site.
Ptn081R&R	142672	EVEREST HEIGHTS P	PINETOWN	770	28	56	R 2,000,000	General repairs and renovations - extent of work to be determined on site.
Ptn082R&R	145336	FORESTHAVEN S	PINETOWN	230	47	47	R 2,000,000	General repairs and renovations - extent of work to be determined on site.
Ptn083R&R	265808	SILVERTON P	PINETOWN	329	11	8	R 2,000,000	General repairs and renovations - extent of work to be determined on site.
Ptn084R&R	265734	SILVERDALE P	PINETOWN	277	23	33	R 2,000,000	General repairs and renovations - extent of work to be determined on site.
Ptn085R&R	284271	TONGAAT P	PINETOWN	577	26	58	R 2,000,000	General repairs and renovations - extent of work to be determined on site.
Ptn086R&R	189477	M L SULTAN BLACKBURN P	PINETOWN	206	5	9	R 2,000,000	General repairs and renovations - extent of work to be determined on site.
Ptn087R&R	258075	SANDFIELDS P	PINETOWN	355	8	12	R 2,000,000	General repairs and renovations - extent of work to be determined on site.
Ptn088R&R	236504	NORTHMEAD S	PINETOWN	959	45	70	R 2,000,000	General repairs and renovations - extent of work to be determined on site.
Ptn089R&R	284456	TRENANCE PARK P	PINETOWN	432	27	34	R 2,000,000	General repairs and renovations - extent of work to be determined on site.
Ptn090R&R	141673	ESSELEN HEIGHTS P	PINETOWN	653	24	37	R 2,000,000	General repairs and renovations - extent of work to be determined on site.
Ptn091R&R	258704	SARASVATI P	PINETOWN	266	5	15	R 2,000,000	General repairs and renovations - extent of work to be determined on site.
Ptn092R&R	246235	PARKGATE P	PINETOWN	702	25	31	R 2,000,000	General repairs and renovations - extent of work to be determined on site.
Ptn093R&R	297295	WOODVIEW S	PINETOWN	515	38	51	R 2,000,000	General repairs and renovations - extent of work to be determined on site.
Ptn094R&R	297258	WOODVIEW P	PINETOWN	664	41	46	R 2,000,000	General repairs and renovations - extent of work to be determined on site.
Ptn095R&R	117142	CLAYHEIGHTS P	PINETOWN	583	26	46	R 2,000,000	General repairs and renovations - extent of work to be determined on site.
Ptn096R&R	277611	STANMORE P	PINETOWN	372	24	61	R 2,000,000	General repairs and renovations - extent of work to be determined on site.
Ptn097R&R	184630	LA MERCY P	PINETOWN	128	27	41	R 2,000,000	General repairs and renovations - extent of work to be determined on site.
Ptn098R&R	120953	DIANTHUS P	PINETOWN	663	24	46	R 2,000,000	General repairs and renovations - extent of work to be determined on site.
Ptn099R&R	211122	MILLVIEW P	PINETOWN	321	25	43	R 2,000,000	General repairs and renovations - extent of work to be determined on site.
Ptn100R&R	272875	SOLVISTA S	PINETOWN	854	73	56	R 2,000,000	General repairs and renovations - extent of work to be determined on site.
Ptn101R&R	151515	GRANDMORE P	PINETOWN	460	26	38	R 2,000,000	General repairs and renovations - extent of work to be determined on site.
Ptn102R&R	246013	PALMVIEW S	PINETOWN	926	47	48	R 2,000,000	General repairs and renovations - extent of work to be determined on site.
Ptn103R&R	259814	SEATIDES CS	PINETOWN	602	46	26	R 2,000,000	General repairs and renovations - extent of work to be determined on site.
Ptn104R&R	125874	EASTBURY S	PINETOWN	462	46	58	R 2,000,000	General repairs and renovations - extent of work to be determined on site.
Ptn105R&R	112554	BROOKDALE P	PINETOWN	1586	32	44	R 2,000,000	General repairs and renovations - extent of work to be determined on site.
Ptn106R&R	249047	BROOKDALE S	PINETOWN	652	43	18	R 2,000,000	General repairs and renovations - extent of work to be determined on site.
Ptn107R&R	284530	TRENANCE PARK S	PINETOWN	855	69	54	R 2,000,000	General repairs and renovations - extent of work to be determined on site.
Ptn108R&R	192992	MAHATHMA P	PINETOWN	383	25	42	R 2,000,000	General repairs and renovations - extent of work to be determined on site.
Ptn109R&R	283642	THUMBELA P	PINETOWN	121	4	3	R 2,000,000	General repairs and renovations - extent of work to be determined on site.
Ptn110R&R	249010	PHOENIX HEIGHTS P	PINETOWN	750	24	44	R 2,000,000	General repairs and renovations - extent of work to be determined on site.
Ptn111R&R	187516	LONGCROFT P	PINETOWN	493	22	43	R 2,000,000	General repairs and renovations - extent of work to be determined on site.

Programmed Repairs Renovations

Priority	EMIS No.	Name of School	Education District	Enrolment	Total Learning Spaces	Total Toilets	Estimated Cost	Nature of Service
Ptn112R&R	104451	AVOCA S	PINETOWN	1037	26	26	R 2,000,000	General repairs and renovations - extent of work to be determined on site.
Ptn113R&R	129611	ELANGABINI JP	PINETOWN	429	10	16	R 2,000,000	General repairs and renovations - extent of work to be determined on site.
Ptn114R&R	258038	SANDASONKE P	PINETOWN	1048	25	15	R 2,000,000	General repairs and renovations - extent of work to be determined on site.
Ptn115R&R	241869	NYONI P	PINETOWN	172	9	4	R 2,000,000	General repairs and renovations - extent of work to be determined on site.
Ptn116R&R	206053	MDEPHA H	PINETOWN	851	17	20	R 2,000,000	General repairs and renovations - extent of work to be determined on site.
Ptn117R&R	112073	BRAILSFORD P	PINETOWN	320	24	40	R 2,000,000	General repairs and renovations - extent of work to be determined on site.
Ptn118R&R	199504	MARIANNPARK P	PINETOWN	1200	28	42	R 2,000,000	General repairs and renovations - extent of work to be determined on site.
Ptn119R&R	255818	RIETVALLEI C	PINETOWN	1063	28	39	R 2,000,000	General repairs and renovations - extent of work to be determined on site.
Ptn120R&R	153180	HALALA SP	PINETOWN	308	12	24	R 2,000,000	General repairs and renovations - extent of work to be determined on site.
Ptn121R&R	288711	UMQEKU SP	PINETOWN	56	4	5	R 2,000,000	General repairs and renovations - extent of work to be determined on site.
Ptn122R&R	165982	INTAKEMAZOLO C	PINETOWN	1177	23	36	R 2,000,000	General repairs and renovations - extent of work to be determined on site.
Ptn123R&R	182003	KWAMYEZA P	PINETOWN	2032	27	52	R 2,000,000	General repairs and renovations - extent of work to be determined on site.
Ptn124R&R	225330	NDLOKOLO P	PINETOWN	700	18	9	R 2,000,000	General repairs and renovations - extent of work to be determined on site.
Ptn125R&R	257187	SACRED HEART S	PINETOWN	581	18	24	R 2,000,000	General repairs and renovations - extent of work to be determined on site.
Ptn126R&R	257224	OAKFORD P	PINETOWN	1338	26	33	R 2,000,000	General repairs and renovations - extent of work to be determined on site.
Sis001R&R	109076	BHEKUKUPHIWA P	SISONKE	254	4	10	R 2,000,000	General repairs and renovations - extent of work to be determined on site.
Sis002R&R	428830	UMZIMKULU JS	SISONKE	1021	15	20	R 2,000,000	General repairs and renovations - extent of work to be determined on site.
Sis003R&R	164465	SENZAKAHLE P (IXOPO)	SISONKE	366	10	11	R 2,000,000	General repairs and renovations - extent of work to be determined on site.
Sis004R&R	109409	BHENSELA P	SISONKE	453	14	28	R 2,000,000	General repairs and renovations - extent of work to be determined on site.
Sis005R&R	281237	THELAMUVA H	SISONKE	322	8	13	R 2,000,000	General repairs and renovations - extent of work to be determined on site.
Sis006R&R	425870	JIRAH SP	SISONKE	249	4	0	R 2,000,000	General repairs and renovations - extent of work to be determined on site.
Sis007R&R	264254	SIFISO	SISONKE	157	6	12	R 2,000,000	General repairs and renovations - extent of work to be determined on site.
Sis008R&R	273800	SONQOBASIMUNYE JS	SISONKE	95	4	10	R 2,000,000	General repairs and renovations - extent of work to be determined on site.
Sis009R&R	280645	THANDUXOLO P	SISONKE	322	10	10	R 2,000,000	General repairs and renovations - extent of work to be determined on site.
Sis010R&R	428201	ST FAITH S JS	SISONKE	473	15	8	R 2,000,000	General repairs and renovations - extent of work to be determined on site.
Sis011R&R	287601	UMHLABASHANA SP	SISONKE	204	8	16	R 2,000,000	General repairs and renovations - extent of work to be determined on site.
Sis012R&R	257335	SAILORS GIFT JP	SISONKE	54	1	3	R 2,000,000	General repairs and renovations - extent of work to be determined on site.
Sis013R&R	275576	ST ELIZABETH JP	SISONKE	21	2	3	R 2,000,000	General repairs and renovations - extent of work to be determined on site.
Sis014R&R	288674	UMQATSHENI P	SISONKE	260	7	8	R 2,000,000	General repairs and renovations - extent of work to be determined on site.
Sis015R&R	428534	TEX NYBERT JS	SISONKE	463	11	22	R 2,000,000	General repairs and renovations - extent of work to be determined on site.
Sis016R&R	298479	ZAKHEZULU H	SISONKE	151	7	4	R 2,000,000	General repairs and renovations - extent of work to be determined on site.
Sis017R&R	157250	HLOKOZI H	SISONKE	770	18	12	R 2,000,000	General repairs and renovations - extent of work to be determined on site.
Sis018R&R	223369	NCAKUBANA P	SISONKE	372	8	10	R 2,000,000	General repairs and renovations - extent of work to be determined on site.
Sis019R&R	425426	GLENGARRY JS	SISONKE	935	15	14	R 2,000,000	General repairs and renovations - extent of work to be determined on site.
Sis020R&R	287342	UMFULUMENE P	SISONKE	379	10	4	R 2,000,000	General repairs and renovations - extent of work to be determined on site.
Sis021R&R	174936	KHUKHULELA P	SISONKE	726	10	7	R 2,000,000	General repairs and renovations - extent of work to be determined on site.
Sis022R&R	188293	LUFAPA P	SISONKE	328	11	32	R 2,000,000	General repairs and renovations - extent of work to be determined on site.
Sis023R&R	115218	CEKAZI P	SISONKE	347	12	23	R 2,000,000	General repairs and renovations - extent of work to be determined on site.
Sis024R&R	427831	RIETVLEI JS	SISONKE	532	9	8	R 2,000,000	General repairs and renovations - extent of work to be determined on site.
Sis025R&R	279535	TARR S VALLEY	SISONKE	245	14	7	R 2,000,000	General repairs and renovations - extent of work to be determined on site.
Sis026R&R	248418	PHESHE P	SISONKE	162	5	22	R 2,000,000	General repairs and renovations - extent of work to be determined on site.
Sis027R&R	210789	MICHAEL M SHELMBE P	SISONKE	169	6	4	R 2,000,000	General repairs and renovations - extent of work to be determined on site.
Sis028R&R	130055	EMACABAZINI P	SISONKE	133	7	8	R 2,000,000	General repairs and renovations - extent of work to be determined on site.
Sis029R&R	235024	NOMGIDI P	SISONKE	348	10	8	R 2,000,000	General repairs and renovations - extent of work to be determined on site.
Sis030R&R	130906	EMAKHUZENI P	SISONKE	191	4	6	R 2,000,000	General repairs and renovations - extent of work to be determined on site.
Sis031R&R	137566	ENKELABANTWANA P	SISONKE	488	10	4	R 2,000,000	General repairs and renovations - extent of work to be determined on site.
Sis032R&R	199097	MARAIKOP P	SISONKE	88	1	3	R 2,000,000	General repairs and renovations - extent of work to be determined on site.
Sis033R&R	224738	NDELA S	SISONKE	334	12	18	R 2,000,000	General repairs and renovations - extent of work to be determined on site.
Sis034R&R	137048	ENHLANHLANI C	SISONKE	460	22	8	R 2,000,000	General repairs and renovations - extent of work to be determined on site.

Programmed Repairs Renovations

Priority	EMIS No.	Name of School	Education District	Enrolment	Total Learning Spaces	Total Toilets	Estimated Cost	Nature of Service
Ugu001R&R	128242	EKUBUSISWENI P	UGU	461	13	16	R 2,000,000	General repairs and renovations - extent of work to be determined on site.
Ugu002R&R	212713	MLINGANISWA P	UGU	530	12	10	R 2,000,000	General repairs and renovations - extent of work to be determined on site.
Ugu003R&R	127317	EGOLI P	UGU	177	3	7	R 2,000,000	General repairs and renovations - extent of work to be determined on site.
Ugu004R&R	205128	MBUSI H	UGU	918	20	6	R 2,000,000	General repairs and renovations - extent of work to be determined on site.
Ugu005R&R	322122	MHLABUHLANGENE JS	UGU	246	7	5	R 2,000,000	General repairs and renovations - extent of work to be determined on site.
Ugu006R&R	150183	GOBELA P	UGU	1191	28	23	R 2,000,000	General repairs and renovations - extent of work to be determined on site.
Ugu007R&R	124209	DUMAYO LP	UGU	196	5	8	R 2,000,000	General repairs and renovations - extent of work to be determined on site.
Ugu008R&R	108373	BHEKAMEVA H	UGU	381	18	12	R 2,000,000	General repairs and renovations - extent of work to be determined on site.
Ugu009R&R	271580	SIZOMUNYE P	UGU	53	3	8	R 2,000,000	General repairs and renovations - extent of work to be determined on site.
Ugu010R&R	206608	MDUMEZULU P	UGU	552	14	8	R 2,000,000	General repairs and renovations - extent of work to be determined on site.
Ugu011R&R	190328	MABUTHELA H	UGU	432	21	21	R 2,000,000	General repairs and renovations - extent of work to be determined on site.
Ugu012R&R	299404	ZEMBENI SP	UGU	554	13	11	R 2,000,000	General repairs and renovations - extent of work to be determined on site.
Ugu013R&R	142524	ETSHENI P	UGU	269	9	15	R 2,000,000	General repairs and renovations - extent of work to be determined on site.
Ugu014R&R	152514	GUGULESIZWE S	UGU	1151	23	38	R 2,000,000	General repairs and renovations - extent of work to be determined on site.
Ugu015R&R	266622	SINGELE H	UGU	374	9	14	R 2,000,000	General repairs and renovations - extent of work to be determined on site.
Ugu016R&R	191549	MADUNDUBALA P	UGU	382	10	6	R 2,000,000	General repairs and renovations - extent of work to be determined on site.
Ugu017R&R	143893	EZWELIHLE P	UGU	409	13	18	R 2,000,000	General repairs and renovations - extent of work to be determined on site.
Ugu018R&R	161542	INALA P	UGU	450	9	16	R 2,000,000	General repairs and renovations - extent of work to be determined on site.
Ugu019R&R	263255	SIBONGUMFEKA SS	UGU	140	7	5	R 2,000,000	General repairs and renovations - extent of work to be determined on site.
Ugu020R&R	266955	SIPHAKAMILE P	UGU	1082	26	21	R 2,000,000	General repairs and renovations - extent of work to be determined on site.
Ugu021R&R	209605	MGOQOZI P	UGU	123	9	6	R 2,000,000	General repairs and renovations - extent of work to be determined on site.
Ugu022R&R	146964	MAQAKALA P	UGU	476	4	14	R 2,000,000	General repairs and renovations - extent of work to be determined on site.
Ugu023R&R	138306	ENTABENI	UGU	1378	25	12	R 2,000,000	General repairs and renovations - extent of work to be determined on site.
Ugu024R&R	141488	ESIWOYENI P	UGU	646	17	21	R 2,000,000	General repairs and renovations - extent of work to be determined on site.
Ugu025R&R	248011	PHATHWA S	UGU	867	13	8	R 2,000,000	General repairs and renovations - extent of work to be determined on site.
Ugu026R&R	196322	MANDLENDODA P	UGU	520	9	10	R 2,000,000	General repairs and renovations - extent of work to be determined on site.
uMg001R&R	280978	THE GROVE C	UMGUNGUNDLOVU	167	11	18	R 2,000,000	General repairs and renovations - extent of work to be determined on site.
uMg002R&R	236134	NORTHBURY PARK S	UMGUNGUNDLOVU	1223	42	80	R 2,000,000	Structural repairs
uMg003R&R	265031	SIKHUKHUKHU P	UMGUNGUNDLOVU	447	14	2	R 2,000,000	General repairs and renovations - extent of work to be determined on site.
uMg004R&R	295778	WESTON AGRIC	UMGUNGUNDLOVU	197	19	37	R 2,000,000	Roof and water treatment
uMg005R&R	203389	MAZWENDODA SS	UMGUNGUNDLOVU	379	9	4	R 2,000,000	General repairs and renovations - extent of work to be determined on site.
uMg006R&R	143782	EZULWINI C	UMGUNGUNDLOVU	252	4	10	R 2,000,000	General repairs and renovations - extent of work to be determined on site.
uMg007R&R	103711	ASHBURTON P	UMGUNGUNDLOVU	130	6	7	R 2,000,000	General repairs and renovations - extent of work to be determined on site.
uMg008R&R	211603	MKHABELA P	UMGUNGUNDLOVU	283	4	0	R 2,000,000	General repairs and renovations - extent of work to be determined on site.
uMg009R&R	294594	WARTBURG-KIRCHDORF	UMGUNGUNDLOVU	457	30	16	R 2,000,000	Roof repairs
uMg010R&R	279387	TABLE MOUNTAIN P	UMGUNGUNDLOVU	562	15	17	R 2,000,000	General repairs and renovations - extent of work to be determined on site.
uMg011R&R	227587	NGCEDOMHLOPHE H	UMGUNGUNDLOVU	1060	21	18	R 2,000,000	General repairs and renovations - extent of work to be determined on site.
uMg012R&R	158101	HOLCOMBE P	UMGUNGUNDLOVU	52	2	6	R 2,000,000	General repairs and renovations - extent of work to be determined on site.
uMg013R&R	259629	SCOTTSFONTEIN P	UMGUNGUNDLOVU	52	2	5	R 2,000,000	General repairs and renovations - extent of work to be determined on site.
uMg014R&R	244015	ONVERWAG C	UMGUNGUNDLOVU	402	12	4	R 2,000,000	General repairs and renovations - extent of work to be determined on site.
uMg015R&R	101047	ALSTON P	UMGUNGUNDLOVU	871	22	25	R 2,000,000	General repairs and renovations - extent of work to be determined on site.
uMg016R&R	236282	NORTHERN PARK P	UMGUNGUNDLOVU	493	26	0	R 2,000,000	Roof and water reticulation
uMg017R&R	141895	ESTHER PAYNE S	UMGUNGUNDLOVU	451	57	42	R 2,000,000	General repairs and renovations - extent of work to be determined on site.
uMg018R&R	170052	IWAHLANGA JP	UMGUNGUNDLOVU	367	13	22	R 2,000,000	General repairs and renovations - extent of work to be determined on site.
uMg019R&R	174011	KHAYELIHLE H	UMGUNGUNDLOVU	586	13	16	R 2,000,000	General repairs and renovations - extent of work to be determined on site.
uMg020R&R	233988	NOGQAZA P	UMGUNGUNDLOVU	984	14	20	R 2,000,000	General repairs and renovations - extent of work to be determined on site.
uMg021R&R	251452	PRESTBURY P	UMGUNGUNDLOVU	424	22	53	R 2,000,000	General repairs and renovations - extent of work to be determined on site.
uMg022R&R	278129	STOFFELTON P	UMGUNGUNDLOVU	159	6	6	R 2,000,000	General repairs and renovations - extent of work to be determined on site.
uMg023R&R	105117	BAMBINKUNZI P	UMGUNGUNDLOVU	31	1	2	R 2,000,000	General repairs and renovations - extent of work to be determined on site.

Programmed Repairs Renovations

Priority	EMIS No.	Name of School	Education District	Enrolment	Total Learning Spaces	Total Toilets	Estimated Cost	Nature of Service
uMg024R&R	127798	EKHAMANZI P	UMGUNGUNDLOVU	516	9	2	R 2,000,000	General repairs and renovations - extent of work to be determined on site.
uMg025R&R	124949	DUNIMARLE P	UMGUNGUNDLOVU	103	3	6	R 2,000,000	General repairs and renovations - extent of work to be determined on site.
uMg026R&R	246827	PELHAM SP	UMGUNGUNDLOVU	648	18	34	R 2,000,000	General repairs and renovations - extent of work to be determined on site.
uMg027R&R	181263	KWAMLAMULI P	UMGUNGUNDLOVU	306	3	3	R 2,000,000	General repairs and renovations - extent of work to be determined on site.
uMg028R&R	136752	ENGUKA P	UMGUNGUNDLOVU	272	11	10	R 2,000,000	General repairs and renovations - extent of work to be determined on site.
uMg029R&R	266067	SIMINZA H	UMGUNGUNDLOVU	246	9	0	R 2,000,000	General repairs and renovations - extent of work to be determined on site.
uMg030R&R	250305	PIET RETIEF P	UMGUNGUNDLOVU	554	35	48	R 2,000,000	General repairs and renovations - extent of work to be determined on site.
uMg031R&R	442224	THULASIZWE P	UMGUNGUNDLOVU	91	0	0	R 2,000,000	General repairs and renovations - extent of work to be determined on site.
uMg032R&R	298812	ZAMELISIZWE JP	UMGUNGUNDLOVU	156	4	12	R 2,000,000	General repairs and renovations - extent of work to be determined on site.
uMg033R&R	169904	IVANHOE P	UMGUNGUNDLOVU	28	3	0	R 2,000,000	General repairs and renovations - extent of work to be determined on site.
uMg034R&R	189070	LUTHANDO H	UMGUNGUNDLOVU	302	8	12	R 2,000,000	General repairs and renovations - extent of work to be determined on site.
uMg035R&R	154401	HAZA P	UMGUNGUNDLOVU	540	14	16	R 2,000,000	General repairs and renovations - extent of work to be determined on site.
uMg036R&R	342509	AMANDLAKHE P	UMGUNGUNDLOVU	129	3	2	R 2,000,000	General repairs and renovations - extent of work to be determined on site.
uMg037R&R	272320	SMERO S	UMGUNGUNDLOVU	934	26	25	R 2,000,000	General repairs and renovations - extent of work to be determined on site.
uMg038R&R	279794	TENDELA C	UMGUNGUNDLOVU	230	0	0	R 2,000,000	General repairs and renovations - extent of work to be determined on site.
uMg039R&R	156806	HLELOLUSHA P	UMGUNGUNDLOVU	414	16	12	R 2,000,000	General repairs and renovations - extent of work to be determined on site.
uMg040R&R	162245	INDALENI P	UMGUNGUNDLOVU	526	14	11	R 2,000,000	General repairs and renovations - extent of work to be determined on site.
uMg041R&R	130610	EMAGXABENI P	UMGUNGUNDLOVU	23	2	1	R 2,000,000	General repairs and renovations - extent of work to be determined on site.
uMg042R&R	101676	AMAKHOLWA S	UMGUNGUNDLOVU	668	52	23	R 2,000,000	General repairs and renovations - extent of work to be determined on site.
uMg043R&R	242831	OEBISFELDE P	UMGUNGUNDLOVU	232	6	4	R 2,000,000	General repairs and renovations - extent of work to be determined on site.
uMg044R&R	203278	MAYIZEKANYE H	UMGUNGUNDLOVU	240	9	18	R 2,000,000	General repairs and renovations - extent of work to be determined on site.
uMg045R&R	165649	INSIKA JS	UMGUNGUNDLOVU	210	11	22	R 2,000,000	General repairs and renovations - extent of work to be determined on site.
uMg046R&R	105561	BANQOBILE H	UMGUNGUNDLOVU	684	19	16	R 2,000,000	General repairs and renovations - extent of work to be determined on site.
uMg047R&R	265105	SIKHULILE S	UMGUNGUNDLOVU	268	15	17	R 2,000,000	General repairs and renovations - extent of work to be determined on site.
uMg048R&R	213749	MNTONJANI S	UMGUNGUNDLOVU	120	3	0	R 2,000,000	General repairs and renovations - extent of work to be determined on site.
uMg049R&R	113590	BULAWAYO P	UMGUNGUNDLOVU	348	10	10	R 2,000,000	General repairs and renovations - extent of work to be determined on site.
uMg050R&R	163577	INGQWANGELE H	UMGUNGUNDLOVU	317	13	17	R 2,000,000	General repairs and renovations - extent of work to be determined on site.
uMg051R&R	222111	MZIMBA P	UMGUNGUNDLOVU	406	11	13	R 2,000,000	General repairs and renovations - extent of work to be determined on site.
uMg052R&R	103674	ASANDE S	UMGUNGUNDLOVU	459	12	14	R 2,000,000	General repairs and renovations - extent of work to be determined on site.
uMg053R&R	158915	HUBA H	UMGUNGUNDLOVU	584	12	20	R 2,000,000	General repairs and renovations - extent of work to be determined on site.
uMg054R&R	289969	UNOBHALA H	UMGUNGUNDLOVU	372	8	7	R 2,000,000	General repairs and renovations - extent of work to be determined on site.
uMg055R&R	164428	INJOLOBA S	UMGUNGUNDLOVU	871	30	45	R 2,000,000	General repairs and renovations - extent of work to be determined on site.
uMg056R&R	299774	ZIBUKEZULU TECHNICAL H	UMGUNGUNDLOVU	394	28	30	R 2,000,000	General repairs and renovations - extent of work to be determined on site.
Umi001R&R	236097	NORTH CREST P	UMLAZI	649	24	13	R 2,000,000	General repairs and renovations - extent of work to be determined on site.
Umi002R&R	288230	UMLAZI COMMERCIAL H	UMLAZI	1117	26	50	R 2,000,000	General repairs and renovations - extent of work to be determined on site.
Umi003R&R	278425	SUKUMA P	UMLAZI	849	20	28	R 2,000,000	General repairs and renovations - extent of work to be determined on site.
Umi004R&R	218966	MTHAMBO H	UMLAZI	233	11	8	R 2,000,000	General repairs and renovations - extent of work to be determined on site.
Umi005R&R	259740	SEA VIEW P	UMLAZI	839	27	66	R 2,000,000	General repairs and renovations - extent of work to be determined on site.
Umi006R&R	179635	KWAGUMBI P	UMLAZI	534	9	10	R 2,000,000	General repairs and renovations - extent of work to be determined on site.
Umi007R&R	121915	DLAMBULA P	UMLAZI	630	12	8	R 2,000,000	General repairs and renovations - extent of work to be determined on site.
Umi008R&R	236319	NORTHLANDS GIRLS H	UMLAZI	645	59	76	R 2,000,000	General repairs and renovations - extent of work to be determined on site.
Umi009R&R	260073	SEKELANI SP	UMLAZI	455	12	14	R 2,000,000	General repairs and renovations - extent of work to be determined on site.
Umi010R&R	132127	EMBONINI JP	UMLAZI	653	14	14	R 2,000,000	General repairs and renovations - extent of work to be determined on site.
Umi011R&R	131128	EMANGADINI P	UMLAZI	304	10	8	R 2,000,000	General repairs and renovations - extent of work to be determined on site.
Umi012R&R	136567	ENGONYAMENI P	UMLAZI	322	11	14	R 2,000,000	General repairs and renovations - extent of work to be determined on site.
Umi013R&R	125171	HUNT ROAD S	UMLAZI	537	20	20	R 2,000,000	General repairs and renovations - extent of work to be determined on site.
Umi014R&R	114626	CARRINGTON HEIGHTS P	UMLAZI	532	18	30	R 2,000,000	General repairs and renovations - extent of work to be determined on site.
Umi015R&R	305879	MASAKHANENI SS	UMLAZI	827	27	32	R 2,000,000	General repairs and renovations - extent of work to be determined on site.
Umi016R&R	251896	PROTEA S	UMLAZI	442	62	28	R 2,000,000	General repairs and renovations - extent of work to be determined on site.

Programmed Repairs Renovations

Priority	EMIS No.	Name of School	Education District	Enrolment	Total Learning Spaces	Total Toilets	Estimated Cost	Nature of Service
Uml017R&R	165760	INSIZWAKAZI P	UMLAZI	987	27	26	R 2,000,000	General repairs and renovations - extent of work to be determined on site.
Uml018R&R	207681	MENZI H	UMLAZI	932	21	32	R 2,000,000	General repairs and renovations - extent of work to be determined on site.
Uml019R&R	205942	MCOTHOYI S	UMLAZI	689	15	10	R 2,000,000	General repairs and renovations - extent of work to be determined on site.
Uml020R&R	160321	ILLOVO P	UMLAZI	342	12	20	R 2,000,000	General repairs and renovations - extent of work to be determined on site.
Uml021R&R	259703	SEA COW LAKE S	UMLAZI	954	71	48	R 2,000,000	General repairs and renovations - extent of work to be determined on site.
Uml022R&R	176305	KLAARWATER P	UMLAZI	750	27	18	R 2,000,000	General repairs and renovations - extent of work to be determined on site.
Uml023R&R	275058	ST AUGUSTINES P	UMLAZI	701	20	20	R 2,000,000	General repairs and renovations - extent of work to be determined on site.
Uml024R&R	112628	BROOKLYN HEIGHTS P	UMLAZI	853	26	72	R 2,000,000	General repairs and renovations - extent of work to be determined on site.
Uml025R&R	134791	EMTHETHWENI SP	UMLAZI	457	20	32	R 2,000,000	General repairs and renovations - extent of work to be determined on site.
Uml026R&R	261294	SHALLCROSS S	UMLAZI	470	44	60	R 2,000,000	General repairs and renovations - extent of work to be determined on site.
Uml027R&R	258630	SAPHUMELELA JP	UMLAZI	886	19	24	R 2,000,000	General repairs and renovations - extent of work to be determined on site.
Uml028R&R	168350	ISINKONTSHE P	UMLAZI	432	14	14	R 2,000,000	General repairs and renovations - extent of work to be determined on site.
Uml029R&R	164539	INKANYEZI P	UMLAZI	265	8	8	R 2,000,000	General repairs and renovations - extent of work to be determined on site.
Uml030R&R	219336	MTHOMBENI P	UMLAZI	624	15	13	R 2,000,000	General repairs and renovations - extent of work to be determined on site.
Umz001R&R	124764	DUNDEE P	UMZINYATHI	894	20	30	R 2,000,000	General repairs and renovations - extent of work to be determined on site.
Umz002R&R	124801	DUNDEE S (BROWNING ST)	UMZINYATHI	1009	31	33	R 2,000,000	General repairs and renovations - extent of work to be determined on site.
Umz003R&R	140637	ESIKHUMBUZWENI S	UMZINYATHI	401	13	20	R 2,000,000	General repairs and renovations - extent of work to be determined on site.
Umz004R&R	187220	LIVANGELI P	UMZINYATHI	569	6	5	R 2,000,000	General repairs and renovations - extent of work to be determined on site.
Umz005R&R	229215	NGWEBINI P	UMZINYATHI	438	14	20	R 2,000,000	General repairs and renovations - extent of work to be determined on site.
Umz006R&R	290228	UPPER UMVOTI C	UMZINYATHI	318	10	6	R 2,000,000	General repairs and renovations - extent of work to be determined on site.
Umz007R&R	261997	SHESHISAMSAMO P	UMZINYATHI	322	4	8	R 2,000,000	General repairs and renovations - extent of work to be determined on site.
Umz008R&R	218707	MSITHA P	UMZINYATHI	327	7	18	R 2,000,000	General repairs and renovations - extent of work to be determined on site.
Umz009R&R	447071	MPUNGANE P	UMZINYATHI	154	2	0	R 2,000,000	General repairs and renovations - extent of work to be determined on site.
Umz010R&R	141525	ESIXHOBENI P	UMZINYATHI	69	4	5	R 2,000,000	General repairs and renovations - extent of work to be determined on site.
Umz011R&R	208606	MFHLELWANE P	UMZINYATHI	160	2	10	R 2,000,000	General repairs and renovations - extent of work to be determined on site.
Umz012R&R	284086	TLOKWENG P	UMZINYATHI	76	2	8	R 2,000,000	General repairs and renovations - extent of work to be determined on site.
Umz013R&R	200281	MASHESHELENG P	UMZINYATHI	320	6	10	R 2,000,000	General repairs and renovations - extent of work to be determined on site.
Umz014R&R	215969	MPALAZA P	UMZINYATHI	22	1	0	R 2,000,000	General repairs and renovations - extent of work to be determined on site.
Umz015R&R	193473	MAHLOKOMANE P	UMZINYATHI	266	9	9	R 2,000,000	General repairs and renovations - extent of work to be determined on site.
Umz016R&R	264809	SIKELELA P	UMZINYATHI	133	6	5	R 2,000,000	General repairs and renovations - extent of work to be determined on site.
Umz017R&R	126281	EBUHLEBEMFUNDO P	UMZINYATHI	320	10	12	R 2,000,000	General repairs and renovations - extent of work to be determined on site.
Umz018R&R	136160	ENDUMENI P	UMZINYATHI	1049	24	31	R 2,000,000	General repairs and renovations - extent of work to be determined on site.
Umz019R&R	152403	GUBUZELA P	UMZINYATHI	266	6	8	R 2,000,000	General repairs and renovations - extent of work to be determined on site.
Umz020R&R	250823	POMEROY P	UMZINYATHI	661	13	22	R 2,000,000	General repairs and renovations - extent of work to be determined on site.
Umz021R&R	217708	MQAMU P	UMZINYATHI	0	7	18	R 2,000,000	General repairs and renovations - extent of work to be determined on site.
Umz022R&R	286602	UKUPHUMULA S	UMZINYATHI	330	8	20	R 2,000,000	General repairs and renovations - extent of work to be determined on site.
Umz023R&R	239131	NTALANTALA S	UMZINYATHI	507	10	20	R 2,000,000	General repairs and renovations - extent of work to be determined on site.
Umz024R&R	410907	EKUKHANYENI P	UMZINYATHI	458	11	12	R 2,000,000	General repairs and renovations - extent of work to be determined on site.
Umz025R&R	122618	DOMREMY P	UMZINYATHI	245	6	13	R 2,000,000	General repairs and renovations - extent of work to be determined on site.
Umz026R&R	141636	ESOKHENI H	UMZINYATHI	501	9	13	R 2,000,000	General repairs and renovations - extent of work to be determined on site.
Umz027R&R	215747	MOWBRAY P	UMZINYATHI	213	4	9	R 2,000,000	General repairs and renovations - extent of work to be determined on site.
Umz028R&R	130758	EMAKHABELENI P	UMZINYATHI	311	8	12	R 2,000,000	General repairs and renovations - extent of work to be determined on site.
Umz029R&R	259962	SEBENZAKUSAKHANYA S	UMZINYATHI	674	40	80	R 2,000,000	General repairs and renovations - extent of work to be determined on site.
Umz030R&R	124727	DUNDEE JS	UMZINYATHI	748	17	31	R 2,000,000	General repairs and renovations - extent of work to be determined on site.
Umz031R&R	258741	SAREL CILLIERS S	UMZINYATHI	859	64	62	R 2,000,000	General repairs and renovations - extent of work to be determined on site.
Umz032R&R	291412	VELAPHI H	UMZINYATHI	211	7	10	R 2,000,000	General repairs and renovations - extent of work to be determined on site.
Umz033R&R	115366	CELIMFUNDO P (TUGELA FERRY)	UMZINYATHI	178	6	11	R 2,000,000	General repairs and renovations - extent of work to be determined on site.
Umz034R&R	170940	JAJILE H	UMZINYATHI	423	9	8	R 2,000,000	General repairs and renovations - extent of work to be determined on site.
Umz035R&R	447108	MZAMOYETHU P	UMZINYATHI	214	4	3	R 2,000,000	General repairs and renovations - extent of work to be determined on site.

Programmed Repairs Renovations

Priority	EMIS No.	Name of School	Education District	Enrolment	Total Learning Spaces	Total Toilets	Estimated Cost	Nature of Service
Umz036R&R	168276	ISILUTSHANA P	UMZINYATHI	404	15	16	R 2,000,000	General repairs and renovations - extent of work to be determined on site.
Umz037R&R	191438	MADULADULA P	UMZINYATHI	620	15	30	R 2,000,000	General repairs and renovations - extent of work to be determined on site.
Umz038R&R	128279	EKUCABANGENI S	UMZINYATHI	1084	19	16	R 2,000,000	General repairs and renovations - extent of work to be determined on site.
Umz039R&R	293077	VUKAPHANSI P	UMZINYATHI	346	10	18	R 2,000,000	General repairs and renovations - extent of work to be determined on site.
Umz040R&R	192363	MAGOBHE P	UMZINYATHI	257	12	4	R 2,000,000	General repairs and renovations - extent of work to be determined on site.
Umz041R&R	335183	MFUSHANE P	UMZINYATHI	159	2	5	R 2,000,000	General repairs and renovations - extent of work to be determined on site.
Umz042R&R	101639	AMAKHEMFUNDO P	UMZINYATHI	1217	42	46	R 2,000,000	General repairs and renovations - extent of work to be determined on site.
Umz043R&R	110075	BIGGARSBERG P	UMZINYATHI	713	21	32	R 2,000,000	General repairs and renovations - extent of work to be determined on site.
Umz044R&R	127613	EHLANZENI P	UMZINYATHI	656	16	11	R 2,000,000	General repairs and renovations - extent of work to be determined on site.
Umz045R&R	303733	MBOMVU P	UMZINYATHI	504	9	10	R 2,000,000	General repairs and renovations - extent of work to be determined on site.
Umz046R&R	272949	SOMASHI H	UMZINYATHI	588	14	18	R 2,000,000	General repairs and renovations - extent of work to be determined on site.
Umz047R&R	179339	KWADOPHI P	UMZINYATHI	168	7	10	R 2,000,000	General repairs and renovations - extent of work to be determined on site.
Umz048R&R	201206	MASOTSHENI P	UMZINYATHI	322	12	18	R 2,000,000	General repairs and renovations - extent of work to be determined on site.
Umz049R&R	210419	MHLUNGWANE P	UMZINYATHI	556	17	18	R 2,000,000	General repairs and renovations - extent of work to be determined on site.
Umz050R&R	154808	HERMANNSBURG C	UMZINYATHI	1220	22	32	R 2,000,000	General repairs and renovations - extent of work to be determined on site.
Umz051R&R	202723	MAWALANA P	UMZINYATHI	372	6	8	R 2,000,000	General repairs and renovations - extent of work to be determined on site.
Umz052R&R	139786	ESHANE P	UMZINYATHI	888	18	16	R 2,000,000	General repairs and renovations - extent of work to be determined on site.
Umz053R&R	134643	EMSIZINI P	UMZINYATHI	351	7	12	R 2,000,000	General repairs and renovations - extent of work to be determined on site.
Umz054R&R	341473	KHANYISANI P	UMZINYATHI	296	6	12	R 2,000,000	General repairs and renovations - extent of work to be determined on site.
Umz055R&R	222074	MZILANKATHA S	UMZINYATHI	129	5	14	R 2,000,000	General repairs and renovations - extent of work to be determined on site.
Umz056R&R	321271	UBONGUMENZI S	UMZINYATHI	899	11	20	R 2,000,000	General repairs and renovations - extent of work to be determined on site.
Umz057R&R	159803	IKAHENG P	UMZINYATHI	196	9	10	R 2,000,000	General repairs and renovations - extent of work to be determined on site.
Umz058R&R	296037	WETSIE S	UMZINYATHI	294	0	14	R 2,000,000	General repairs and renovations - extent of work to be determined on site.
Umz059R&R	238206	NSINGABANTU P	UMZINYATHI	421	7	9	R 2,000,000	General repairs and renovations - extent of work to be determined on site.
Umz060R&R	280090	THALANA S	UMZINYATHI	876	35	86	R 2,000,000	General repairs and renovations - extent of work to be determined on site.
Umz061R&R	220557	MUMBE P	UMZINYATHI	657	17	14	R 2,000,000	General repairs and renovations - extent of work to be determined on site.
Umz062R&R	121545	DINGLEY DELL P	UMZINYATHI	190	3	4	R 2,000,000	General repairs and renovations - extent of work to be determined on site.
Umz063R&R	177415	KRANSKOP P	UMZINYATHI	291	8	14	R 2,000,000	General repairs and renovations - extent of work to be determined on site.
Umz064R&R	193140	MAHLABA P	UMZINYATHI	351	11	17	R 2,000,000	General repairs and renovations - extent of work to be determined on site.
Umz065R&R	290339	USIZO H	UMZINYATHI	260	7	19	R 2,000,000	General repairs and renovations - extent of work to be determined on site.
Umz066R&R	301217	ZONYAMA S	UMZINYATHI	174	5	10	R 2,000,000	General repairs and renovations - extent of work to be determined on site.
Umz067R&R	233655	NOCOMBOSHE P	UMZINYATHI	805	16	24	R 2,000,000	General repairs and renovations - extent of work to be determined on site.
Umz068R&R	253376	QINELANE P	UMZINYATHI	530	12	15	R 2,000,000	General repairs and renovations - extent of work to be determined on site.
Umz069R&R	253524	QINISO P	UMZINYATHI	591	9	16	R 2,000,000	General repairs and renovations - extent of work to be determined on site.
Umz070R&R	338143	SIFULENI LP	UMZINYATHI	393	4	6	R 2,000,000	General repairs and renovations - extent of work to be determined on site.
Umz071R&R	147038	GANGEYANA P	UMZINYATHI	650	8	20	R 2,000,000	General repairs and renovations - extent of work to be determined on site.
Umz072R&R	120472	DAYISWAYO P	UMZINYATHI	361	8	0	R 2,000,000	General repairs and renovations - extent of work to be determined on site.
Umz073R&R	139749	ESETHU H	UMZINYATHI	422	10	10	R 2,000,000	General repairs and renovations - extent of work to be determined on site.
Umz074R&R	228919	NGUBEVU P	UMZINYATHI	345	8	10	R 2,000,000	General repairs and renovations - extent of work to be determined on site.
Umz075R&R	338069	MABEDLANA P	UMZINYATHI	353	5	18	R 2,000,000	General repairs and renovations - extent of work to be determined on site.
Umz076R&R	415066	MAHLOKHOLOKO S	UMZINYATHI	200	2	9	R 2,000,000	General repairs and renovations - extent of work to be determined on site.
Umz077R&R	216783	MPILONDE P	UMZINYATHI	52	3	6	R 2,000,000	General repairs and renovations - extent of work to be determined on site.
Umz078R&R	118437	CRAIGMILLAR P	UMZINYATHI	88	1	0	R 2,000,000	General repairs and renovations - extent of work to be determined on site.
Umz079R&R	119399	DALALA P	UMZINYATHI	55	12	18	R 2,000,000	General repairs and renovations - extent of work to be determined on site.
Umz080R&R	120509	DEWAAR P	UMZINYATHI	74	2	8	R 2,000,000	General repairs and renovations - extent of work to be determined on site.
Umz081R&R	303659	NKONZA S	UMZINYATHI	192	6	10	R 2,000,000	General repairs and renovations - extent of work to be determined on site.
Umz082R&R	195619	MAMBENI P	UMZINYATHI	334	9	8	R 2,000,000	General repairs and renovations - extent of work to be determined on site.
Umz083R&R	447367	W MTSHILO P	UMZINYATHI	92	0	2	R 2,000,000	General repairs and renovations - extent of work to be determined on site.
Umz084R&R	294668	WASBANK P	UMZINYATHI	246	9	8	R 2,000,000	General repairs and renovations - extent of work to be determined on site.

Programmed Repairs Renovations

Priority	EMIS No.	Name of School	Education District	Enrolment	Total Learning Spaces	Total Toilets	Estimated Cost	Nature of Service
Umz085R&R	291671	QALINDLELA P	UMZINYATHI	68	2	3	R 2,000,000	General repairs and renovations - extent of work to be determined on site.
Umz086R&R	143153	EZIBOMVINI JP	UMZINYATHI	119	7	11	R 2,000,000	General repairs and renovations - extent of work to be determined on site.
Umz087R&R	132978	EMKHAMO P	UMZINYATHI	436	14	15	R 2,000,000	General repairs and renovations - extent of work to be determined on site.
Umz088R&R	208014	MERTOUN P	UMZINYATHI	908	22	8	R 2,000,000	General repairs and renovations - extent of work to be determined on site.
Umz089R&R	447034	MNJANI P	UMZINYATHI	180	2	0	R 2,000,000	General repairs and renovations - extent of work to be determined on site.
Vry001R&R	127058	EFEFE P	VRYHEID	283	14	12	R 2,000,000	General repairs and renovations - extent of work to be determined on site.
Vry002R&R	292818	HOER LANDBOUSKOOL	VRYHEID	158	13	20	R 2,000,000	General repairs and renovations - extent of work to be determined on site.
Vry003R&R	250638	HOERSKOOL PIONIER	VRYHEID	656	51	102	R 2,000,000	General repairs and renovations - extent of work to be determined on site.
Vry004R&R	195101	MALANDELA S	VRYHEID	317	6	1	R 2,000,000	General repairs and renovations - extent of work to be determined on site.
Vry005R&R	205757	MCHITHEKI H	VRYHEID	911	18	8	R 2,000,000	General repairs and renovations - extent of work to be determined on site.
Vry006R&R	221075	MUZIWEPHAHLA S	VRYHEID	456	16	8	R 2,000,000	General repairs and renovations - extent of work to be determined on site.
Vry007R&R	223998	NCWECWE S	VRYHEID	168	5	8	R 2,000,000	General repairs and renovations - extent of work to be determined on site.
Vry008R&R	227180	NGADUMBILI P	VRYHEID	261	7	4	R 2,000,000	General repairs and renovations - extent of work to be determined on site.
Vry009R&R	229955	NHLANHLAYETHU S	VRYHEID	282	12	10	R 2,000,000	General repairs and renovations - extent of work to be determined on site.
Vry010R&R	246679	PAULPIETERSBURG PUBLIC (DUMBE)	VRYHEID	738	29	30	R 2,000,000	General repairs and renovations - extent of work to be determined on site.
Vry011R&R	292744	VRYHEID H	VRYHEID	834	66	148	R 2,000,000	General repairs and renovations - extent of work to be determined on site.
Vry012R&R	125652	DWALENI H	VRYHEID	839	18	20	R 2,000,000	General repairs and renovations - extent of work to be determined on site.
Vry013R&R	130277	EMADRESINI P	VRYHEID	673	18	10	R 2,000,000	General repairs and renovations - extent of work to be determined on site.
Vry014R&R	218152	MSEBE P	VRYHEID	378	15	10	R 2,000,000	General repairs and renovations - extent of work to be determined on site.
Vry015R&R	234654	NOMATIYELA HP	VRYHEID	130	16	42	R 2,000,000	General repairs and renovations - extent of work to be determined on site.
Vry016R&R	303215	UZWANO S	VRYHEID	363	11	14	R 2,000,000	General repairs and renovations - extent of work to be determined on site.
Vry017R&R	300736	ZIQALELE SP	VRYHEID	350	12	9	R 2,000,000	General repairs and renovations - extent of work to be determined on site.
Vry018R&R	250009	KING PHUMUZULU H	VRYHEID	633	14	28	R 2,000,000	General repairs and renovations - extent of work to be determined on site.
Vry019R&R	180153	KWA MADAMU P	VRYHEID	240	5	8	R 2,000,000	General repairs and renovations - extent of work to be determined on site.
Vry020R&R	183917	KWANYONI P	VRYHEID	280	8	4	R 2,000,000	General repairs and renovations - extent of work to be determined on site.
Vry021R&R	182854	KWANZIMA P	VRYHEID	142	9	9	R 2,000,000	General repairs and renovations - extent of work to be determined on site.
Vry022R&R	198135	MANZIMAKHULU P	VRYHEID	210	10	8	R 2,000,000	General repairs and renovations - extent of work to be determined on site.
Vry023R&R	206682	MDUNA P	VRYHEID	107	2	1	R 2,000,000	General repairs and renovations - extent of work to be determined on site.
Vry024R&R	211196	MINYA P	VRYHEID	371	9	12	R 2,000,000	General repairs and renovations - extent of work to be determined on site.
Vry025R&R	212787	MLOKOTHWA H	VRYHEID	959	26	48	R 2,000,000	General repairs and renovations - extent of work to be determined on site.
Vry026R&R	226255	NENDE S	VRYHEID	89	6	18	R 2,000,000	General repairs and renovations - extent of work to be determined on site.
Vry027R&R	232841	NKOWANE H	VRYHEID	712	12	7	R 2,000,000	General repairs and renovations - extent of work to be determined on site.
Vry028R&R	254412	QWASHA P	VRYHEID	235	9	16	R 2,000,000	General repairs and renovations - extent of work to be determined on site.
Vry029R&R	292781	VRYHEID PUBLIC P	VRYHEID	790	19	64	R 2,000,000	General repairs and renovations - extent of work to be determined on site.
Vry030R&R	169978	IVUNA H	VRYHEID	569	17	8	R 2,000,000	General repairs and renovations - extent of work to be determined on site.
Vry031R&R	198468	MAPHOPHOMA P	VRYHEID	317	16	14	R 2,000,000	General repairs and renovations - extent of work to be determined on site.
Vry032R&R	321678	MATHANGETSHITSHI H	VRYHEID	744	12	17	R 2,000,000	General repairs and renovations - extent of work to be determined on site.
Vry033R&R	208717	MFINYELI H	VRYHEID	588	13	8	R 2,000,000	General repairs and renovations - extent of work to be determined on site.
Vry034R&R	248196	PHEMBUKUTHULA P	VRYHEID	490	14	12	R 2,000,000	General repairs and renovations - extent of work to be determined on site.
Vry035R&R	446331	TSHANIBEZWE S	VRYHEID	138	0	0	R 2,000,000	General repairs and renovations - extent of work to be determined on site.
Vry036R&R	281755	THEMBOKUHLE LP	VRYHEID	638	16	20	R 2,000,000	General repairs and renovations - extent of work to be determined on site.
Vry037R&R	299811	ZICABANGELE P	VRYHEID	150	7	0	R 2,000,000	General repairs and renovations - extent of work to be determined on site.
Vry038R&R	159433	IDLEBE P	VRYHEID	523	25	10	R 2,000,000	General repairs and renovations - extent of work to be determined on site.
Vry039R&R	212269	MKHUNJINI P	VRYHEID	399	9	8	R 2,000,000	General repairs and renovations - extent of work to be determined on site.
Vry040R&R	196507	MANDLEZULU COMBINED	VRYHEID	472	16	10	R 2,000,000	General repairs and renovations - extent of work to be determined on site.
Vry041R&R	230399	NHLOPHENKULU P	VRYHEID	690	22	22	R 2,000,000	General repairs and renovations - extent of work to be determined on site.
Vry042R&R	285973	UBUMBANO JP	VRYHEID	246	11	5	R 2,000,000	General repairs and renovations - extent of work to be determined on site.
Vry043R&R	327561	EMADULWINI P	VRYHEID	180	3	4	R 2,000,000	General repairs and renovations - extent of work to be determined on site.
Vry044R&R	132201	EMBUKISWENI JP	VRYHEID	328	8	14	R 2,000,000	General repairs and renovations - extent of work to be determined on site.



Programmed Repairs Renovations

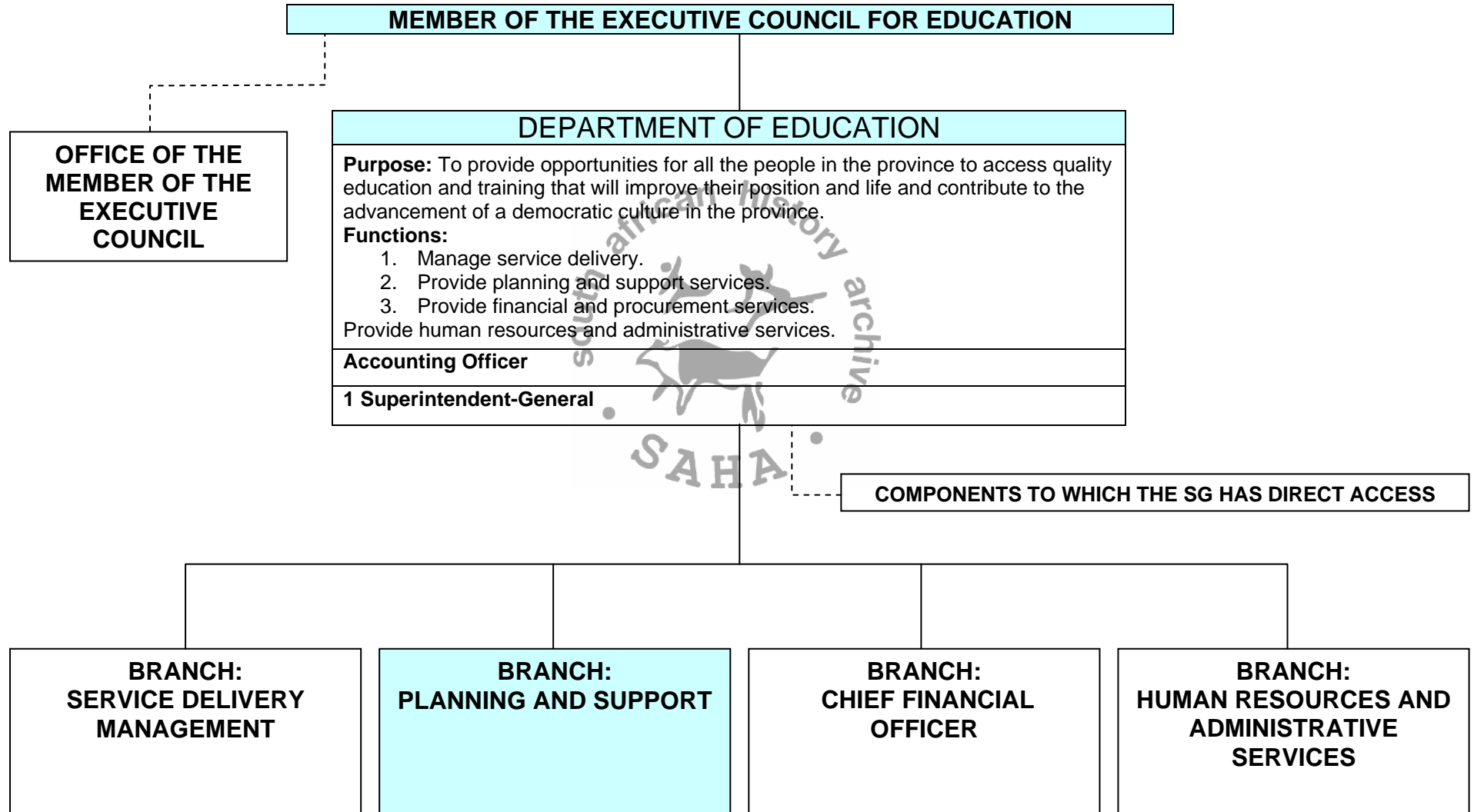
Priority	EMIS No.	Name of School	Education District	Enrolment	Total Learning Spaces	Total Toilets	Estimated Cost	Nature of Service
Vry045R&R	142598	EVANE C	VRYHEID	228	0	2	R 2,000,000	General repairs and renovations - extent of work to be determined on site.
Vry046R&R	185999	LENJANE P	VRYHEID	105	3	4	R 2,000,000	General repairs and renovations - extent of work to be determined on site.
Vry047R&R	122692	DONGOTHULE P	VRYHEID	490	15	14	R 2,000,000	General repairs and renovations - extent of work to be determined on site.
Vry048R&R	119066	CWAYISA JP	VRYHEID	246	5	8	R 2,000,000	General repairs and renovations - extent of work to be determined on site.
Vry049R&R	126947	EDULINI P	VRYHEID	405	11	8	R 2,000,000	General repairs and renovations - extent of work to be determined on site.
Vry050R&R	133126	EKHOMBE H	VRYHEID	409	11	14	R 2,000,000	General repairs and renovations - extent of work to be determined on site.
Vry051R&R	171643	JONGIMFUNDO P	VRYHEID	261	7	25	R 2,000,000	General repairs and renovations - extent of work to be determined on site.
Vry052R&R	140711	ESIKHWEBEZANE P	VRYHEID	243	7	6	R 2,000,000	General repairs and renovations - extent of work to be determined on site.
Vry053R&R	181633	KWAMPUNZANA P	VRYHEID	359	9	17	R 2,000,000	General repairs and renovations - extent of work to be determined on site.
Vry054R&R	182373	KWANOGCOYI SP	VRYHEID	475	9	8	R 2,000,000	General repairs and renovations - extent of work to be determined on site.
Vry055R&R	186924	LINDUMTHETHO P	VRYHEID	627	19	36	R 2,000,000	General repairs and renovations - extent of work to be determined on site.
Vry056R&R	223480	NCECENI P	VRYHEID	332	9	14	R 2,000,000	General repairs and renovations - extent of work to be determined on site.
Vry057R&R	325600	NGUQE P	VRYHEID	179	2	8	R 2,000,000	General repairs and renovations - extent of work to be determined on site.
Vry058R&R	290450	USUTHU P	VRYHEID	600	19	12	R 2,000,000	General repairs and renovations - extent of work to be determined on site.
Vry059R&R	327635	ZOMBODE JP	VRYHEID	266	6	6	R 2,000,000	General repairs and renovations - extent of work to be determined on site.
Vry060R&R	163799	INGWENI PHAPHAMA P	VRYHEID	75	0	2	R 2,000,000	General repairs and renovations - extent of work to be determined on site.
Vry061R&R	240500	NTSHIBANTSHIBA P	VRYHEID	292	15	12	R 2,000,000	General repairs and renovations - extent of work to be determined on site.
Vry062R&R	181041	KWAMFUNDENI SP	VRYHEID	188	7	8	R 2,000,000	General repairs and renovations - extent of work to be determined on site.
Vry063R&R	189921	MABEDLANA P (ULUNDI)	VRYHEID	611	19	20	R 2,000,000	General repairs and renovations - extent of work to be determined on site.
Vry064R&R	247160	PETERGATE P	VRYHEID	175	4	1	R 2,000,000	General repairs and renovations - extent of work to be determined on site.
Vry065R&R	102194	AMANZASHISAYO P	VRYHEID	93	2	22	R 2,000,000	General repairs and renovations - extent of work to be determined on site.
Vry066R&R	109150	BHEKUMTHETHO P	VRYHEID	390	15	8	R 2,000,000	General repairs and renovations - extent of work to be determined on site.
Vry067R&R	218004	MQINISENI H	VRYHEID	275	11	10	R 2,000,000	General repairs and renovations - extent of work to be determined on site.
Vry068R&R	293040	VUKANIMAZULU S	VRYHEID	261	8	12	R 2,000,000	General repairs and renovations - extent of work to be determined on site.
Vry069R&R	128427	EKUDUBEKENI H	VRYHEID	771	27	80	R 2,000,000	General repairs and renovations - extent of work to be determined on site.
Vry070R&R	175861	KING BHEKUZULU H	VRYHEID	871	29	24	R 2,000,000	General repairs and renovations - extent of work to be determined on site.
Vry071R&R	175935	KING DINUZULU H	VRYHEID	670	18	20	R 2,000,000	General repairs and renovations - extent of work to be determined on site.
Vry072R&R	181411	KWAMNYAYIZA H	VRYHEID	508	14	16	R 2,000,000	General repairs and renovations - extent of work to be determined on site.

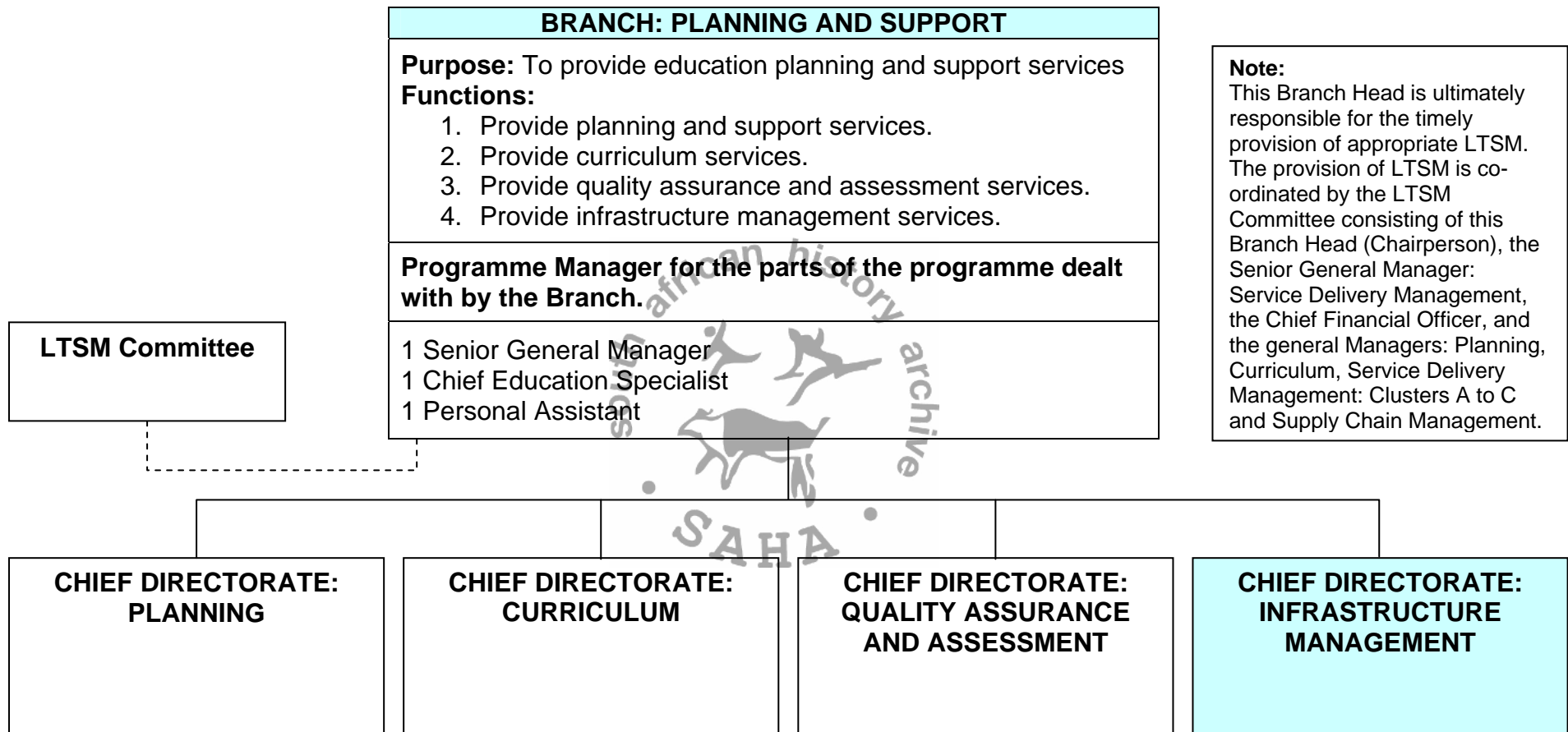


**ANNEXURE C**  
Organisational Structure

**KWAZULU-NATAL DEPARTMENT OF EDUCATION**

**ORGANOGRAM  
(HEAD OFFICE)**





**\*Note:**  
The Directorate must take all factors into account in planning for the provision of infrastructure, including demographic information and projections, town planning and existing facilities not being fully utilised.

<b>CHIEF DIRECTORATE: INFRASTRUCTURE MANAGEMENT</b>
<p><b>Purpose:</b> To manage the provision, renovation and maintenance of the infrastructure of the Department.</p> <p><b>Functions:</b></p> <ol style="list-style-type: none"> <li>1. Manage the planning of the provision, renovation and maintenance of the infrastructure of the Department.</li> <li>2. Manage the infrastructure programmes/agents of the Department.</li> </ol>
<p><b>Senior Responsibility Manager for the funds allocated to the Chief Directorate, including the capital funds for infrastructure provision and renovation.</b></p>
<p>1 General Manager 1 Personal Assistant 1 Administration Clerk</p>

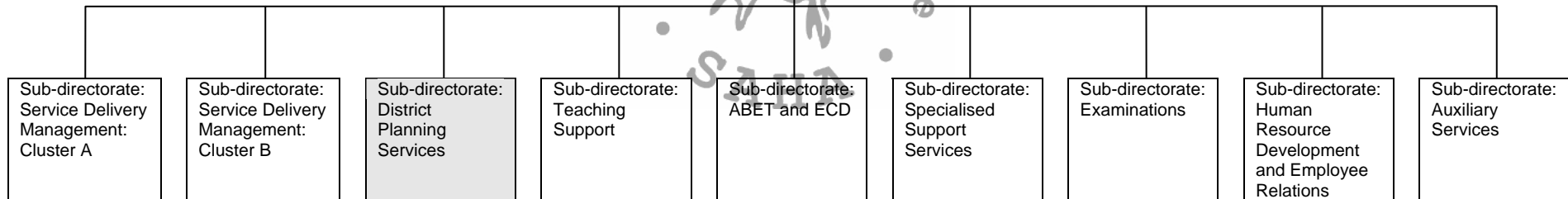
<b>DIRECTORATE: INFRASTRUCTURE PLANNING *</b>
<p><b>Purpose:</b> To manage the planning of the provision, renovation and maintenance of the infrastructure of the Department.</p> <p><b>Functions:</b></p> <ol style="list-style-type: none"> <li>1. Provide departmental infrastructure planning services.</li> <li>2. Provide cluster infrastructure planning services to four clusters of District Offices.</li> <li>3. Establish and maintain an infrastructure data base.</li> <li>4. Administer the acquisition and disposal of land.</li> </ol>
<p><b>Responsibility Manager for the funds allocated to the Directorate.</b></p>
<p>1 Manager 1 Personal Assistant 1 Administration Clerk 5 CES (4 posts provided for four clusters of District Offices identical to those provided for support services.)</p>

<b>DIRECTORATE: INFRASTRUCTURE DELIVERY MANAGEMENT</b>
<p><b>Purpose:</b> To manage the infrastructure programmes/agents of the Department.</p> <p><b>Function:</b> Manage the infrastructure programmes/agents of the Department.</p>
<p><b>Responsibility Manager for the funds allocated to the Directorate.</b></p>
<p>1 Manager 1 Personal Assistant 1 Administration Clerk 5 Deputy Manager</p>

KWAZULU-NATAL DEPARTMENT OF EDUCATION

DISTRICT ORGANOGRAM

DISTRICT OFFICE
<p><b>Purpose:</b> To manage the provision of education in the District.</p> <p><b>Functions:</b></p> <ol style="list-style-type: none"> <li>1. Manage service delivery in the clusters in the District.</li> <li>2. Provide district planning services.</li> <li>3. Provide teaching and learning support services.</li> <li>4. Provide ABET management services.</li> <li>5. Provide specialized support services.</li> <li>6. Provide examination services.</li> <li>7. Provide human resource development and employee relations services.</li> <li>8. Provide auxiliary services.</li> </ol>
<p><b>Responsibility Manager for the funds allocated to the District</b></p>



<b>SUB-DIRECTORATE: DISTRICT PLANNING</b>
<p><b>Purpose:</b> To provide District Planning Services</p> <p><b>Functions:</b></p> <ol style="list-style-type: none"> <li>1. Provide District planning and monitoring services.</li> <li>2. Provide management information (EMIS) services.</li> <li>3. Provide infrastructure management services.</li> <li>4. Provide support services to the District Manager with regard to the interaction with communities, business, etc. about the activities of the District Office.</li> </ol>
<p><b>Assistant Responsibility Manager for the budget allocated to the Sub-Directorate</b></p>

<b>DIVISION: DISTRICT PLANNING AND REPORTING SERVICES</b>
<p><b>Purpose:</b> To provide District planning and reporting services.</p>
<p><b>Functions:</b></p> <ol style="list-style-type: none"> <li>1. Ensure that all managers in the district are aware of the contents of the Department's strategic plan and operational plans and that SEMs communicate the plans to heads of education institutions.</li> <li>2. Consolidate the draft action plans of all sub-directorates and obtain the approval of the District Manager.</li> <li>3. Consolidate the progress reports on action plans and submit them to the District Manager.</li> <li>4. Provide other district planning support to the District Manager.</li> <li>5. Co-ordinate with the local authority about the Integrated Development Plan for the district.</li> </ol>

<b>DIVISION: MANAGEMENT INFORMATION SERVICES (EMIS)</b>
<p><b>Purpose:</b> To provide management information services.</p>
<p><b>Functions:</b></p> <ol style="list-style-type: none"> <li>1. Ensure that the information for the district is provided timeously for all the EMIS surveys.</li> <li>2. Ensure the accuracy of the information in returns on surveys.</li> <li>3. Submit information timeously to Head Office.</li> <li>4. Communicate analyses of data to managers in the district office.</li> <li>5. Gather and analyse demographic information of the district and make it available to managers. (Including census data)</li> <li>6. Provide the other information services required by the District Manager.</li> </ol>

<b>DIVISION: INFRASTRUCTURE MANAGEMENT SERVICES</b>
<p><b>Purpose:</b> To provide infrastructure management services</p>
<p><b>Functions:</b></p> <ol style="list-style-type: none"> <li>1. Provide the information required by Head Office to plan infrastructure provision and maintenance. (Construction, renovation and repairs)</li> <li>2. Plan for and arrange through the Department of Works for repairs within the allocated budget.</li> <li>3. Maintain a record of all the facilities and land utilized by the Department in the district.</li> <li>4. Monitor the state of facilities in the district.</li> <li>5. Provide information as required.</li> </ol>