

BAS  
NAT: HOUSING  
EXPENDITURE CONTROL (COMMITMENTS)  
FOR FINANCIAL YEAR UP TO 31/03/2012  
REPORT INTRODUCTORY PAGE

INSTALLATION ID : NAT: HOUSING  
LOCATION ID : NAT: HOUSING  
USERID : MMAPHUTHI  
REPORT REQUEST ID : 00060154  
SORT CRITERIA : F O P A R M I  
SELECTION CRITERIA :

- 1. LAST CLOSED MONTH : 07/2013
- 2. ITEM : I
- 3. OBJECTIVE : O
- 4. RESPONSIBILITY : R
- 5. FUND : F
- 6. PROJECT : P
- 7. ASSETS : A
- 8. REGIONAL IDENTIFIER : M



SELECTION CRITERIA : TYPE  
FUND ALL  
OBJECTIVE ALL  
PROJECT ALL  
ASSETS ALL  
RESPONSIBILITY ALL  
REGIONAL IDENTIFIER ALL  
ITEM PAYMENTS

SORT CRITERIA : F O P A R M I

TOTALS : I0003 I0011


PAGE BREAK : NONE

PROFILE : SECURITY

ECONOMIC CLASS : ALL

TOT ON ECON CLASS : NO


LAST CLOSED MONTH : 07/2013



TYPE LEVEL	DESCRIPTION	EXPENSES	COMMITMENTS	BUDGET	AVAILABLE BUDGET
I 003	COMPENSATION OF EMPLOYEES				
I 009	S&W:BASIC SALARY (RES)	162,816,756.89	0.00	173,129,846.00	10,313,089.11
I 010	S&W:PERFORMANCE BONUS (RES)	4,305,206.94	0.00	4,865,630.00	560,423.06
I 010	S&W:SERV BASED OTHER (RES)	54,328.61	0.00	95,000.00	40,671.39
I 010	S&W:LEAVE DISCOUNTING (RES)	610,053.41	0.00	863,183.00	253,129.59
I 010	S&W:OVERTIME (RES)	1,840,606.26	0.00	2,311,100.00	470,493.74
I 010	S&W:COMPENS/CIRCUM OTHER (RES)	3,736,064.18	0.00	4,432,657.00	696,592.82
I 010	S&W: CAPITAL REMUNERATION (RES)	385,779.30	0.00	392,690.00	6,910.70
I 010	S&W:HOUSING ALLOWANCE (RES)	6,232,183.38	0.00	7,680,548.00	1,448,364.62
I 010	S&W: NON PENSIONABLE ALL OTH(RES)	23,713,739.51	0.00	27,096,638.00	3,382,898.49
I 010	S&W: SERVICE BONUS (RES)	11,180,174.14	0.00	14,556,073.00	3,375,898.86
I 008	EMPL CONTR:BARGAIN COUNCIL(RES)	35,101.50	0.00	77,702.00	42,600.50
I 008	EMPL CONTR:MEDICAL (RES)	8,521,415.61	0.00	12,195,232.00	3,673,816.39
I 008	EMPL CONTR:OFF UNIONS&ASS(RES)	0.00	0.00	35.00	35.00
I 008	EMPL CONTR:PENSION (RES)	19,310,315.41	0.00	26,423,378.00	7,113,062.59
I 008	EMPL CONTR:MEDICAL LRP (N-RES)	6,640.00	0.00	0.00	6,640.00-
TOTAL I 003	COMPENSATION OF EMPLOYEES	242,748,365.14	0.00	274,119,712.00	31,371,346.86
I 003	GOODS AND SERVICES				
I 005	REGISTRATION FEES	9,857.40	0.00	20,000.00	10,142.60
I 006	BANK CHARG&CARD FEES COMM BANK	148,006.90	0.00	180,000.00	31,993.10
I 006	BANK CHR&CARD FEES OTH DEP INS	385.32	0.00	386.00	0.68


BAS  
NAT: HOUSING  
EXPENDITURE CONTROL (COMMITMENTS)  
FOR FINANCIAL YEAR UP TO 31/03/2012

TYPE LEVEL	DESCRIPTION	EXPENSES	COMMITMENTS	BUDGET	AVAILABLE BUDGET
I 005	LICENCE AGENCY FEES	936.00	0.00	1,500.00	564.00
I 005	PERSONNEL AGENCY FEES	94,425.24	105,316.60	383,500.00	183,758.16
I 005	SYSTEM ACCESS & INFORMATION FEES	103,056.39	0.00	251,000.00	147,943.61
I 005	TRAVEL AGENCY FEES	573.00	0.00	573.00	0.00
I 005	ADVERT:PROMOTIONAL ITEMS	1,311,314.28	178,622.79	1,354,592.00	135,345.07-
I 005	ADVERT:MARKETING	7,912,084.08	687,990.00	13,122,865.00	4,522,790.92
I 005	ADVERT:RECRUITMENT	886,579.02	0.00	2,627,225.00	1,740,645.98
I 005	ADVERT:TENDERS	282,626.54	29,302.60	503,284.00	191,354.86
I 009	EQP<R5000:AUDIO VISUAL EQUIPMENT	22,585.48	0.00	101,510.00	78,924.52
I 009	EQP<R5000:BAGS	15,681.15	0.00	73,500.00	57,818.85
I 009	EQP<R5000:DOMESTIC EQUIPMENT	0.00	0.00	13,500.00	13,500.00
I 009	EQP<R5000:ELEC WIRE&POWER DISTR	0.00	0.00	2,000.00	2,000.00
I 009	EQP<R5000:GARDENING EQUIPMENT	0.00	0.00	20,000.00	20,000.00
I 009	EQP<R5000:KITCHEN APPLIANCES	82,472.17	0.00	169,900.00	87,427.83
I 010	C/EQP<R5000:COMP HARDWARE&SYSTEM	514,873.38	0.00	1,227,670.00	712,796.62
I 010	F&O/EQP<R5000:OFFICE EQUIPMENT	14,485.20	3,500.00	664,500.00	646,514.80
I 010	F&O/EQP<R5000:OFFICE FURNITURE	860,310.80	89,644.00	2,355,510.00	1,405,555.20
I 009	EQP<R5000:MEDICAL&ALLIED EQUIP	0.00	0.00	20,000.00	20,000.00
I 010	PHO EQP<R5000:PHOTOGRAPHIC EQUIP	910.00	0.00	12,000.00	11,090.00
I 010	SECURITY EQP,SYS,MATER:FIX<R5000	0.00	0.00	5,000.00	5,000.00
I 010	SECURITY EQP,SYS,MATER:MOV<R5000	0.00	7,700.90	17,000.00	9,299.10
I 009	EQP<R5000:TELECOMMUNICATION	71,125.86	0.00	81,950.00	10,824.14
I 006	INT ASS<R5000:SOFTW&OTH INT ASSE	7,700.02	0.00	12,801.00	5,100.98
I 005	AUDIT FEES:EXT CURRENT YEAR	5,208,246.13	0.00	6,139,000.00	930,753.87
I 004	BURSARIES (EMPLOYEES)	1,135,384.22	41,990.00	1,263,000.00	85,625.78
I 004	CATERING:DEPARTML ACTIVITIES	3,694,735.17	6,800.00	4,323,638.00	622,102.83
I 005	COM:CELL CONTRACT (SUBSCR&CALLS)	3,520,622.16	339,809.96	5,939,528.00	2,079,095.88
I 005	COM:LICENCES (RADIO&TV)	0.00	0.00	20,000.00	20,000.00
I 005	COM:POST/STAMP/FRANK MACH	47,035.20	0.00	47,062.00	26.80
I 005	COM:SATELLITE SIGNALS	78,589.38	3,815.14	90,000.00	7,595.48
I 005	COM:TEL/FAX/TELEGRAP&TELEX	4,455,902.98	0.00	4,838,453.00	382,550.02
I 005	COM:TELEPHONE INSTALLATION	0.00	0.00	5,000.00	5,000.00
I 006	SITA DATA LINES	4,287,154.41	3,759,016.39	28,803,280.00	20,757,109.20
I 006	SITA INFORMATION SERVS	202,941.94	1,147,058.06	4,638,190.00	3,288,190.00
I 006	SITA INTERNET SERV CHRGS	1,384,920.14	0.00	1,766,889.00	381,968.86
I 006	SITA MAINFRAME TIME	4,201,020.83	0.00	8,545,303.00	4,344,282.17
I 006	SITA SOFTWARE LICENCES	1,752,907.23	965,665.10	3,023,000.00	304,427.67
I 006	SITA SPECIALISE COMPT SER	100,412.70	0.00	350,000.00	249,587.30
I 006	EXT COMP SER:INFOR SERVICES	263,178.73	0.00	4,576,602.00	4,313,423.27
I 006	EXT COMP SER:SOFTWARE LICEN	518,563.76	7,410.00	730,515.00	204,541.24
I 006	EXT COMP SER:SPEC COMPUTER SERV	143,594.84	40,772.61	455,000.00	270,632.55
I 006	EXT COMP SER:SYSTEM DEVELOP	7,433,135.89	0.00	7,484,965.00	51,829.11
I 005	C/P:BUS&ADV SER:AUDIT COM(N-OFF)	258,501.75	0.00	345,000.00	86,498.25
I 005	C/P:BUS&ADV SER:BOARD MEMBER	649,968.57	0.00	922,400.00	272,431.43
I 005	C/P:BUS&ADV SER:HUMAN RESOURCE	339,876.64	89,311.72	934,200.00	505,011.64



BAS  
NAT: HOUSING  
EXPENDITURE CONTROL (COMMITMENTS)  
FOR FINANCIAL YEAR UP TO 31/03/2012


TYPE LEVEL	DESCRIPTION	EXPENSES	COMMITMENTS	BUDGET	AVAILABLE BUDGET
I 005	C/P:BUS&ADV SER:ORGANISATIONAL	5,769,076.49	91,496.28	5,866,000.00	5,427.23
I 005	C/P:BUS&ADV SER:PRJ MANAGEMENT	80,137,017.47	2,199,905.55	103,172,099.00	20,835,175.98
I 005	C/P:BUS&ADV SER:RESEARCH&ADVISOR	5,390,742.81	1,082,588.25	7,786,895.00	1,313,563.94
I 005	C/P:BUS&ADV SER:VALUER	17,100.00	0.00	27,000.00	9,900.00
I 005	C/P:BUS&ADV SER:QUALIFICTN VERIF	6,000.00	0.00	50,000.00	44,000.00
I 005	C/P:BUS&ADV SER:TRNSLAT&TRNSCRIPT	41,178.72	0.00	75,000.00	33,821.28
I 006	C/P:L/PVT FIRM:LEGAL ADVICE	572,220.13	35,445.00	810,000.00	202,334.87
I 006	C/P:L/STATE ATTY:LEGAL ADVICE	3,044,042.26	0.00	3,078,045.00	34,002.74
I 005	CONTRCTRS:UPGRADE&ADD MACH&EQP	21,905.10	0.00	23,000.00	1,094.90
I 005	CONTRCTRS:ARTISTS&PERFORMERS	73,661.60	0.00	83,000.00	9,338.40
I 005	CONTRCTRS:AUDIO-VISUAL SERVICE	1,210,691.26	0.00	1,342,528.00	131,836.74
I 005	CONTRCTRS:BUILDING&CONSTRUCTION	360,835.17	0.00	380,000.00	19,164.83
I 005	CONTRCTRS:EMPLOYEE WELLNESS	345,723.50	20,776.50	366,500.00	0.00
I 005	CONTRCTRS:MAINT&REP OF MACH&EQP	422,006.93	46,015.00	1,170,333.00	702,311.07
I 005	CONTRCTRS:REFUR&REHAB MACH&EQP	1,881.00	0.00	12,781.00	10,900.00
I 005	CONTRCTRS:MAINT&REP OTHER ASSETS	274,797.15	912.00	283,073.00	7,363.85
I 005	CONTRCTRS:INTERIOR DECORATORS	14,943.00	0.00	14,943.00	0.00
I 005	CONTRCTRS:MEDICAL SERV	115,291.32	7,746.76	148,000.00	24,961.92
I 005	CONTRCTRS:PLANT FLOWRS&OTHR DEC	87,327.94	2,438.14	240,265.00	150,498.92
I 005	A&S/O/S:SECURITY SERVICES	846,620.62	0.00	858,800.00	12,179.38
I 005	A&S/O SER:ADMIN&SUPPORT STAFF	12,001.25	0.00	765,823.00	753,821.75
I 005	A&S/O/S:PERSONNEL&LABOUR	0.00	0.00	13,000.00	13,000.00
I 005	A&S/O/S:MEDICAL SERVICES	0.00	0.00	90,000.00	90,000.00
I 005	ENTERTAIN MANAGEMENT	187,066.07	0.00	524,436.00	337,367.93
I 005	ENTERTAIN MINISTERS	36,377.72	0.00	174,158.00	137,780.28
I 006	F/SER:FUEL,OIL&GREASE	87,777.71	0.00	241,237.00	153,459.29
I 005	INV FOOD SUP:GROCERIES	16,804.60	0.00	190,370.00	173,565.40
I 005	INV F&G:FUEL, OIL & LUBRICANTS	457,915.87	138,525.00	657,563.00	61,122.13
I 006	INV LEARN SUP:CONS MATRL SUBJECTS	0.00	0.00	99,000.00	99,000.00
I 005	INV MAT&SUPPLIES:BATTERIES	51.30	0.00	800.00	748.70
I 005	INV MAT&SUP:NOTICE BOARDS&SIGNS	908.20	0.00	1,000.00	91.80
I 005	INV MAT&SUP:ELECTRICAL SUPPLIES	21,221.37	0.00	63,875.00	42,653.63
I 005	INV MAT&SUP:HARDWARE	35,422.50	0.00	59,500.00	24,077.50
I 005	INV MAT&SUP:SPARES & ACCESSORIES	8,055.60	0.00	9,500.00	1,444.40
I 005	INV OTH CONS:CROCKERY & CUTLERY	44,534.90	0.00	107,900.00	63,365.10
I 005	INV OTH CONS:DISP PAPER/PLASTIC	3,765.00	0.00	8,119.00	4,354.00
I 005	INV OTH CONS:GARDENING SUPPLIES	59,679.00	0.00	59,679.00	0.00
I 005	INV OTH CONS:PACKING MATERIAL	18,576.70	0.00	19,000.00	423.30
I 005	INV OTH CONS:TOILETRIES	264,545.18	0.00	271,000.00	6,454.82
I 005	INV OTH CONS:UNIF&PROTEC CLTHING	319,632.73	0.00	329,000.00	9,367.27
I 005	INV OTH CONS:WASH/CLEAN DETERGNT	131,440.55	0.00	131,445.00	4.45
I 005	INV STA&PRNT:AUDIO VIS MATERIALS	200.00	0.00	5,200.00	5,000.00
I 005	INV STA&PRNT:BOOKS,JOURNALS ETC	186,684.86	7,374.08	355,013.00	160,954.06
I 005	INV STA&PRNT:COMPUTER CONSMBLES	1,035,929.79	66,960.11	1,583,757.00	480,867.10
I 005	INV STA&PRNT:MAGZINES/NEWSPAPRS	209,091.63	88,527.37	584,100.00	286,481.00



BAS  
NAT: HOUSING  
EXPENDITURE CONTROL (COMMITMENTS)  
FOR FINANCIAL YEAR UP TO 31/03/2012

TYPE LEVEL	DESCRIPTION	EXPENSES	COMMITMENTS	BUDGET	AVAILABLE BUDGET
I 005	INV STA&PRNT:PHOTOGRAPHIC MAT	0.00	0.00	20,000.00	20,000.00
I 005	INV STA&PRNT:PRINTING DEPRMTNTAL	181,402.18	157,909.15	442,000.00	102,688.67
I 005	INV STA&PRNT:GOVERNMENT PRINTER	269,595.44	6,187.88	398,500.00	122,716.68
I 005	INV STA&PRNT:STATIONERY	1,451,380.66	323,659.58	2,993,829.00	1,218,788.76
I 005	OPERATING LEASES	17,962,323.66	60,748.00	26,291,367.00	8,268,295.34
I 005	FINANCE LEASES	1,362,527.62	101,001.43	4,539,324.00	3,075,794.95
I 005	P/P:CLEANING SERVICES	607,349.59	0.00	618,000.00	10,650.41
I 005	P/P:FIRST AID	38,695.02	0.00	46,000.00	7,304.98
I 005	P/P:FUMIGATION SERV	53,191.49	0.00	106,000.00	52,808.51
I 005	P/P:LAUNDRY SERVICES	4,085.00	0.00	5,000.00	915.00
I 006	P/P:MUNICIPAL SERV	3,501,236.03	0.00	6,534,000.00	3,032,763.97
I 005	P/P:PEST CONTROL	4,203.00	0.00	5,000.00	797.00
I 005	OWN&LEAS PROP EXP:MUNICIPAL SERV	0.00	0.00	7,000.00	7,000.00
I 006	T&S OUT OF TOWN ALL PER RES STFF	309.65	0.00	1,000.00	690.35
I 006	T&S DOM:ACCOMMODATION	9,713,766.49	66,016.25	11,421,840.00	1,642,057.26
I 006	T&S DOM:DAILY ALLOWANCE	520.58	0.00	700.00	179.42
I 007	T&S DOM: SPECIAL DAILY ALLOWANCE	569,438.01	0.00	1,082,660.00	513,221.99
I 007	T&S DOM:FIXED DAILY ALLOWANCE	821.28	0.00	35,500.00	34,678.72
I 006	T&S DOM:FOOD&BEVER(SERVED)	1,423,520.31	451.00	1,729,181.00	305,209.69
I 006	T&S DOM:INCIDENTAL COST	785,118.64	0.00	1,122,256.00	337,137.36
I 007	T&S DOM WITHOUT OP:CAR RENTAL	8,336,140.42	10,960.52	9,417,244.00	1,070,143.06
I 007	T&S DOM WITHOUT OP:KM ALL(OWN TR	2,321,343.80	0.00	2,695,827.00	374,483.20
I 007	T&S DOM WITHOUT OP: KM ALL(SMS>)	715,202.24	0.00	1,186,685.00	471,482.76
I 007	T&S DOM WITHOUT OP:GG VHCL	447,453.85	0.00	501,396.00	53,942.15
I 007	T&S DOM WITH OP:OTR TRNS PROVID	8,586,613.94	9,127.00	8,997,196.00	401,455.06
I 008	T&S DOM WITH OP:AIR TRANSPORT	17,696,469.63	5,647.00	19,417,480.00	1,715,363.37
I 008	T&S DOM WITH OP:RAILWAY TRANSPOR	200.00	0.00	97,100.00	96,900.00
I 008	T&S DOM WITH OP:ROAD TRANSPORT	0.00	0.00	2,000.00	2,000.00
I 007	T&S DOM WITH OP:GG VHICL	37,577.33	0.00	39,335.00	1,757.67
I 006	T&S FORGN:ACCOMMODATION	1,121,397.18	0.00	1,285,338.00	163,940.82
I 006	T&S FORGN:DAILY ALLOWANCE	264,974.24	0.00	395,166.00	130,191.76
I 006	T&S FORGN:FOOD&BEVER(SERV)	10,793.27	0.00	65,415.00	54,621.73
I 006	T&S FORGN: INCIDENTAL COST	41,258.61	0.00	75,083.00	33,824.39
I 007	T&S FORGN WITHOUT OP:CAR RENTAL	43,023.62	0.00	45,000.00	1,976.38
I 007	T&S FORGN WITH OP:OTH TRNSP PROV	510,836.80	0.00	551,338.00	40,501.20
I 008	T&S FORGN WITH OP:AIR TRANSPRT	3,051,789.13	0.00	3,140,235.00	88,445.87
I 005	T&S:NON EMPLOYEES	2,106.21	0.00	2,400.00	293.79
I 006	T&S DOM NON:ACCOMMODATION	30,878.97	0.00	52,759.00	21,880.03
I 006	T&S DOM NON:FOOD&BEVER(SERVED)	206,296.50	0.00	271,875.00	65,578.50
I 006	T&S DOM NON:INCIDENTAL COST	15,063.20	0.00	38,277.00	23,213.80
I 006	T&S:DOM NON:TRANSPORT	581,670.42	0.00	670,727.00	89,056.58
I 006	T&S FOR NON:FOOD&BEVER(SERVED)	0.00	0.00	10,000.00	10,000.00
I 006	T&S:FOR NON:TRANSPORT	0.00	0.00	30,000.00	30,000.00
I 005	TRAIN & DEV:EMPLOYEES	3,197,106.35	253,398.06	4,212,582.00	762,077.59
I 005	TRAIN & DEV:MATERIAL&MANUALS	0.00	0.00	5,000.00	5,000.00

Maintenance  
Office



BAS  
NAT: HOUSING  
EXPENDITURE CONTROL (COMMITMENTS)  
FOR FINANCIAL YEAR UP TO 31/03/2012

TYPE LEVEL	DESCRIPTION	EXPENSES	COMMITMENTS	BUDGET	AVAILABLE BUDGET
I 005	TRAIN & DEV:NON-EMPLOYEES	0.00	0.00	10,000.00	10,000.00
I 006	O/P:CAR VALET & WASHING SERV	1,905.60	0.00	10,000.00	8,094.40
I 005	O/P:COURIER & DELIVERY SERVS	231,715.97	403,195.39	942,140.00	307,228.64
I 005	O/P:DRIVERS LICENSES & PERMITS	19,906.03	195.40	32,000.00	11,898.57
I 005	O/P:GIFTS	46,698.70	0.00	108,000.00	61,301.30
I 005	O/P:NONLIFE INSRNC PRM-TRY12.1.2	235,131.60	0.00	252,000.00	16,868.40
I 005	O/P:PRINTING&PUBLICATIONS SERV	996,779.28	90,602.05	1,773,743.00	686,361.67
I 005	O/P:PROF BODIES,MEMB&SUBSC FEES	81,079.00	1,115.00	139,900.00	57,706.00
I 005	O/P:RESETTLEMENT COST	542,401.74	0.00	1,176,721.00	634,319.26
I 005	O/P:STORAGE OF FILES	23,230.35	0.00	35,500.00	12,269.65
I 005	O/P:FREIGHT SERVICES TRSPRT GOOD	77,827.20	75,000.00	159,000.00	6,172.80
I 005	VENUES AND FACILITIES	11,358,613.93	83,415.00	13,018,955.00	1,576,926.07
TOTAL I 003	GOODS AND SERVICES	252,670,397.66	12,941,064.62	368,858,102.00	103,246,639.72
I 003	INTEREST AND RENT ON LAND				
I 005	INT PAID:FINANCE LEASES	197,048.43	8,142.19	605,000.00	399,809.38
TOTAL I 003	INTEREST AND RENT ON LAND	197,048.43	8,142.19	605,000.00	399,809.38
I 003	PAYMENTS FOR FINANCIAL ASSET				
I 004	THEFTS AND LOSSES	23,927.29	0.00	41,325.00	17,397.71
TOTAL I 003	PAYMENTS FOR FINANCIAL ASSET	23,927.29	0.00	41,325.00	17,397.71
I 003	PROVINCIAL & LOCAL GOVERNMENTS				
I 006	PROV CONDITIONAL GRANTS	15,121,516,000.00	259,000,000.00	15,121,516,000.00	259,000,000.00-
I 006	MUN B/ACC:MUN CONDITIONAL GRNT	6,266,998,000.00	0.00	6,266,998,000.00	0.00
TOTAL I 003	PROVINCIAL & LOCAL GOVERNMENTS	21,388,514,000.00	259,000,000.00	21,388,514,000.00	259,000,000.00-
I 003	DEPARTMENTAL AGENCIES & ACCOUNTS				
I 006	HOUSING DEVELOPMENT AGENCY	89,100,000.00	0.00	89,100,000.00	0.00
I 006	SOCIAL HOUSING REGULATORY AUTH	245,474,000.00	0.00	245,474,000.00	0.00
I 006	NAT URB RECONSTR&HOUS AGEN(NURCH	100,000,000.00	0.00	100,000,000.00	0.00
I 006	RURAL HOUSING LOAN FUND	49,500,000.00	0.00	49,500,000.00	0.00
I 006	SOCIAL HOUSING FOUNDATION	0.00	0.00	3,017,000.00	3,017,000.00
TOTAL I 003	DEPARTMENTAL AGENCIES & ACCOUNTS	484,074,000.00	0.00	487,091,000.00	3,017,000.00
I 003	FOREIGN GOV&INTERNATIONAL ORGAN				
I 005	SUB FEES:UN MEMBERSHIP FEES	462,153.00	0.00	1,000,000.00	537,847.00
TOTAL I 003	FOREIGN GOV&INTERNATIONAL ORGAN	462,153.00	0.00	1,000,000.00	537,847.00
I 003	HOUSEHOLDS				
I 005	H/H EMPL S/BEN:LEAVE GRATUITY	58,763.63	0.00	70,000.00	11,236.37
I 005	H/H:BURSARIES (NON-EMPLOYEE)	7,961,402.21	45,769.95	7,961,403.00	45,769.16-
I 006	H/H:DONATIONS&GIFTS (CASH)	0.00	0.00	0.00	0.00
TOTAL I 003	HOUSEHOLDS	8,020,165.84	45,769.95	8,031,403.00	34,532.79-
I 003	BUILDINGS & OTHER FIX STRUCT				

BAS  
NAT: HOUSING  
EXPENDITURE CONTROL (COMMITMENTS)  
FOR FINANCIAL YEAR UP TO 31/03/2012

TYPE LEVEL	DESCRIPTION	EXPENSES	COMMITMENTS	BUDGET	AVAILABLE BUDGET
I 004	BUILDINGS & OTHER FIX STRUCT	219,677,688.66	0.00	289,832,240.00	70,154,551.34
TOTAL I 003	BUILDINGS & OTHER FIX STRUCT	219,677,688.66	0.00	289,832,240.00	70,154,551.34
I 003	MACHINERY AND EQUIPMENT				
I 006	AUDIO VISUAL EQUIPMENT	108,360.83	0.00	197,740.00	89,379.17
I 006	BUILDING AIR-CON SYSTEMS	0.00	0.00	44,000.00	44,000.00
I 006	CELLULAR PHONES	5,373.79	0.00	10,000.00	4,626.21
I 007	COMPUTER HARDWARE&SYSTEMS	1,109,442.70	24,270.97	2,378,750.00	1,245,036.33
I 006	EMERGENCY/RESCUE EQUIPMENT	29,995.00	0.00	30,000.00	5.00
I 007	ADVERTISING BOARDS	0.00	0.00	501,000.00	501,000.00
I 007	CROCKERY & CUTLERY	0.00	0.00	5,000.00	5,000.00
I 007	OFFICE EQUIPMENT	21,037.50	0.00	465,000.00	443,962.50
I 007	OFFICE FURNITURE	821,901.49	197,976.70	2,613,728.00	1,593,849.81
I 006	KITCHEN APPLIANCES	0.00	0.00	25,000.00	25,000.00
I 006	MEDICAL & ALLIED EQUIPMENT	0.00	0.00	270,000.00	270,000.00
I 007	PHOTOGRAPHIC EQUIPMENT	90,630.00	21,848.10	180,000.00	67,521.90
I 007	SECURITY EQUIPM,SYS,MATER:FIX	319,767.33	0.00	355,000.00	35,232.67
I 007	SECURITY EQUIPM,SYS,MATER:MOV	0.00	0.00	88,000.00	88,000.00
I 006	TELECOMMUNICATION EQUIPM	0.00	0.00	50,000.00	50,000.00
TOTAL I 003	MACHINERY AND EQUIPMENT	2,506,508.64	244,095.77	7,213,218.00	4,462,613.59
I 003	SOFTWARE & INTANGIBLE ASSETS				
I 004	SOFTW & OTHER INTANGIBLE ASSETS	27,850.80	0.00	235,000.00	207,149.20
TOTAL I 003	SOFTWARE & INTANGIBLE ASSETS	27,850.80	0.00	235,000.00	207,149.20

